CONTARINI®

Interpump Hydraulics International

iHi



B

Componenti per l'impianto oleodinamico
Components for hydraulic system
Komponenten für Hydraulikanlagen







A member of

INTERPUMP GROUP

CERTIFICATO DEL SISTEMA DI GESTIONE PER LA QUALITÀ

QUALITY MANAGEMENT SYSTEM CERTIFICATE

Si dichiara che il sistema di gestione per la Qualitá dell'Organizzazione:
We certify that the Quality Management System of the Organization:

CONTARINI LEOPOLDO S.r.l.

Reg. No: 533 – A

Indirizzo/*Address*:

Via A. Volta, 34
48022 Lugo RA Italia

- Via Fiumazzo, 46 48022 Lugo (RA) Italia

È conforme alla norma/*Is in compliance with the standard:*

UNI EN ISO 9001:2008
ISO 9001:2008

Per i seguenti prodotti-servizi/*For the following products-services:*

Progettazione e produzione di cilindri oleodinamici a catalogo e su specifica del cliente
Commercializzazione di componenti oleodinamici

Design and production of hydraulic cylinders according to our catalogue and custom made
Dealing in hydraulic components

EA: 18

Il mantenimento della certificazione è soggetto a sorveglianza annuale e subordinato al rispetto dei requisiti essenziali CERMET.
Maintenance of the certification is subject to annual survey and dependent upon the observance of CERMET basic requirements.

Rilascio certificato/*Certificate issuance:*	1999-12-21
Ultima modifica/*Last modification:*	2013-04-30
Prossimo rinnovo/*Following renewal:*	2016-04-30

Direttore Generale
General Manager
Giampiero Belcredi

Amministratore Delegato
Chief Executive Officer
Rodolfo Trippodo

MEMBER OF MULTILATERAL RECOGNITION ARRANGEMENT IAF

ACCREDIA L'ENTE ITALIANO DI ACCREDITAMENTO

SQQ N° 007A
SGA N° 010D
PRD N° 069B
FSM N° 004I
SSI N° 006G

CERMET Certification and research for quality

CERMET Soc. Cons. a r.l. - Headquarters Italy - Via Cadriano 23 - 40057 Cadriano di Granarolo (BO) -Tel +39.051.459.3.111 - Fax +39.051.763.382 – www.cermet.it

I dati riportati nella seguente pubblicazione non sono impegnativi. La Contarini Leopoldo s.r.l. si riserva di apportare modifiche senza preavviso.
Product specifications in this catalogue are not binding. Contarini Leopoldo s.r.l. can change any data without notice.
Die vorliegenden Angaben sind nicht bindend. Contarini Leopoldo s.r.l. behält sich vor, technische Änderungen ohne Mitteilung vorzunehmen.

INDICE
INDEX
INHALTSVERZEICHNIS

POMPE A MANO E SERBATOI
HAND PUMPS AND TANKS / HANDPUMPEN UND TANKS

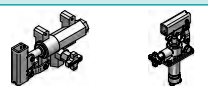
PAM - **04/05**

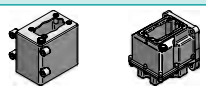
PM - **06**

MINICENTRALINE
MINI POWER PACKS / HYDRAULIK-MINIAGGREGATE

HV - **07**

POMPE AD INGRANAGGI E FLANGETTE
GEAR PUMPS AND CONNECTORS / ZAHNRADPUMPEN UND WINKELSTUTZEN


PC/XV - **08/11**

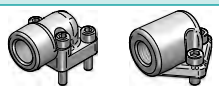
AFRG/AFR-B - **09**

DIVISORI DI FLUSSO
GEAR FLOW DIVIDERS / ZAHNRADMENGENTEILER

RV1/RV2 - **12/13**

VALVOLE CONTROLLO PRESSIONE
PRESSURE CONTROL VALVES / DRUCKKONTROLLE-HYDRAULIKVENTILE

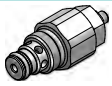
VMDC - **14/15**

VMD - **15/16**

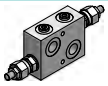
VMDI - **17**

VBDC - **18**

VMP - **18/19**

VAU - **20-21**

VS2C/VSQ-APP - **21/22**

VABP - **22**

VALVOLE CONTROLLO FLUSSO
FLOW CONTROL VALVES / DURCHFLUSSKONTROLLE-HYDRAULIKVENTILE

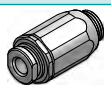
VRFC/VRB - **23**

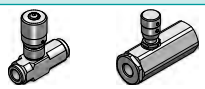
VRFU/VRFB - **24/25**

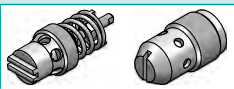
VRD/VSC - **25/26**

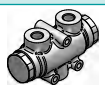
VEQ - **26**

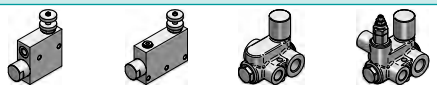
RFP/VPR/RF - **27/28**

VALVOLE CONTROLLO MOVIMENTO
MOTION CONTROL VALVES / BEWEGUNGSKONTROLLE-HYDRAULIKVENTILE

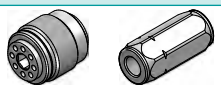
VUI/VUR - **29**


VRSE/VRDE/VRPSE/VBPS/VPDE - **30/34**

VUBA - **35**


VBCD/B800/B8500/VRAP - **35/40**

VALVOLE VARIE E ACCESSORI
FURTHER VALVES AND ACCESSORIES / VERSCHIEDENE HYDRAULIKVENTILE UND ZUBEHÖRE

VU - **41**

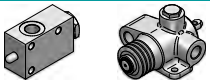
FCV/FCR - **41/43**

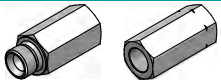
VCG - **43/44**

VALVOLE DIREZIONALI
HYDRAULIC DIRECTIONAL CONTROL VALVES / HYDRAULIKWEGEVENTILE

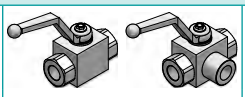
RS - **45/46**

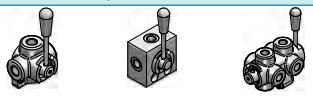
DDF/IDF - **46/51**

VALVOLE DIREZIONALI ELETTRICHE E PIASTRE
SOLENOID VALVES AND SUBPLATES / ELEKTROWEGEVENTILE UND PLATTEN


LC - **52/53**


ES3/ES5 - **54/55**


VS - **56**

DISTRIBUTORI MONOBLOCCO
MONOBLOCK VALVES / MONOBLOCKWEGEVENTILE

BM/BF - **57/64**

BF - **65/67**

IDROGUIDE E ACCESSORI
STEERING UNITS AND ACCESSORIES / HYDROLENKUNGEN UND ZUBEHÖRE

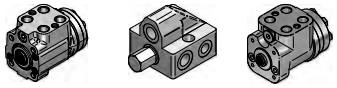
HKU/VPR/DIG - **68/70**

ACI/AV/AT/AP - **70/71**

INDICE
INDEX
INHALTSVERZEICHNIS

MOTORI ORBITALI
HYDRAULIC MOTORS / HYDRAULIKMOTOREN

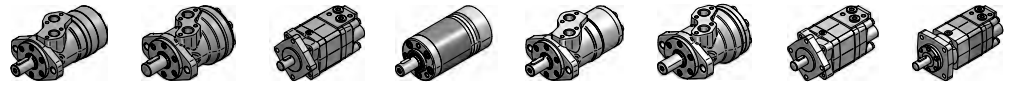

MCPN/MCRN/MCS/MPM/MPP/MPR/MPS/MPT/MPV - **72/80**

ACCESSORI
ACCESSORIES / ZUBEHÖRE

AIR/ABIR/AIP/AIFIR/AIM/AIF - **81/83**
AGG - **83**
BF - **84**
HE - **85**
HL - **86**
STSU - **86**
GBML - **87**

H/HTR - **88**
F5/F4 - **89**
AMGR - **89**
FACA/CA/FIOA/FIO/CR - **90/91**
ADS/ADD - **92/93**

TUBI FLESSIBILI
FLEXIBLE HYDRAULIC HOSES / HYDRAULIKSCHLÄUCHE

R1A/R1AT/R2A/R2AT - **94/95**
4SP/4SH - **96**
R7 - **97**
1SN/2SN - **97/98**
R4 - **98**
PVC - **99**

RACCORDI A PRESSARE
CRIMP FITTINGS / PRESSARMATUREN

RPG1/RPG2/RPGT - **100**
RPG7 - **100**
RPG9/RPG5 - **101**
R0/R1/R2/R5/RS - **102/111**

R0/R1/R2/R5/RS - **102/111**

RACCORDI AD ANELLO DIN 2353
RING FITTINGS DIN 2353 / ROHRVERSCHRAUBUNGEN NACH DIN 2353



TN - **112/116**

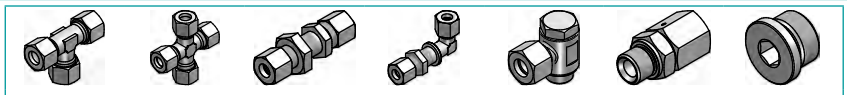

TN - **112/116**

ADATTATORI
ADAPTERS / ADAPTER

RV - **117/127**

RV - **117/127**

RV - **117/127**

CILINDRI E COMPONENTI – VEDERE CATALOGO «A»
CYLINDERS AND COMPONENTS – PLEASE REFER TO CATALOGUE «A»
ZYLINDER UND KOMPONENTEN – SIEHE KATALOG «A».

PAM 20

POMPA A MANO - NON PREDISPOSTA PER SERBATOIO CON RUBINETTO DI SCARICO
HAND PUMP - NOT SUITABLE FOR OIL TANK WITH LOWERING VALVE
HANDPUMPE - OHNE TANKEINRICHTUNG MIT ABLASSHAHN

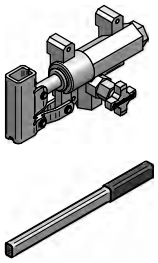

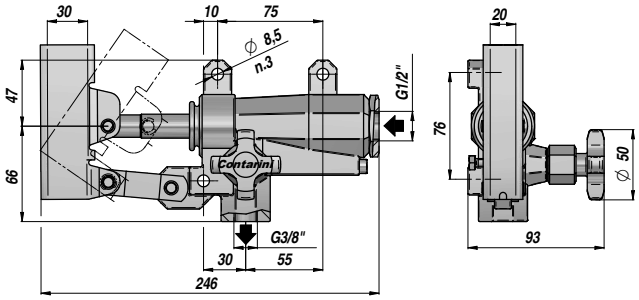

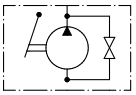

Codice Code Bestell-Nr.	Tipo Type Typ	cm³/ciclo cm³/cycle cm³/Hub	P MAX bar	kg	OPTIONAL Codice Code Bestell-Nr.	OPTIONAL Dimensioni Sizes Größe	OPTIONAL kg
PAM0142000	PAM 20	20	350	2,75	PAM0290000	20x30x600	0,86
					LEVA - HAND LEVER - HEBEL		

Funzionamento D.E. per cilindro S.E. - Double-stroke for a S.A. cylinder - DW Handpumpe für EW Zylinder

A RICHIESTA - ON REQUEST - AUF ANFRAGE:
PAM-S = SOFFIETTO - BELLOW - FALTENBALG
FPM = O-RING: VITON
PAM-V = VALVOLA DI MAX. PRESSIONE INCORPORATA - BUILT-IN PRESSURE RELIEF VALVE - MIT DRUCKBEGRENZUNGSVENTIL

PAM 40

POMPA A MANO - NON PREDISPOSTA PER SERBATOIO CON RUBINETTO DI SCARICO
HAND PUMP - NOT SUITABLE FOR OIL TANK WITH LOWERING VALVE
HANDPUMPE - OHNE TANKEINRICHTUNG MIT ABLASSHAHN

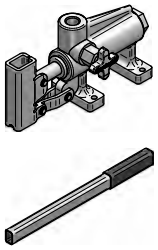

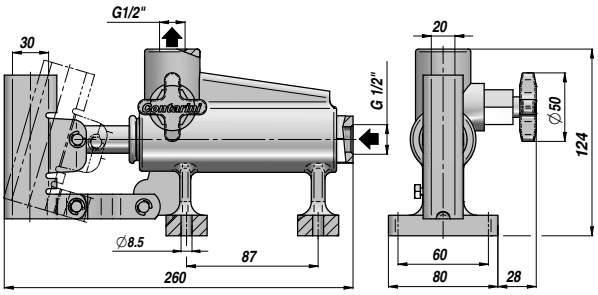

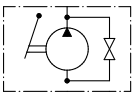

Codice Code Bestell-Nr.	Tipo Type Typ	cm³/ciclo cm³/cycle cm³/Hub	P MAX bar	kg	OPTIONAL Codice Code Bestell-Nr.	OPTIONAL Dimensioni Sizes Größe	OPTIONAL kg
PAM0144000	PAM 40	40	280	3,65	PAM0290000	20x30x600	0,86
					LEVA - HAND LEVER - HEBEL		

Funzionamento D.E. per cilindro S.E. - Double-stroke for a S.A. cylinder - DW Handpumpe für EW Zylinder

A RICHIESTA - ON REQUEST - AUF ANFRAGE:
PAM-S = SOFFIETTO - BELLOW - FALTENBALG
FPM = O-RING: VITON
PAM-V = VALVOLA DI MAX. PRESSIONE INCORPORATA - BUILT-IN PRESSURE RELIEF VALVE - MIT DRUCKBEGRENZUNGSVENTIL

POMPA A MANO - PREDISPOSTA PER SERBATOIO CON RUBINETTO DI SCARICO
HAND PUMP - SUITABLE FOR OIL TANK WITH LOWERING VALVE
HANDPUMPE - MIT TANKEINRICHTUNG MIT ABLASSHAHN

PAM-T

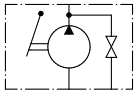

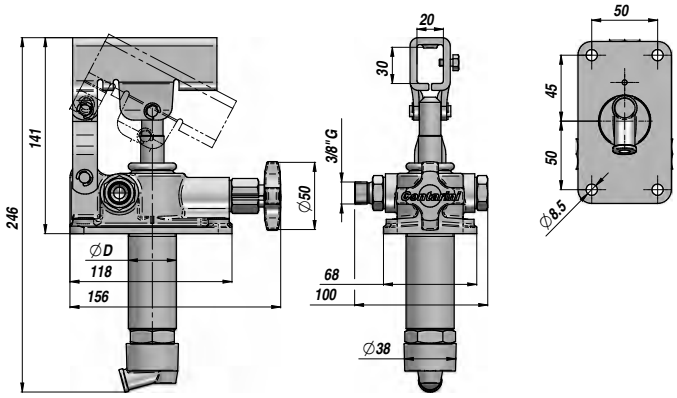

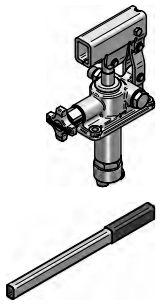

Codice Code Bestell-Nr.	Tipo Type Typ	cm³/ciclo cm³/cycle cm³/Hub	P MAX bar	ØD	kg	OPTIONAL Codice Code Bestell-Nr.	Dimensioni Sizes Größe	kg
PAM0141200	PAM-T 12	12	380	30	2,85	PAM0290000	20x30x600	0,86
PAM0142500	PAM-T 25	25	350	35	2,95			
PAM0144500	PAM-T 45	45	280	40	3,15			
						LEVA - HAND LEVER - HEBEL		

Funzionamento D.E. per cilindro S.E. - Double-stroke for a S.A. cylinder - DW Handpumpe für EW Zylinder

A RICHIESTA - ON REQUEST - AUF ANFRAGE:
PAM-TS = SOFFIETTO - BELLOW - FALTENBALG
FPM = O-RING: VITON
PAM-TV = VALVOLA DI MAX. PRESSIONE INCORPORATA - BUILT-IN PRESSURE RELIEF VALVE - MIT DRUCKBEGRENZUNGSVENTIL

POMPA A MANO - PREDISPOSTA PER SERBATOIO CON DEVIATORE A 4 VIE
HAND PUMP - SUITABLE FOR OIL TANK WITH 4-WAY DIVERTER
HANDPUMPE - MIT TANKEINRICHTUNG MIT 4-WEGE-VENTIL

PAM-TD

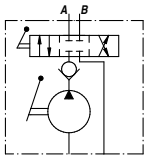

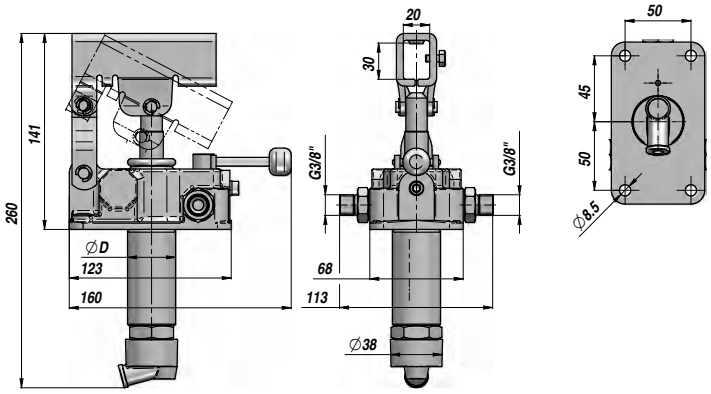

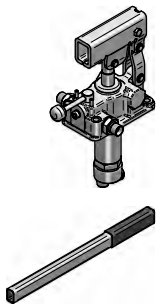

Codice Code Bestell-Nr.	Tipo Type Typ	cm³/ciclo cm³/cycle cm³/Hub	P MAX bar	ØD	kg	OPTIONAL Codice Code Bestell-Nr.	Dimensioni Sizes Größe	kg
PAM0151200	PAM-TD 12	12	380	30	2,85	PAM0290000	20x30x600	0,86
PAM0152500	PAM-TD 25	25	350	35	2,95			
PAM0154500	PAM-TD 45	45	280	40	3,15			
						LEVA - HAND LEVER - HEBEL		

Funzionamento D.E. per cilindro S.E. - Double-stroke for a S.A. cylinder - DW Handpumpe für EW Zylinder

A RICHIESTA - ON REQUEST - AUF ANFRAGE:
PAM-TDS = SOFFIETTO - BELLOW - FALTENBALG
FPM = O-RING: VITON
PAM-TDV = VALVOLA DI MAX. PRESSIONE INCORPORATA - BUILT-IN PRESSURE RELIEF VALVE - MIT DRUCKBEGRENZUNGSVENTIL

PM

SERBATOIO PER POMPA A MANO (TIPO PAM-T E PAM-TD)
TANK FOR HAND PUMP (PAM-T / PAM-TD TYPE)
TANK FÜR HANDPUMPE (TYP PAM-T / PAM-TD)

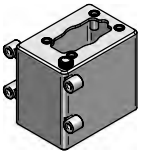

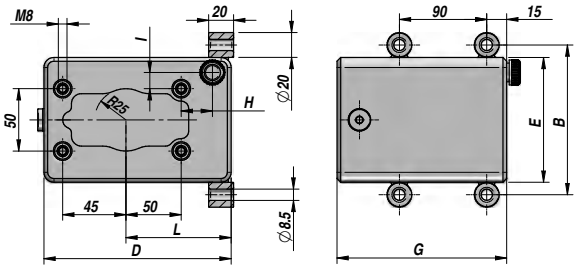

Codice Code Bestell-Nr.	Capacità Capacity Inhalt	B	D	E	G	H	I	L	Montaggio Mounting Montage	kg
PM00220001	lt 1	120	150	100	120	24	12	90	N°4 fori holes Bohrungen ø8,5 mm	2,00
PM00220002	lt 2	120	150	100	180	24	12	90		2,20
PM00220003	lt 3	120	150	100	247	24	12	90		2,50
PM00220005	lt 5	195	175	175	200	42	45	110		4,50
PM00220007	lt 7	195	175	175	269	42	45	110		5,40
PM00220010	lt 10	195	175	175	376	42	45	110		6,80

MATERIALE - MATERIAL: ACCIAIO - STEEL - STAHL

PMSR

SERBATOIO PER POMPA A MANO (TIPO PAM-T E PAM-TD)
TANK FOR HAND PUMP (PAM-T / PAM-TD TYPE)
TANK FÜR HANDPUMPE (TYP PAM-T / PAM-TD)

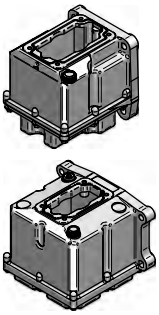

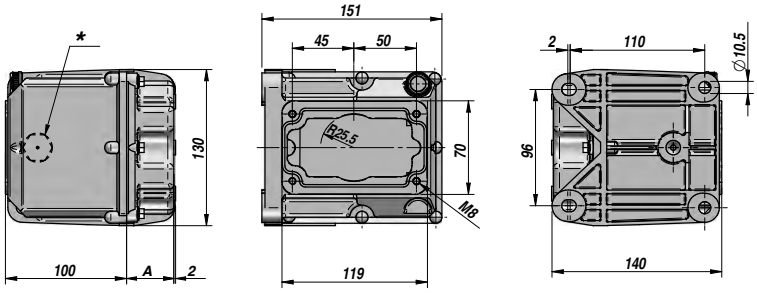

PMSR01 (Lt.1)

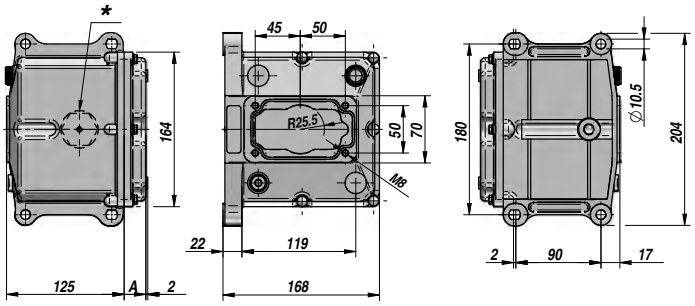

PMSR02 (Lt.2)
PMSR03 (Lt.3)
PMSR05 (Lt.5)

Codice Code Bestell-Nr.	Capacità Capacity Inhalt	A	*Indicatore di livello *Level Indicator *Standanzeiger BSP	Montaggio Mounting Montage	kg
PMSR01AL00	lt 1	40	-	N°4 fori holes Bohrungen ø10,5 mm	1,50
PMSR01AL01	lt 1	40	1/2"		1,50
PMSR02AL00	lt 2	25	-		1,50
PMSR02AL01	lt 2	25	1/2"		1,50
PMSR03AL00	lt 3	70	-		1,60
PMSR03AL01	lt 3	70	1/2"		1,60
PMSR05AL00	lt 5	180	-		1,80
PMSR05AL01	lt 5	180	1/2"		1,80

* A RICHIESTA - ON REQUEST - AUF ANFRAGE

MATERIALE - MATERIAL: ALLUMINIO + ABS - ALUMINIUM + ABS - ALUMINIUM + ABS

MINICENTRALINA PER SISTEMA RIBALTABILE
MINI POWER PACK FOR TIPPER
HYDRAULIK-MINIAGGREGATE FÜR KIPPER

HV-2P5

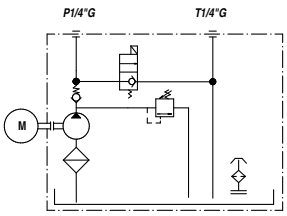

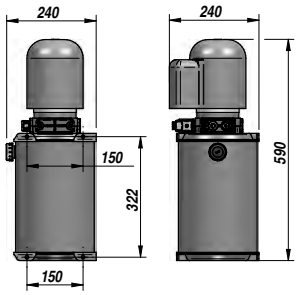

Codice Code Bestell-Nr.	Motore Motor Motor	Pompa Pump Pumpe	Elettrovalvola S.E. Solenoid Valve S.A. Magnetwegeventil E.W.	VMP RF DBV	Serbatoio - Acciaio Tank - Steel Tank - Stahl	kg
HV60EPE10G12P5	1800 W - 12 VDC	2,5 cm³	12 VDC	120 bar	lt 10	16,00

VMP = VALVOLA MASSIMA PRESSIONE - **RF** = RELIEF VALVE - **DBV** = DRUCKBEGRENZUNGSVENTIL

MINICENTRALINA PER SISTEMA SCARRABILE
MINI POWER PACK FOR HOOKLIFT
HYDRAULIK-MINIAGGREGATE FÜR HAKENWECHSELAUFBAU

HV-565

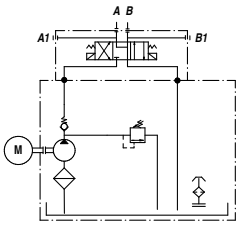

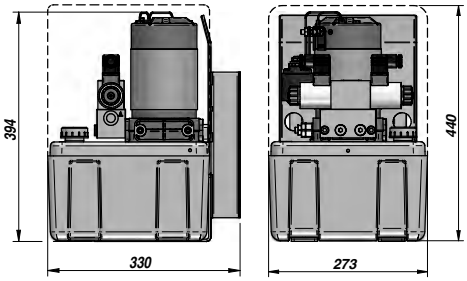

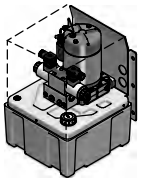

Codice Code Bestell-Nr.	Motore Motor Motor	Pompa Pump Pumpe	Elettrovalvola D.E. Solenoid Valve D.A. Magnetwegeventil D.W.	VMP RF DBV	Serbatoio - Termoplastico Tank - Thermoplastic Tank - Thermoplastisch	kg
HV600000000565	2200 W - 24 VDC	2,5 cm³	Cetop 3 - 24VDC	150 bar	lt 10	21,00

VMP = VALVOLA MASSIMA PRESSIONE - **RF** = RELIEF VALVE - **DBV** = DRUCKBEGRENZUNGSVENTIL

MINICENTRALINA PER SISTEMA ALZACENTINA
MINI POWER PACK FOR ELEVATING ROOF SYSTEM
HYDRAULIK-MINIAGGREGATE FÜR SPRIEGELHEBESYSTEM

HV-39X

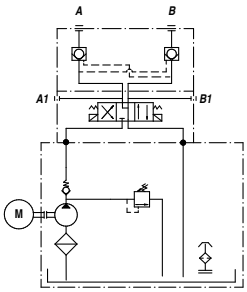

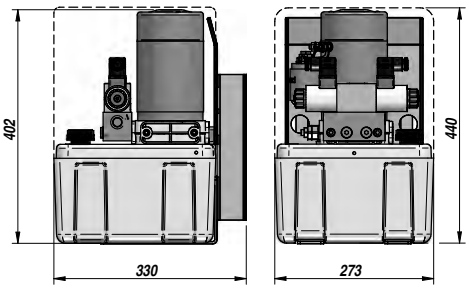

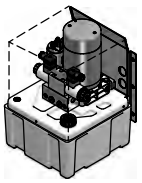

Codice Code Bestell-Nr.	Motore Motor Motor	Pompa Pump Pumpe	Elettrovalvola D.E. Solenoid Valve D.A. Magnetwegeventil D.W.	VMP RF DBV	Serbatoio - Termoplastico Tank - Thermoplastic Tank - Thermoplastisch	kg
HV60000000039X	2000 W - 24 VDC	2,0 cm³	Cetop 3 - 24VDC	150 bar	lt 10	21,00

CON VALVOLA DI BLOCCO PILOTATA D.E. - WITH D.A. PILOT OPERATED CHECK VALVE - MIT D.W. VORGESTEUERTEM SPERRVENTIL

VMP = VALVOLA MASSIMA PRESSIONE - **RF** = RELIEF VALVE - **DBV** = DRUCKBEGRENZUNGSVENTIL

PC-1

POMPA AD INGRANAGGI
GEAR PUMP
ZAHNRADPUMPE

GR. 1

STANDARD EUROPEA BASE ø25,4
STANDARD EUROPEAN ø25,4 FLANGE
EUROPÄISCHER STANDARD - FLANSCH ø25,4

ALBERO CONICO 1:8
1:8 TAPER SHAFT
KEGELWELLE 1:8

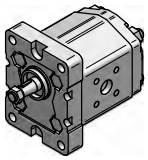

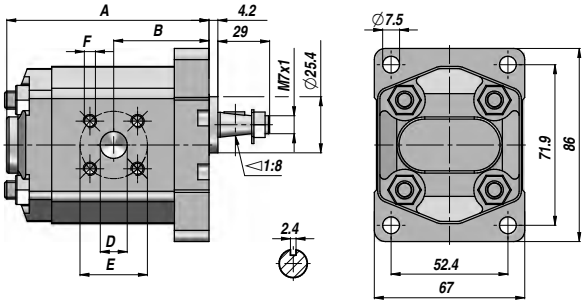

Codice Code Bestell-Nr.	Tipo Type Typ	cm³/giro cm³/rev cm³/U	P MAX bar		giri/min rpm - U/Min.		A	B	IN D x E x F	OUT D x E x F	kg
			P1	P3	MAX	MIN					
PC*111ECC1A	PC*111	1,10	200	250	6000	700	75	33	ø12x30xM6	ø12x30xM6	0,87
PC*113ECC1A	PC*113	1,30	200	250	6000	700	76	34	ø12x30xM6	ø12x30xM6	0,89
PC*116ECC1A	PC*116	1,60	200	250	6000	700	78	35	ø12x30xM6	ø12x30xM6	0,90
PC*121ECC1A	PC*121	2,10	200	250	6000	700	79	36	ø12x30xM6	ø12x30xM6	0,92
PC*127ECC1A	PC*127	2,70	200	250	6000	700	81	37	ø12x30xM6	ø12x30xM6	0,95
PC*132ECC1A	PC*132	3,20	200	230	5000	700	83	38	ø12x30xM6	ø12x30xM6	0,97
PC*137ECC1A	PC*137	3,70	200	230	4500	700	85	39	ø12x30xM6	ø12x30xM6	1,00
PC*142ECC1A	PC*142	4,20	200	230	4000	700	87	40	ø12x30xM6	ø12x30xM6	1,02
PC*148ECC1A	PC*148	4,80	160	200	3500	700	89	41	ø12x30xM6	ø12x30xM6	1,05
PC*158ECC1A	PC*158	5,80	160	200	2900	700	93	43	ø12x30xM6	ø12x30xM6	1,10
PC*179ECC1A	PC*179	8,00	160	180	2100	700	101	47	ø12x30xM6	ø12x30xM6	1,20

* S = ROTAZIONE SINISTRA - ANTICLOCKWISE - LINKSDREHUNG
* D = ROTAZIONE DESTRA - CLOCKWISE - RECHTSDREHUNG

P1 = PRESSIONE MAX. DI ESERCIZIO - MAX. WORKING PRESSURE - MAX BETRIEBSDRUCK
P3 = PRESSIONE MAX. DI PICCO - MAX. PEAK PRESSURE - HÖCHSTDRUCK

PC-2

POMPA AD INGRANAGGI
GEAR PUMP
ZAHNRADPUMPE

GR. 2

STANDARD EUROPEA BASE ø36,5
STANDARD EUROPEAN ø36,5 FLANGE
EUROPÄISCHER STANDARD - FLANSCH ø36,5

ALBERO CONICO 1:8
1:8 TAPER SHAFT
KEGELWELLE 1:8



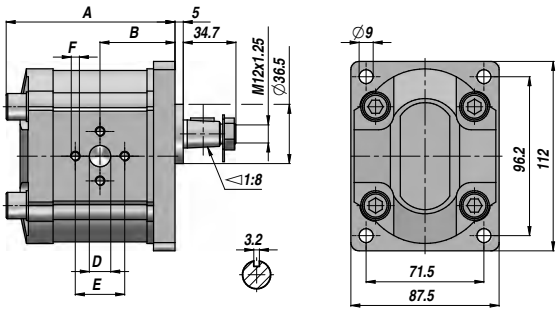

Codice Code Bestell-Nr.	Tipo Type Typ	cm³/giro cm³/rev cm³/U	P MAX bar		giri/min rpm - U/Min.		A	B	IN D x E x F	OUT D x E x F	kg
			P1	P3	MAX	MIN					
PC*206EAA1G	PC*206	6,00	200	250	3000	700	100	47	ø13x30xM6	ø13x30xM6	3,41
PC*208EAA1G	PC*208	8,00	200	250	3000	700	104	49	ø13x30xM6	ø13x30xM6	3,51
PC*210EAA1G	PC*210	10,00	200	250	3000	700	106	50	ø20x40xM8	ø13x30xM6	3,57
PC*212EAA1G	PC*212	12,00	200	230	3000	700	110	52	ø20x40xM8	ø13x30xM6	3,71
PC*214EAA1G	PC*214	14,00	200	230	3000	700	112	53	ø20x40xM8	ø13x30xM6	3,74
PC*216EAA1G	PC*216	16,00	200	230	3000	700	116	55	ø20x40xM8	ø13x30xM6	3,86
PC*220EAA1G	PC*220	20,00	190	230	3000	700	122	58	ø20x40xM8	ø13x30xM6	4,03
PC*225EAA1G	PC*225	25,00	160	200	2500	700	130	62	ø20x40xM8	ø13x30xM6	4,26
PC*230EAA1G	PC*230	30,00	140	180	2500	700	138	66	ø22x40xM8	ø20x40xM8	4,80

* S = ROTAZIONE SINISTRA - ANTICLOCKWISE - LINKSDREHUNG
* D = ROTAZIONE DESTRA - CLOCKWISE - RECHTSDREHUNG

P1 = PRESSIONE MAX. DI ESERCIZIO - MAX. WORKING PRESSURE - MAX BETRIEBSDRUCK
P3 = PRESSIONE MAX. DI PICCO - MAX. PEAK PRESSURE - HÖCHSTDRUCK

A RICHIESTA:
CORPO FILETTATO "BSP"

ON REQUEST:
"BSP" THREADED HOUSING

AUF ANFRAGE:
GEHÄUSE MIT GEWINDE "BSP"

CONTARINI®

POMPA AD INGRANAGGI
GEAR PUMP
ZAHNRADPUMPE

GR. 3

STANDARD EUROPEA BASE ø50,8
STANDARD EUROPEAN ø50,8 FLANGE
EUROPÄISCHER STANDARD - FLANSCH ø50,8

ALBERO CONICO 1:8
1:8 TAPER SHAFT
KEGELWELLE 1:8

PC-3

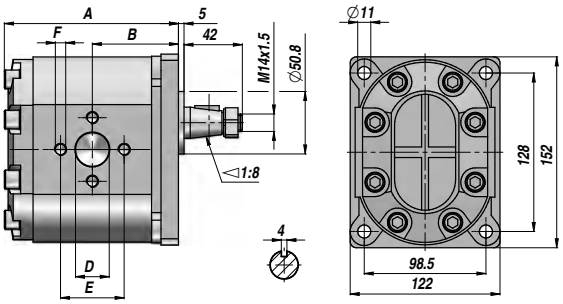

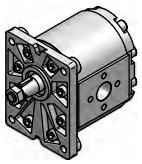

Codice Code Bestell-Nr.	Tipo Type Typ	cm³/giro cm³/rev cm³/U	P MAX bar		giri/min rpm - U/Min.		A	B	IN D x E x F	OUT D x E x F	kg
			P1	P3	MAX	MIN					
PC*322EAA1G	PC*322	22,00	200	250	3000	600	129	64	ø20x40xM8	ø20x40xM8	8,10
PC*326EAA1G	PC*326	26,00	200	250	3000	600	132	66	ø22x40xM8	ø20x40xM8	8,30
PC*333EAA1G	PC*333	34,00	200	250	3000	500	137	68	ø27x51xM10	ø27x51xM10	8,60
PC*339EAA1G	PC*339	39,00	200	250	3000	500	141	70	ø27x51xM10	ø27x51xM10	8,80
PC*342EAA1G	PC*342	43,00	200	250	2800	500	144	71	ø27x51xM10	ø27x51xM10	9,00
PC*350EAA1G	PC*350	51,00	200	250	2800	500	150	74	ø27x56xM10	ø27x51xM10	9,20
PC*360EAA1G	PC*360	60,00	180	230	2800	400	156	77	ø33x62xM10	ø27x51xM10	9,60
PC*371EAA1G	PC*371	70,00	175	200	2500	400	163	81	ø33x62xM10	ø27x51xM10	9,90

* S = ROTAZIONE SINISTRA - ANTICLOCKWISE - LINKSDREHUNG
* D = ROTAZIONE DESTRA - CLOCKWISE - RECHTSDREHUNG

P1 = PRESSIONE MAX. DI ESERCIZIO - MAX. WORKING PRESSURE - MAX BETRIEBSDRUCK
P3 = PRESSIONE MAX. DI PICCO - MAX. PEAK PRESSURE - HÖCHSTDRUCK

FLANGETTA 90° PER POMPA INGRANAGGI
90° ELBOW CONNECTOR FOR GEAR PUMP
90° WINKELSTUTZEN FÜR ZAHNRADPUMPE

AFRG

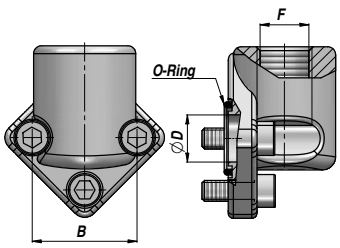

Codice Code Bestell-Nr.	F BSP	B	ØD	O-Ring	kg
AFRG026060	3/8"	26	11,5	015	0,14
AFRG026080	1/2"	26	11,5	015	0,13
AFRG030060	3/8"	30	12	809	0,15
AFRG030080	1/2"	30	12	809	0,14
AFRG040080	1/2"	40	19	814	0,32
AFRG040120	3/4"	40	19	814	0,28
AFRG040121	3/4"	40	23,5	022	0,28
AFRG051120	3/4"	51	24	217	0,60
AFRG051160	1"	51	24	217	0,51
AFRG056160	1"	56	24	217	0,52
AFRG062200	1"1/4	62	33,5	222	1,03
AFRG072240	1"1/2	72	40	830	1,07

MATERIALE - MATERIAL: ACCIAIO - STEEL - STAHL

FLANGETTA 90° PER POMPA INGRANAGGI
90° ELBOW CONNECTOR FOR GEAR PUMP
90° WINKELSTUTZEN FÜR ZAHNRADPUMPE

AFR-B

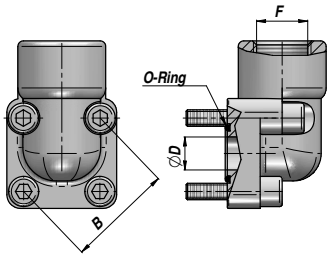

TIPO BOSCH
BOSCH TYPE
BOSCH TYP

Codice Code Bestell-Nr.	F BSP	B	ØD	O-Ring	kg
AFRB030060 *	3/8"	30	12	809	0,10
AFRB030080 *	1/2"	30	12	809	0,09
AFRB035060 *	3/8"	35	12	116	0,11
AFRB035080 *	1/2"	35	12	116	0,11
AFRB040080 *	1/2"	40	19	814	0,18
AFRB040120 *	3/4"	40	19	814	0,17
AFRGB35060	3/8"	35	12	116	0,29
AFRGB35080	1/2"	35	12	116	0,27
AFRGB40080	1/2"	40	19	813	0,36
AFRGB40120	3/4"	40	19	813	0,35

MATERIALE - MATERIAL: * ALLUMINIO - ALUMINIUM
ACCIAIO - STEEL - STAHL

XV1P

POMPA AD INGRANAGGI
GEAR PUMP
ZAHNRADPUMPE

GR. 1

STANDARD EUROPEA BASE ø25,4
STANDARD EUROPEAN ø25,4 FLANGE
EUROPÄISCHER STANDARD - FLANSCH ø25,4

ALBERO CONICO 1:8
1:8 TAPER SHAFT
KEGELWELLE 1:8



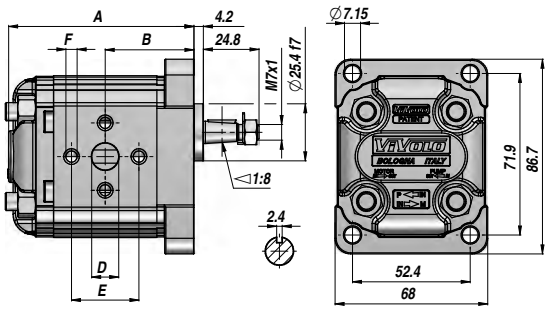

Codice Code Bestell-Nr.	Tipo Type Typ	cm³/giro cm³/rev cm³/U	P MAX bar		giri/min rpm - U/Min.		A	B	IN D x E x F	OUT D x E x F	kg
			P1	P3	MAX	MIN					
1P160*FIIA	XV 1P/ 0,9	0,91	240	280	6000	700	78,1	37,3	ø12x30xM6	ø12x30xM6	0,95
1P170*FIIA	XV 1P/ 1,2	1,17	250	290	6000	700	79,0	37,8	ø12x30xM6	ø12x30xM6	0,97
1P180*FIIA	XV 1P/ 1,7	1,56	250	290	6000	700	80,5	38,5	ø12x30xM6	ø12x30xM6	1,01
1P200*FIIA	XV 1P/ 2,2	2,08	250	290	6000	700	82,5	39,5	ø12x30xM6	ø12x30xM6	1,03
1P210*FIIA	XV 1P/ 2,6	2,60	250	300	6000	700	84,5	40,5	ø12x30xM6	ø12x30xM6	1,06
1P230*FIIA	XV 1P/ 3,2	3,12	250	300	6000	700	86,5	41,5	ø12x30xM6	ø12x30xM6	1,09
1P250*FIIA	XV 1P/ 3,8	3,64	250	300	6000	700	88,5	42,5	ø12x30xM6	ø12x30xM6	1,12
1P270*FIIA	XV 1P/ 4,3	4,16	250	300	6000	700	90,5	43,5	ø12x30xM6	ø12x30xM6	1,17
1P290*FIIA	XV 1P/ 4,9	4,94	250	300	6000	700	93,5	45,0	ø12x30xM6	ø12x30xM6	1,20
1P310*FIIA	XV 1P/ 5,9	5,85	250	300	5000	700	97,0	46,8	ø12x30xM6	ø12x30xM6	1,26
1P320*FIIA	XV 1P/ 6,5	6,50	250	300	5000	700	98,5	48,0	ø12x30xM6	ø12x30xM6	1,30
1P340*FIIA	XV 1P/ 7,8	7,54	220	260	5000	700	103,5	50,0	ø12x30xM6	ø12x30xM6	1,36
1P360*FIIA	XV 1P/ 9,8	9,88	190	230	4000	700	112,5	54,5	ø12x30xM6	ø12x30xM6	1,50

* 1 = ROTAZIONE SINISTRA - ANTICLOCKWISE - LINKSDREHUNG
* 2 = ROTAZIONE DESTRA - CLOCKWISE - RECHTSDREHUNG

P1 = PRESSIONE MAX. DI ESERCIZIO - MAX. WORKING PRESSURE - MAX BETRIEBSDRUCK
P3 = PRESSIONE MAX. DI PICCO - MAX. PEAK PRESSURE - HÖCHSTDRUCK

XV2P

POMPA AD INGRANAGGI
GEAR PUMP
ZAHNRADPUMPE

GR. 2

STANDARD EUROPEA BASE ø36,5
STANDARD EUROPEAN ø36,5 FLANGE
EUROPÄISCHER STANDARD - FLANSCH ø36,5

ALBERO CONICO 1:8
1:8 TAPER SHAFT
KEGELWELLE 1:8



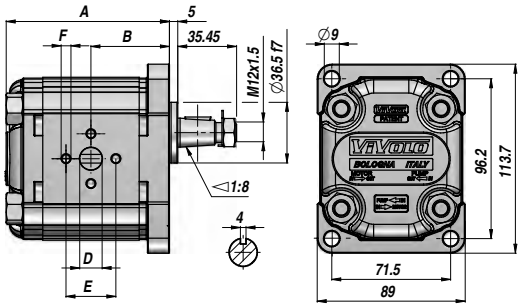

Codice Code Bestell-Nr.	Tipo Type Typ	cm³/giro cm³/rev cm³/U	P MAX bar		giri/min rpm - U/Min.		A	B	IN D x E x F	OUT D x E x F	kg
			P1	P3	MAX	MIN					
2P410*EOOA	XV 2P/ 4	4,20	260	300	3500	700	87,2	41,7	ø13,5x30xM6	ø13,5x30xM6	2,20
2P430*EOOA	XV 2P/ 6	6,00	260	300	3500	700	90,2	43,2	ø13,5x30xM6	ø13,5x30xM6	2,30
2P450*EOOA	XV 2P/ 9	8,40	260	300	3500	700	94,2	45,2	ø13,5x30xM6	ø13,5x30xM6	2,40
2P470*EOOA	XV 2P/ 11	10,80	260	300	3500	700	98,2	47,2	ø13,5x30xM6	ø13,5x30xM6	2,50
2P490*EPOA	XV 2P/ 14	14,40	250	290	3500	700	104,2	50,2	ø20,0x40xM8	ø13,5x30xM6	2,70
2P510*EPOA	XV 2P/ 17	16,80	230	270	3500	700	108,2	52,2	ø20,0x40xM8	ø13,5x30xM6	2,80
2P530*EPOA	XV 2P/ 19	19,20	210	250	3000	700	112,2	54,2	ø20,0x40xM8	ø13,5x30xM6	2,90
2P550*EPOA	XV 2P/ 22	22,80	200	240	3000	700	118,2	57,2	ø20,0x40xM8	ø13,5x30xM6	3,05
2P570*EQPA	XV 2P/ 26	26,20	170	210	3000	700	122,2	59,2	ø23,5x40xM8	ø20,0x40xM8	3,15
2P590*EQPA	XV 2P/ 30	30,00	160	200	2500	700	130,2	63,2	ø23,5x40xM8	ø20,0x40xM8	3,40
2P610*EQPA	XV 2P/ 34	34,20	150	190	2500	700	137,2	66,7	ø23,5x40xM8	ø20,0x40xM8	3,60
2P630*EQPA	XV 2P/ 40	39,60	140	180	2000	700	146,2	71,2	ø23,5x40xM8	ø20,0x40xM8	3,80

* 1 = ROTAZIONE SINISTRA - ANTICLOCKWISE - LINKSDREHUNG
* 2 = ROTAZIONE DESTRA - CLOCKWISE - RECHTSDREHUNG

P1 = PRESSIONE MAX. DI ESERCIZIO - MAX. WORKING PRESSURE - MAX BETRIEBSDRUCK
P3 = PRESSIONE MAX. DI PICCO - MAX. PEAK PRESSURE - HÖCHSTDRUCK

POMPA AD INGRANAGGI
GEAR PUMP
ZAHNRADPUMPE

GR. 3

STANDARD EUROPEA BASE ø50,8
STANDARD EUROPEAN ø50,8 FLANGE
EUROPÄISCHER STANDARD - FLANSCH ø50,8

ALBERO CONICO 1:8
1:8 TAPER SHAFT
KEGELWELLE 1:8

XV3P

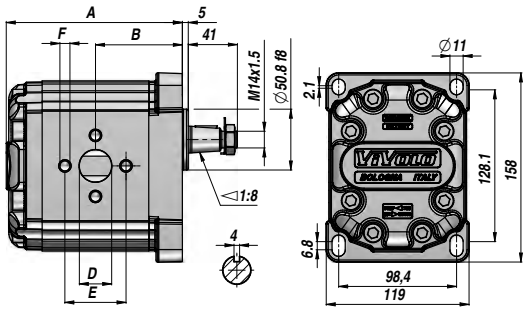



Codice Code Bestell-Nr.	Tipo Type Typ	cm³/giro cm³/rev cm³/U	P MAX bar		giri/min rpm - U/Min.		A	B	IN D x E x F	OUT D x E x F	kg
			P1	P3	MAX	MIN					
3P660*AAAA	XV-3P/15	14,89	300	320	3000	700	124	61,0	ø20x40xM8	ø20x40xM8	7,01
3P680*AAAA	XV-3P/18	17,37	300	320	3000	700	126	62,0	ø20x40xM8	ø20x40xM8	7,07
3P700*AAAA	XV-3P/21	21,10	280	300	3000	700	129	63,5	ø20x40xM8	ø20x40xM8	7,15
3P720*AAAA	XV-3P/27	26,97	250	270	3000	700	133	65,5	ø20x40xM8	ø20x40xM8	7,25
3P740*ABBA	XV-3P/32	32,27	250	270	3000	700	138	68,0	ø27x51xM10	ø27x51xM10	7,39
3P780*ABBA	XV-3P/38	38,47	250	270	2800	700	143	70,5	ø27x51xM10	ø27x51xM10	7,52
3P790*ABBA	XV-3P/43	43,44	250	270	2800	700	147	72,5	ø27x51xM10	ø27x51xM10	7,63
3P800*ABBA	XV-3P/47	47,16	230	250	2800	700	150	74,0	ø27x51xM10	ø27x51xM10	7,71
3P810*ABBA	XV-3P/51	50,88	230	250	2800	700	153	75,5	ø27x51xM10	ø27x51xM10	7,79
3P820*ABBA	XV-3P/54	54,60	230	250	2300	700	156	77,0	ø27x51xM10	ø27x51xM10	7,87
3P830*ACCA	XV-3P/61	60,81	230	250	2300	700	161	79,5	ø36x62xM10	ø36x62xM10	8,01
3P850*ACCA	XV-3P/64	64,53	210	230	2300	700	164	81,0	ø36x62xM10	ø36x62xM10	8,09
3P860*ACCA	XV-3P/70	70,74	200	220	2300	700	169	83,5	ø36x62xM10	ø36x62xM10	8,22
3P870*ACCA	XV-3P/74	74,46	180	200	2300	700	172	85,0	ø36x62xM10	ø36x62xM10	8,30
3P890*ACCA	XV-3P/90	86,87	150	170	2300	700	182	90,0	ø35x62xM10	ø35x62xM10	8,57

* 1 = ROTAZIONE SINISTRA - ANTICLOCKWISE - LINKSDREHUNG
* 2 = ROTAZIONE DESTRA - CLOCKWISE - RECHTSDREHUNG

P1 = PRESSIONE MAX. DI ESERCIZIO - MAX. WORKING PRESSURE - MAX BETRIEBSDRUCK
P3 = PRESSIONE MAX. DI PICCO - MAX. PEAK PRESSURE - HÖCHSTDRUCK

A RICHIESTA:
CORPO FILETTATO "BSP"
POMPE UNIFICAZIONE TEDESCA
POMPE TIPO "SAE"
POMPE PER MINICENTRALINE (GR.1)

ON REQUEST:
"BSP" THREADED HOUSING
GERMAN STANDARDIZED PUMPS
"SAE" TYPE PUMPS
PUMPS FOR MINI POWER PACK (GR.1)

AUF ANFRAGE:
GEHÄUSE MIT GEWINDE "BSP"
DEUTSCHE STANDARDPUMPEN
PUMPEN TYP "SAE"
PUMPEN FÜR MINIAGGREGATE (GR.1)

RV1D

DIVISORE DI FLUSSO TIPO STANDARD
GEAR FLOW DIVIDER STANDARD TYPE
ZAHNRADMENGENTEILER STANDARDTYP

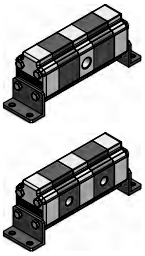

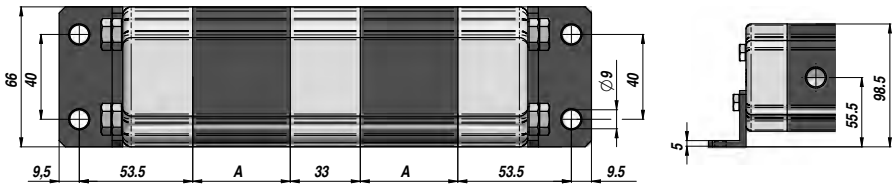

RV1S

DIVISORE DI FLUSSO CON VALVOLA RIFASATRICE SINGOLA
GEAR FLOW DIVIDER WITH SINGLE RELIEF VALVE
ZAHNRADMENGENTEILER MIT EINZELNEM PHASENAUSGLEICHSVENTIL

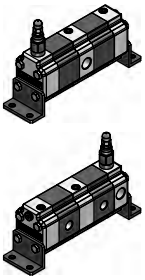

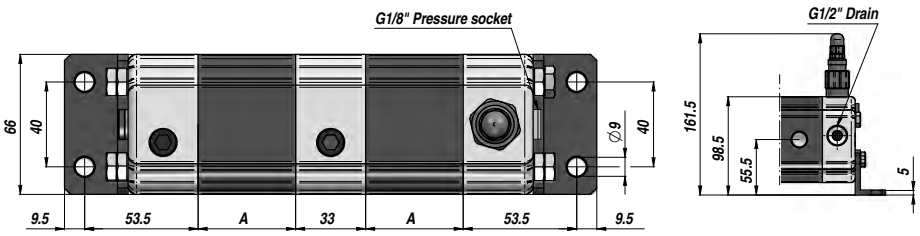

RV1V

DIVISORE DI FLUSSO CON VALVOLA RIFASATRICE IN OGNI ELEMENTO
GEAR FLOW DIVIDER WITH RELIEF VALVE ON EACH ELEMENT
ZAHNRADMENGENTEILER MIT PHASENAUSGLEICHSVENTIL IN JEDEM ELEMENT

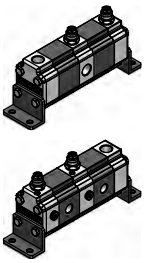

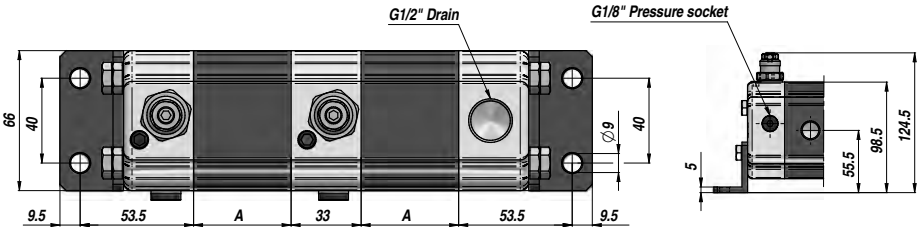

Tipo Type Typ	cm³/giro cm³/rev cm³/U	Q l/min for element			P MAX bar	A	IN BSP	OUT BSP	kg
		Min.	Optimal	Max.					
RV 1 - (D-S-V) 0,9	0,90	1	2	6	220	41,5	1/2"	3/8"	~1,05
RV 1 - (D-S-V) 1,2	1,20	1,5	3	7	220	42,5	1/2"	3/8"	~1,07
RV 1 - (D-S-V) 1,7	1,70	2	4	9	220	44	1/2"	3/8"	~1,11
RV 1 - (D-S-V) 2,2	2,20	2,5	5	13	220	46	1/2"	3/8"	~1,14
RV 1 - (D-S-V) 2,6	2,60	3	6	15,5	220	48	1/2"	3/8"	~1,16
RV 1 - (D-S-V) 3,2	3,20	3,5	7,5	18	220	50	1/2"	3/8"	~1,19
RV 1 - (D-S-V) 3,8	3,80	4	8,5	21	220	52	1/2"	3/8"	~1,22
RV 1 - (D-S-V) 4,3	4,30	4,5	9,5	23	220	54	1/2"	3/8"	~1,27
RV 1 - (D-S-V) 4,9	4,90	5,5	11	27	220	57	1/2"	3/8"	~1,32
RV 1 - (D-S-V) 5,9	5,90	6,5	13	30	220	60,5	1/2"	3/8"	~1,36
RV 1 - (D-S-V) 6,5	6,50	7,5	14	32	220	63	1/2"	3/8"	~1,40
RV 1 - (D-S-V) 7,8	7,80	8,5	16	35,5	210	67	1/2"	3/8"	~1,46
RV 1 - (D-S-V) 9,8	9,80	11	20	41	200	76	1/2"	3/8"	~1,60

I dati della tabella sono riferiti ad un singolo elemento.
The data of the table refer to a single element.
Die Angaben in der Tabelle beziehen sich auf ein einzelnes Element.

DIVISORE DI FLUSSO TIPO STANDARD
GEAR FLOW DIVIDER STANDARD TYPE
ZAHNRADMENGENTEILER STANDARDTYP

RV2D

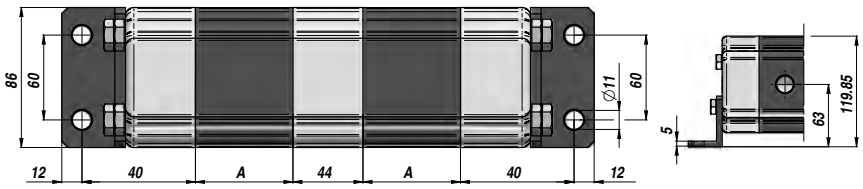

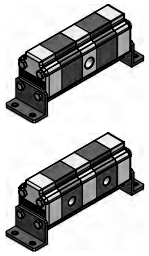

DIVISORE DI FLUSSO CON VALVOLA RIFASATRICE IN OGNI ELEMENTO
GEAR FLOW DIVIDER WITH RELIEF VALVE ON EACH ELEMENT
ZAHNRADMENGENTEILER MIT PHASENAUSGLEICHSVENTIL IN JEDEM ELEMENT

RV2V

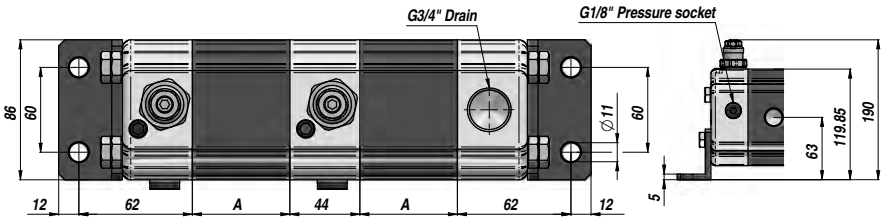

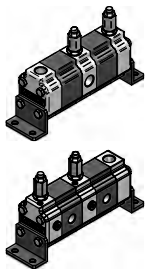

Tipo Type Typ	cm³/giro cm³/rev cm³/U	Q l/min for element			P MAX bar	A	IN BSP	OUT BSP	kg
		Min.	Optimal	Max.					
RV 2 - (D-V) 4	4,0	4,8	7,6	10	210	47	3/4"	1/2"	~2,20
RV 2 - (D-V) 6	6,0	7,2	10,8	15	210	50	3/4"	1/2"	~2,30
RV 2 - (D-V) 9	9,0	10,8	15,1	22,5	210	54	3/4"	1/2"	~2,40
RV 2 - (D-V) 11	11,0	13,2	19,4	27,5	210	58	3/4"	1/2"	~2,50
RV 2 - (D-V) 14	14,0	16,8	25,9	35	200	64	3/4"	1/2"	~2,70
RV 2 - (D-V) 17	17,0	20,4	30,2	42,5	200	68	3/4"	1/2"	~2,80
RV 2 - (D-V) 19	19,0	22,8	34,6	47,5	190	72	3/4"	1/2"	~2,90
RV 2 - (D-V) 22	22,0	26,4	41,0	55	180	78	3/4"	1/2"	~3,05
RV 2 - (D-V) 26	26,0	31,2	45,4	65	160	82	1"	3/4"	~3,15
RV 2 - (D-V) 30	30,0	36,0	54,0	75	160	90	1"	3/4"	~3,40
RV 2 - (D-V) 34	34,0	40,8	61,6	85	140	97	1"	3/4"	~3,60
RV 2 - (D-V) 40	40,0	48,0	71,3	100	130	106	1"	3/4"	~3,80

I dati della tabella sono riferiti ad un singolo elemento.
The data of the table refer to a single element.
Die Angaben in der Tabelle beziehen sich auf ein einzelnes Element.

VMDC 20

VALVOLA LIMITATRICE DI PRESSIONE
RELIEF VALVE
DRUCKBEGRENZUNGSVENTIL

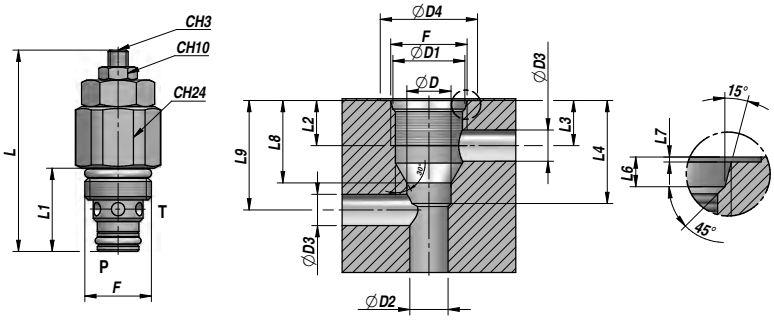

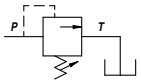

Codice Code Bestell-Nr.	F	Q MAX l/min	P MAX bar	Tipo Type Typ	L	L1	ØD (H7)	ØD4	ØD3 max	L2	L8	L9	L3	L4	ØD2 max	ØD1	L6	L7	kg
VCS001.020B10	3/4-16UNF	20	400	VMDC 20-B1	63	25,5	12,7	28	9	13	19	31,5	13	29	11	20,7	2,5	0,5	0,05

MOLLA - SPRING - FEDER: A = 5:100 bar - **B = 10:200 bar (Standard)** - C = 30:350 bar

REGOLAZIONE SETTING EINSTELLUNG	1 = Vite - Screw - Schraube (Standard) 2 = Volantino - Knob - Handrad 3 = Vite+cappellotto - Screw+protection cup - Schraube+Schutzkappe	1 2 3
CARTUCCIA CARTRIDGE PATRONE	MATERIALE - MATERIAL: ACCIAIO - STEEL - STAHL	

VMDC 35

VALVOLA LIMITATRICE DI PRESSIONE
RELIEF VALVE
DRUCKBEGRENZUNGSVENTIL

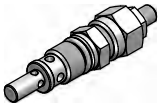

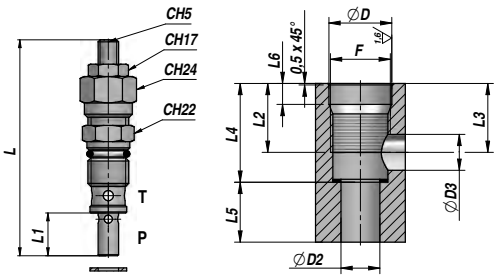

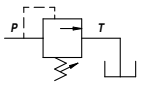

Codice Code Bestell-Nr.	F	Q MAX l/min	P MAX bar	Tipo Type Typ	L max	L1	ØD (H7)	ØD3	L2	L3 max	L4 ±0,1	L5 min	ØD2 max	L6	kg
VCM001.035B10	M20x1,5	35	400	VMDC 35-B1	100	21	21	12	23	23	33	20	13	7	0,16

MOLLA - SPRING - FEDER: A = 5:50 bar - **B = 40:210 bar (Standard)** - C = 100:350 bar

REGOLAZIONE SETTING EINSTELLUNG	1 = Vite - Screw - Schraube (Standard) 2 = Volantino - Knob - Handrad 3 = Vite+cappellotto - Screw+protection cup - Schraube+Schutzkappe	1 2 3
CARTUCCIA CARTRIDGE PATRONE	MATERIALE - MATERIAL: ACCIAIO - STEEL - STAHL	

VALVOLA LIMITATRICE DI PRESSIONE
RELIEF VALVE
DRUCKBEGRENZUNGSVENTIL

VMDC 80

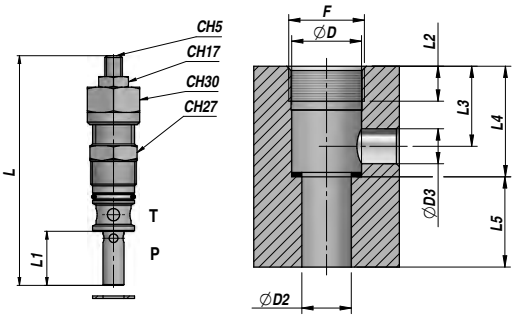

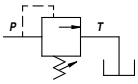

Codice Code Bestell-Nr.	F	Q MAX l/min	P MAX bar	Tipo Type Typ	L max	L1	ØD (H7)	ØD3	L2	L3	L4 ±0,1	L5 min	ØD2	kg
VCM001.080B10	M26x1,5	80	350	VMDC 80-B1	148	31,5	24	12	12	27,5	38	31	17	0,33

MOLLA - SPRING - FEDER: A = 5:50 bar - **B = 20:260 bar (Standard)** - C = 120:350 bar

REGOLAZIONE
SETTING
EINSTELLUNG

1 = Vite - Screw - Schraube (Standard)
2 = Volantino - Knob - Handrad
3 = Vite+cappellotto - Screw+protection cup - Schraube+Schutzkappe

1

2

3

CARTUCCIA
CARTRIDGE
PATRONE

MATERIALE - MATERIAL: ACCIAIO - STEEL - STAHL

VALVOLA LIMITATRICE DI PRESSIONE
RELIEF VALVE
DRUCKBEGRENZUNGSVENTIL

VMD 20

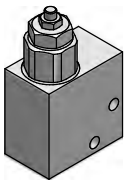

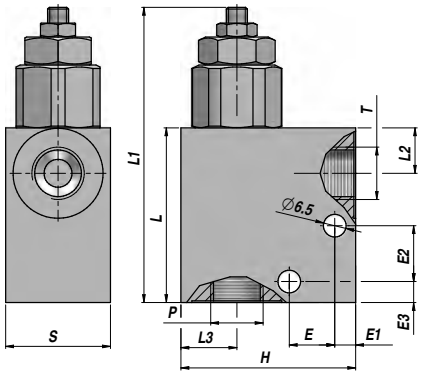

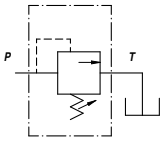

Codice Code Bestell-Nr.	P BSP	T BSP	Q MAX l/min	P MAX bar	Tipo Type Typ	L	L1	L2	L3	E	E1	E2	E3	H	S	kg
VAG002.0210B1	1/4"	1/4"	20	350	VMD A20-010-B1	50	90	13	16	13	6	16	6	50	30	0,27
VAG002.0220B1	3/8"	3/8"	20	350	VMD A20-020-B1	50	90	13	16	13	6	16	6	50	30	0,27

MOLLA - SPRING - FEDER: A = 5:100 bar - **B = 10:200 bar (Standard)** - C = 30:350 bar

REGOLAZIONE
SETTING
EINSTELLUNG

1 = Vite - Screw - Schraube (Standard)
2 = Volantino - Knob - Handrad
3 = Vite+cappellotto - Screw+protection cup - Schraube+Schutzkappe

1

2

3

MONTAGGIO IN LINEA
LINE MOUNTING
REIHENMONTAGE

MATERIALE - MATERIAL: ALLUMINIO - ALUMINIUM

VMD 35

VALVOLA LIMITATRICE DI PRESSIONE
RELIEF VALVE
DRUCKBEGRENZUNGSVENTIL

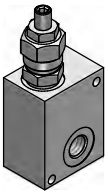

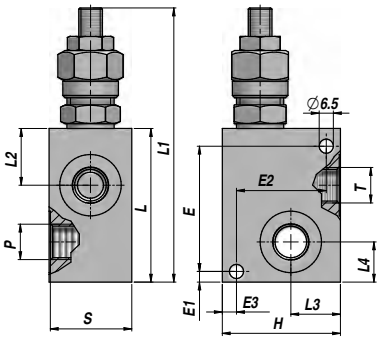

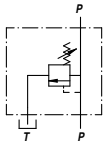

Codice Code Bestell-Nr.	P BSP	T BSP	Q MAX l/min	P MAX bar	Tipo Type Typ	L	L1 max	L2	L3	L4	E	E1	E2	E3	H	S	kg
VAG002.0320B1	3/8"	3/8"	35	350	VMD A35-020-B1	65	129	24	20	17	53	5	34	6	50	35	0,40
VAG002.0330B1	1/2"	1/2"	35	350	VMD A35-030-B1	65	129	24	20	17	53	5	34	6	50	35	0,39

MOLLA - SPRING - FEDER: A = 5:50 bar - **B = 40:210 bar (Standard)** - C = 100:350 bar

REGOLAZIONE
SETTING
EINSTELLUNG

1 = Vite - Screw - Schraube (Standard)
2 = Volantino - Knob - Handrad
3 = Vite+cappellotto - Screw+protection cup - Schraube+Schutzkappe

1

2

3

MONTAGGIO IN LINEA
LINE MOUNTING
REIHENMONTAGE

MATERIALE - MATERIAL: ALLUMINIO - ALUMINIUM

VMD 80

VALVOLA LIMITATRICE DI PRESSIONE
RELIEF VALVE
DRUCKBEGRENZUNGSVENTIL

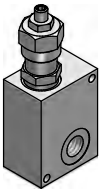

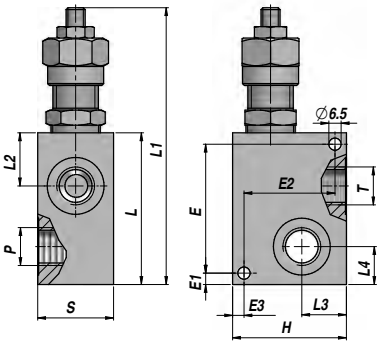

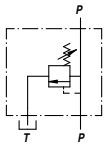

Codice Code Bestell-Nr.	P BSP	T BSP	Q MAX l/min	P MAX bar	Tipo Type Typ	L	L1 max	L2	L3	L4	E	E1	E2	E3	H	S	kg
VAG002.0830B1	1/2"	1/2"	80	260	VMD A80-030-B1	80	157	28	24	20	68	6	48	6	60	40	0,72
VAG002.0840B1	3/4"	3/4"	80	260	VMD A80-040-B1	80	157	28	24	20	68	6	48	6	60	40	0,70

MOLLA - SPRING - FEDER: A = 5:50 bar - **B = 20:260 bar (Standard)** - C = 120:350 bar

REGOLAZIONE
SETTING
EINSTELLUNG

1 = Vite - Screw - Schraube (Standard)
2 = Volantino - Knob - Handrad
3 = Vite+cappellotto - Screw+protection cup - Schraube+Schutzkappe

1

2

3

MONTAGGIO IN LINEA
LINE MOUNTING
REIHENMONTAGE

MATERIALE - MATERIAL: ALLUMINIO - ALUMINIUM

VALVOLA ANTIURTO DOPPIA
DUAL CROSS-OVER RELIEF VALVE
SCHOCKVENTIL DOPPELWIRKEND

VMDI 35

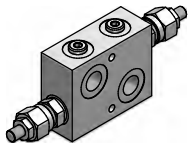

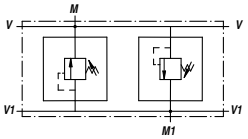

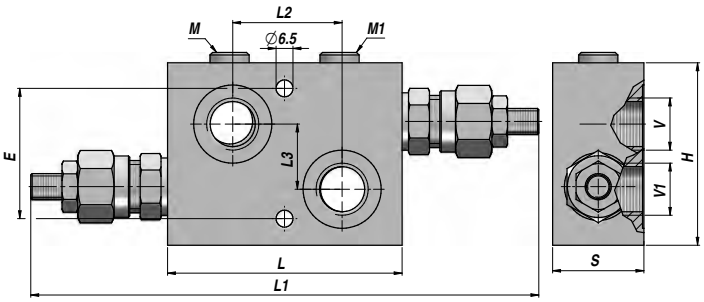

Codice Code Bestell-Nr.	V BSP	V1 BSP	M-M1 BSP	Q MAX l/min	P MAX bar	Tipo Type Typ	L	L1 max	L2	L3	E	H	S	kg
VAG021.0320B1	3/8"	3/8"	1/4"	35	350	VMDI A35-020-B1	90	190	42	25	50	70	35	0,79
VAG021.0330B1	1/2"	1/2"	1/4"	35	350	VMDI A35-030-B1	90	190	42	25	50	70	35	0,79

MOLLA - SPRING - FEDER: A = 5:50 bar - **B = 40:210 bar (Standard)** - C = 100:350 bar

REGOLAZIONE
SETTING
EINSTELLUNG

1 = Vite - Screw - Schraube (Standard)
2 = Volantino - Knob - Handrad
3 = Vite+cappellotto - Screw+protection cup - Schraube+Schutzkappe

1

2

3

MONTAGGIO IN LINEA
LINE MOUNTING
REIHENMONTAGE

MATERIALE - MATERIAL: ALLUMINIO - ALUMINIUM

VALVOLA ANTIURTO DOPPIA
DUAL CROSS-OVER RELIEF VALVE
SCHOCKVENTIL DOPPELWIRKEND

VMDI 80

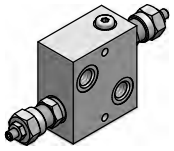

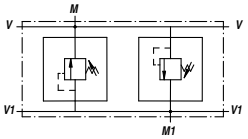

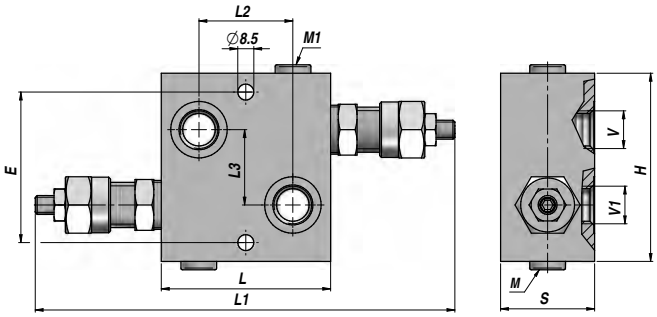

Codice Code Bestell-Nr.	V BSP	V1 BSP	M-M1 BSP	Q MAX l/min	P MAX bar	Tipo Type Typ	L	L1 max	L2	L3	E	H	S	kg
VAG021.0830B1	1/2"	1/2"	1/4"	80	260	VMDI A80-030-B1	90	240	50	40	80	100	50	1,65
VAG021.0840B1	3/4"	3/4"	1/4"	80	260	VMDI A80-040-B1	90	240	50	40	80	100	50	1,60

MOLLA - SPRING - FEDER: A = 5:50 bar - **B = 20:260 bar (Standard)** - C = 120:350 bar

REGOLAZIONE
SETTING
EINSTELLUNG

1 = Vite - Screw - Schraube (Standard)
2 = Volantino - Knob - Handrad
3 = Vite+cappellotto - Screw+protection cup - Schraube+Schutzkappe

1

2

3

MONTAGGIO IN LINEA
LINE MOUNTING
REIHENMONTAGE

MATERIALE - MATERIAL: ALLUMINIO - ALUMINIUM

VBDC 35

VALVOLA ANTIURTO DOPPIA
DUAL CROSS-OVER RELIEF VALVE
SCHOCKVENTIL DOPPELWIRKEND

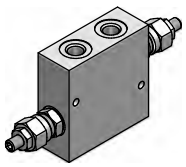

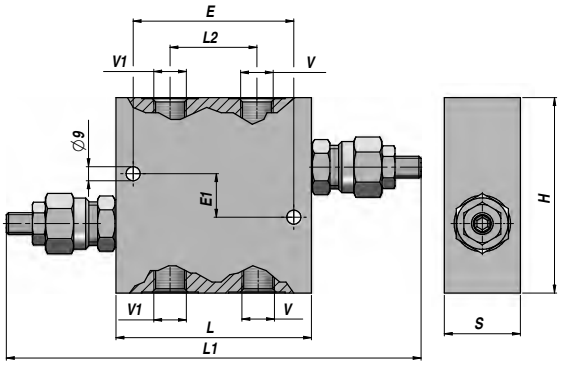

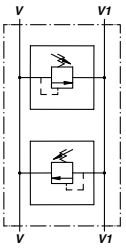

Codice Code Bestell-Nr.	V BSP	V1 BSP	Q MAX l/min	P MAX bar	Tipo Type Typ	L	L1	L2	E	E1	H	S	kg
VAG022.0320B1	3/8"	3/8"	35	350	VBDC A35-020-B1	90	218	40	74	20	90	35	0,80
VAG022.0330B1	1/2"	1/2"	35	350	VBDC A35-030-B1	90	218	40	74	20	90	35	0,80

MOLLA - SPRING - FEDER: A = 5:50 bar - **B = 40:210 bar (Standard)** - C = 100:350 bar

REGOLAZIONE
SETTING
EINSTELLUNG

1 = Vite - Screw - Schraube (Standard)
2 = Volantino - Knob - Handrad
3 = Vite+cappellotto - Screw+protection cup - Schraube+Schutzkappe

1

2

3

MONTAGGIO IN LINEA
LINE MOUNTING
REIHENMONTAGE

MATERIALE - MATERIAL: ALLUMINIO - ALUMINIUM

VMP/L

VALVOLA LIMATATRICE DI PRESSIONE
RELIEF VALVE
DRUCKBEGRENZUNGSVENTIL

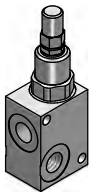

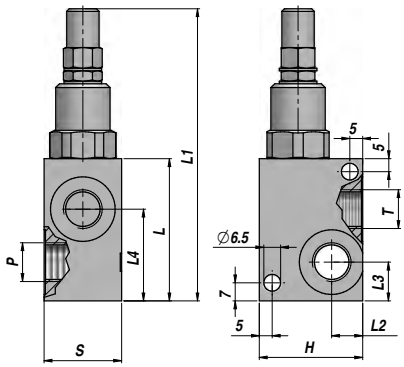

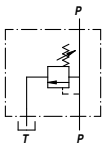

Codice Code Bestell-Nr.	P BSP	T BSP	Q MAX l/min	P MAX bar	Tipo Type Typ	L	L1	L2	L3	L4	H	S	kg
V0120.0003	1/4"	1/4"	30	300	VMP-L 1/4" C	52	114	12	13	34	40	30	0,47
V0120.0004	3/8"	3/8"	40	300	VMP-L 3/8" C	55	117	12	15	35,5	40	30	0,47

MOLLA - SPRING - FEDER: A = 10:50 bar - **C = 10:180 bar (Standard)** - E = 80:300 bar

MONTAGGIO IN LINEA
LINE MOUNTING
REIHENMONTAGE

MATERIALE - MATERIAL: ACCIAIO - STEEL - STAHL

VALVOLA LIMITATRICE DI PRESSIONE
RELIEF VALVE
DRUCKBEGRENZUNGSVENTIL

VMP

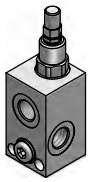

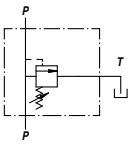

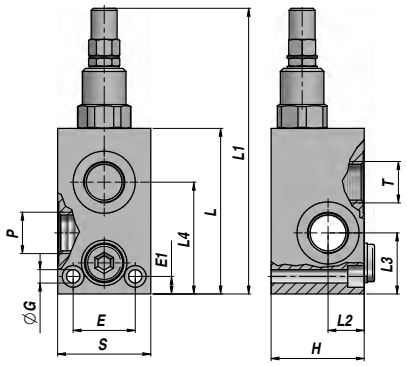

Codice Code Bestell-Nr.	P BSP	T BSP	Q MAX l/min	P MAX bar	Tipo Type Typ	L	L1	L2	L3	L4	ØG	E	E1	H	S	kg
V0120.0006	3/8"	3/8"	45	300	VMP 3/8" C	72	134	15	26	49,5	6,5	26	8,5	40	40	0,82
V0120.0008	1/2"	1/2"	70	300	VMP 1/2" C	77	139	17,5	29,5	54	6,5	30	8,5	45	45	1,06
V0120.0012	3/4"	3/4"	120	300	VMP 3/4" C	92	154	17,5	35	68	8,5	32	10	50	50	1,47

MOLLA - SPRING - FEDER: A = 10:50 bar - B = 20:100 bar - **C = 10:180 bar (Standard)** - D = 50:250 bar - E = 80:300 bar

MONTAGGIO IN LINEA
LINE MOUNTING
REIHENMONTAGE

MATERIALE - MATERIAL: ACCIAIO - STEEL - STAHL

VALVOLA LIMITATRICE DI PRESSIONE (DIFFERENZIALE)
RELIEF VALVE (DIFFERENTIAL TYPE)
DRUCKBEGRENZUNGSVENTIL (TYP DIFFERENTIAL)

VMPP

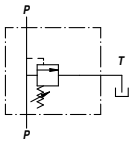

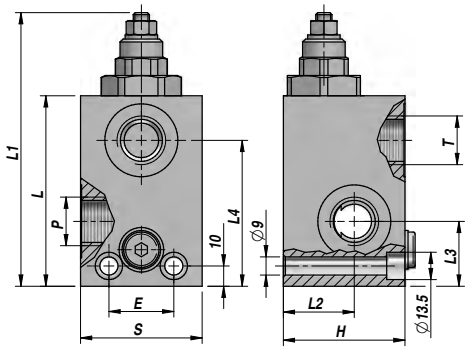

VMPP 3/4´´ P

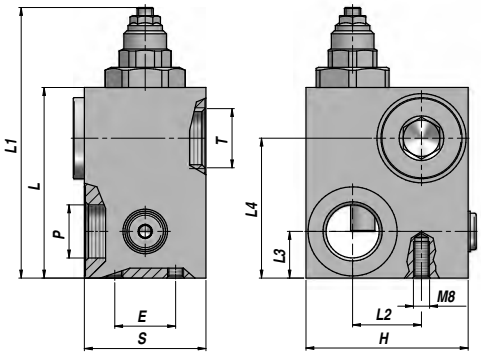

VMPP 1´´ P

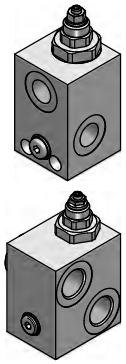

Codice Code Bestell-Nr.	P BSP	T BSP	Q MAX l/min	P MAX bar	Tipo Type Typ	L	L1	L2	L3	L4	E	H	S	kg
V0120.3512	3/4"	3/4"	120	350	VMPP 3/4" P	94	135	35	32	72	32	60	60	2,20
V0120.3516	1"	1"	180	350	VMPP 1" P	94	135	34	23	69	30	80	60	3,00

MOLLA - SPRING - FEDER: N = 20:200 bar - **P = 50:400 bar (Standard)**

MONTAGGIO IN LINEA
LINE MOUNTING
REIHENMONTAGE

MATERIALE - MATERIAL: ACCIAIO - STEEL - STAHL

VAU/DE

VALVOLA ANTIURTO DOPPIA
DUAL CROSS-OVER RELIEF VALVE
SCHOCKVENTIL DOPPELWIRKEND

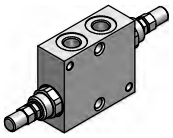

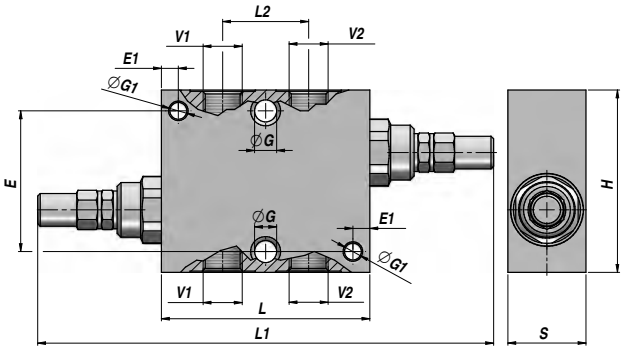

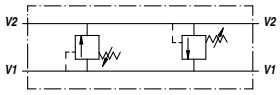

Codice Code Bestell-Nr.	V1 BSP	V2 BSP	Q MAX l/min	P MAX bar	Tipo Type Typ	L	L1	L2	ØG	E	ØG1	E1	H	S	kg
V0590.0438	1/4"	1/4"	30	300	VAU/DE 1/4" C	60	158	26	-	-	6,5	6,5	70	30	0,99
V0590.0440	3/8"	3/8"	45	300	VAU/DE 3/8" C	80	178	33	8,5	54	-	-	70	30	1,21
V0590.0450	1/2"	1/2"	70	300	VAU/DE 1/2" C	80	204	38	8,5	54	-	-	70	30	1,15
V0590.0460	3/4"	3/4"	110	300	VAU/DE 3/4" C	95	219	44	8,5	54	-	-	80	35	1,68

MOLLA - SPRING - FEDER: A = 10:50 bar - B = 20:100 bar - **C = 10:180 bar (Standard)** - D = 50:250 bar - E = 80:300 bar

MONTAGGIO IN LINEA
LINE MOUNTING
REIHENMONTAGE

MATERIALE - MATERIAL: ACCIAIO - STEEL - STAHL

VAU/DE 1"

VALVOLA ANTIURTO DOPPIA (PILOTATA)
DUAL CROSS-OVER RELIEF VALVE (PILOT OPERATED)
SCHOCKVENTIL DOPPELWIRKEND (VORGESTEUERTE BETÄTIGUNG)

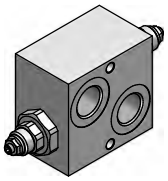

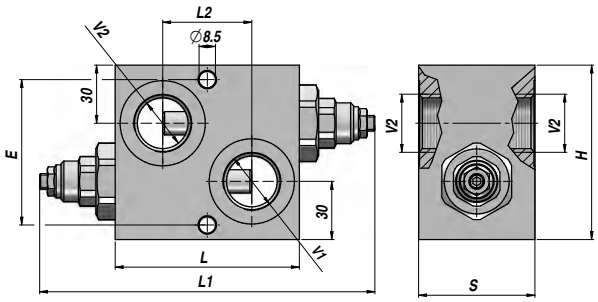

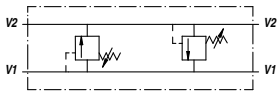

Codice Code Bestell-Nr.	V1 BSP	V2 BSP	Q MAX l/min	P MAX bar	Tipo Type Typ	L	L1	L2	E	H	S	kg
V0590.0470	1"	1"	160	350	VAU/DE 1" Q	95	177	46	75	90	60	3,20

MOLLA - SPRING - FEDER: N = 20:200 bar - **Q = 50:400 bar (Standard)**

MONTAGGIO IN LINEA
LINE MOUNTING
REIHENMONTAGE

MATERIALE - MATERIAL: ACCIAIO - STEEL - STAHL

VALVOLA ANTIURTO PER MOTORI
CROSS LINE RELIEF VALVE FOR MOTORS
SCHOCKVENTIL FÜR MOTOREN

VAU/DE MP-R-S-T

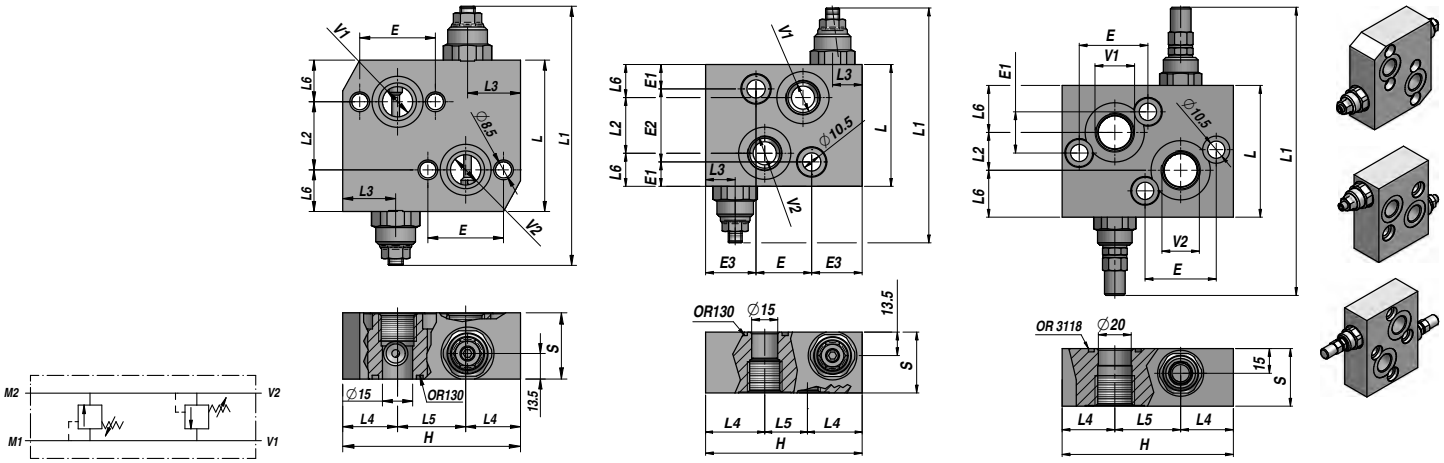

VAU OMP-OMR VAU OMS VAU OMT

Codice Code Bestell-Nr.	V1 BSP	V2 BSP	Q MAX l/min	P MAX bar	Tipo Type Typ	L	L1	L2	L3	L4	L5	L6	E	E1	E2	E3	H	S	kg
V0590.0500	1/2"	1/2"	60	300	VAU/DE 1/2"C (OMP/R)	80	140	36	28	29	-	-	40	22	-	-	94	35	1,75
V0590.0490	1/2"	1/2"	50	300	VAU/DE 1/2"C (OMS)	70	130	32	17	34	22	19	32	14	42	29	90	35	1,33
V0590.0505	3/4"	3/4"	100	300	VAU/DE 3/4"C (OMT)	80	172	23	-	32	40	28,5	43,2	25	-	-	104	35	1,92

MOLLA - SPRING - FEDER: B = 20:100 bar - **C = 10:180 bar (Standard)** - D = 50:250 bar - E = 80:300 bar

A RICHIESTA - ON REQUEST - AUF ANFRAGE: VAU/DE/SF... CON SBLOCCO FRENO - WITH BRAKE RELEASE PORT - MIT BREMSENTSPERREN

FLANGIABILE
FACE MOUNTING
PLATTENANSCHLUSS

MATERIALE - MATERIAL: ACCIAIO - STEEL - STAHL

VALVOLA DI SEQUENZA
SEQUENCE VALVE
DRUCKFOLGEVENTIL

VS2C

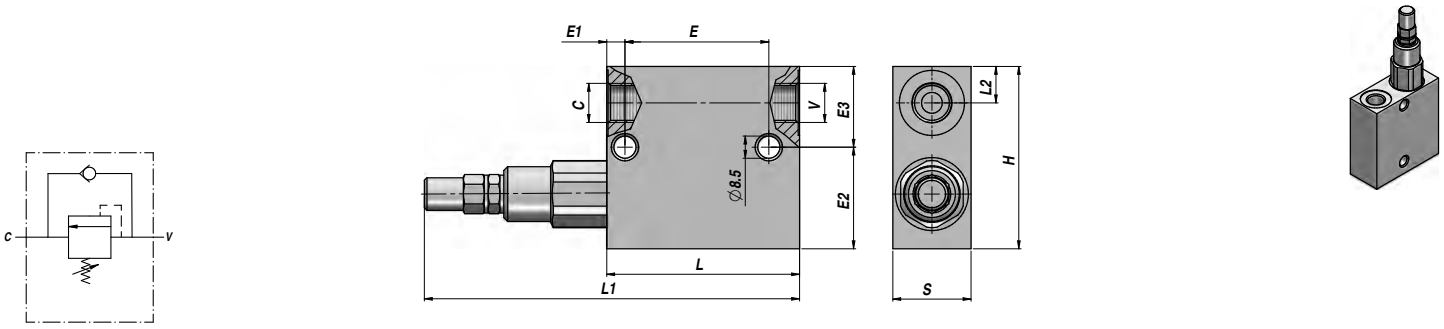

Codice Code Bestell-Nr.	C BSP	V BSP	Q MAX l/min	P MAX bar	Tipo Type Typ	L	L1	L2	E	E1	E2	E3	H	S	kg
V1390.0640	3/8"	3/8"	35	350	VS2C 3/8" C	74	146	14	55	7	39	31	70	30	1,17
V1390.0660	1/2"	1/2"	70	350	VS2C 1/2" C	80	152	15	55	7	37	33	70	30	1,13
V1390.0665	3/4"	3/4"	110	350	VS2C 3/4" C	100	164	20	80	10	50	50	100	40	2,90

MOLLA - SPRING - FEDER **VS2C 3/8" - 1/2"**: A = 10:50 bar - B = 20:100 bar - **C = 10:180 bar (Standard)** - D = 50:250 bar - E = 80:300 bar
MOLLA - SPRING - FEDER **VS2C 3/4"**: C = 20:200 bar - **D = 50:400 bar (Standard)**

MONTAGGIO IN LINEA
LINE MOUNTING
REIHENMONTAGE

MATERIALE - MATERIAL: ACCIAIO - STEEL - STAHL

VSQ-APP

VALVOLA DI SEQUENZA CON ANNULLAMENTO DELLA PRESSIONE PRIMARIA
SEQUENCE VALVE WITH ZERO SETTING ON PRIMARY PRESSURE
DRUCKFOLGEVENTIL MIT NULLSTELLUNG DES PRIMÄRDRUCKS

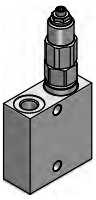

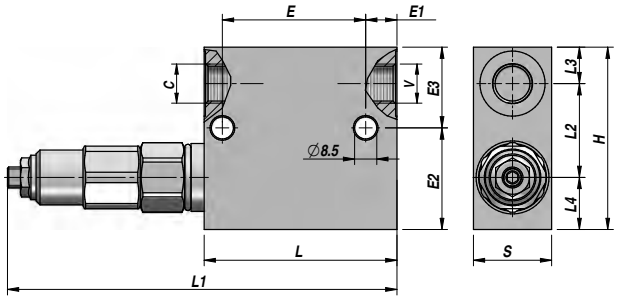

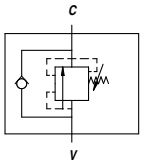

Codice Code Bestell-Nr.	C BSP	V BSP	Q MAX l/min	P MAX bar	Tipo Type Typ	L	L1	L2	L3	L4	E	E1	E2	E3	H	S	kg
V1390.0642	3/8"	3/8"	35	250	VSQAPP 3/8" C	74	149	36	14	20	55	12	39	31	70	30	1,25
V1390.0662	1/2"	1/2"	70	250	VSQAPP 1/2" C	80	155	36	15	19	55	18	37	33	70	30	1,28

MOLLA - SPRING - FEDER: A = 10:50 bar - B = 20:100 bar - **C = 10:180 bar(Standard)** - D = 50:250 bar - E = 80:300 bar

MONTAGGIO IN LINEA
LINE MOUNTING
REIHENMONTAGE

MATERIALE - MATERIAL: ACCIAIO - STEEL - STAHL

VABP

VALVOLA DI ESCLUSIONE ALTA-BASSA PRESSIONE
"HI-LOW" UNLOADING VALVE
ABSCHALTVENTIL

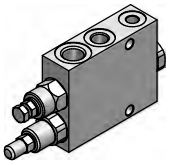

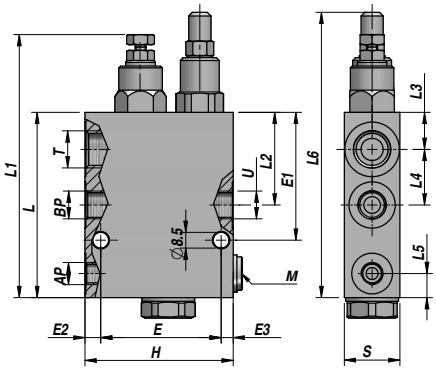

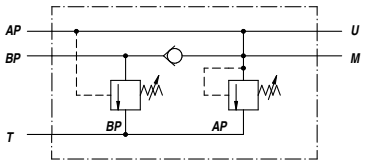

Codice Code Bestell-Nr.	AP BSP	BP-U BSP	T BSP	Q MAX l/min	P MAX bar	Tipo Type Typ	L	L1	L2	L3	L4	L5	L6	E	E1	E2	E3	H	S	kg
V1290.0512	1/4"	3/8"	1/2"	40	350	VABP 3/8"	100	142	50	20	30	13	155	65	69	8,5	6,5	80	30	1,75
V1290.0513	3/8"	1/2"	3/4"	65	350	VABP 1/2"	105	147	54	18	36	15	160	65	73	17	8	90	35	2,33
V1290.0514	1/2"	3/4"	1"	100	350	VABP 3/4"	140	187	52,5	20	42,5	20	212	65	95	27	8	100	40	3,97

MOLLA "BP" - "BP" SPRING - FEDER "BP": **B = 20:80 bar (Standard)**
MOLLA "AP" - "AP" SPRING - FEDER "AP": **D = 50:350 bar (Standard)**

MONTAGGIO IN LINEA
LINE MOUNTING
REIHENMONTAGE

MATERIALE - MATERIAL: ACCIAIO - STEEL - STAHL

VALVOLA DI STROZZAMENTO REGOLABILE (TENUTA A CONO)
ADJUSTABLE THROTTLE-CHECK VALVE (POPPET TYPE)
EINSTELLBARES DROSSELVENTIL (KEGELSPERRUNG)

VRFC

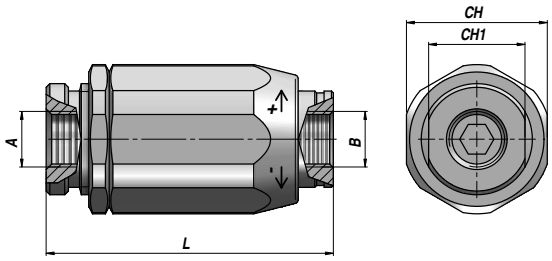

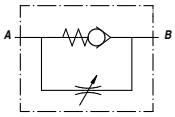

Codice Code Bestell-Nr.	A BSP	B BSP	Q MAX l/min A>B	Q MAX l/min B>A	P MAX bar	Tipo Type Typ	L	CH	CH1	kg
VSG512.100000	1/4"	1/4"	30	30	350	VRFC 010	66	32	22	0,30
VSG512.200000	3/8"	3/8"	40	50	350	VRFC 020	77,5	38	26	0,48
VSG512.300000	1/2"	1/2"	50	80	350	VRFC 030	83	41	30	0,59
VSG512.400000	3/4"	3/4"	80	110	300	VRFC 040	104	55	38	1,34
VSG512.500000	1"	1"	110	160	250	VRFC 050	118,5	65	46	2,15
VSG512.600000	1"1/4	1"1/4	150	210	230	VRFC 060	135	80	55	3,31
VSG512.700000	1"1/2	1"1/2	210	280	230	VRFC 070	149,5	90	62	4,76

MONTAGGIO IN LINEA
LINE MOUNTING
REIHENMONTAGE

MATERIALE - MATERIAL: ACCIAIO - STEEL - STAHL

UNIDIREZIONALE
UNIDIRECTIONAL
EINSEITIG GERICHTET

VALVOLA DI STROZZAMENTO REGOLABILE
ADJUSTABLE THROTTLE VALVE
EINSTELLBARES DROSSELVENTIL

VRB

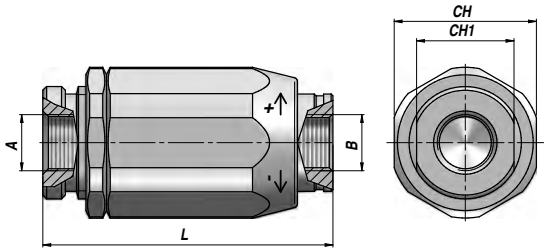

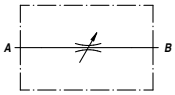

Codice Code Bestell-Nr.	A BSP	B BSP	Q MAX l/min	P MAX bar	Tipo Type Typ	L	CH	CH1	kg
VSG515.100000	1/4"	1/4"	30	350	VRB 010	66	32	22	0,30
VSG515.200000	3/8"	3/8"	45	350	VRB 020	77,5	38	26	0,48
VSG515.300000	1/2"	1/2"	70	350	VRB 030	83	41	30	0,59
VSG515.400000	3/4"	3/4"	100	300	VRB 040	104	55	38	1,34
VSG515.500000	1"	1"	150	250	VRB 050	118,5	60	46	2,15

MONTAGGIO IN LINEA
LINE MOUNTING
REIHENMONTAGE

MATERIALE - MATERIAL: ACCIAIO - STEEL - STAHL

BIDIREZIONALE
BIDIRECTIONAL
BEIDSEITIG GERICHTET

VRFU 90

REGOLATORE DI FLUSSO (TENUTA A CONO)
FLOW CONTROL VALVE (POPPET TYPE)
STROMREGLER (KEGELSPERRUNG)

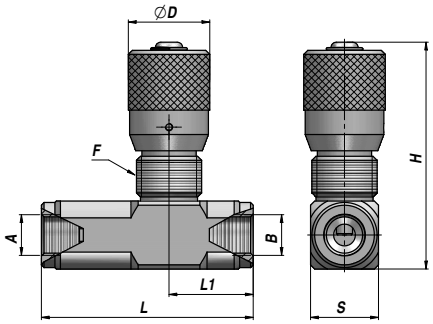

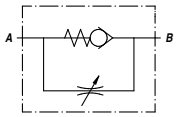

Codice Code Bestell-Nr.	A BSP	B BSP	Q MAX l/min A>B	Q MAX l/min B>A	P MAX bar	Tipo Type Typ	L	L1	ØD	F	H	S	kg
VSG521.100000	1/4"	1/4"	30	35	350	VRFU90 010	75	29	30	M25x1,5	82	25	0,40
VSG521.200000	3/8"	3/8"	40	50	350	VRFU90 020	78	31	30	M25x1,5	82	25	0,41
VSG521.300000	1/2"	1/2"	50	90	350	VRFU90 030	93	33,5	30	M25x1,5	88	30	0,58
VSG521.400000	3/4"	3/4"	80	140	320	VRFU90 040	110	41,5	42	M35x1,5	116	40	1,39
VSG521.500000	1"	1"	110	180	300	VRFU90 050	135	44,5	42	M35x1,5	116	40	1,36

MONTAGGIO IN LINEA
LINE MOUNTING
REIHENMONTAGE

MATERIALE - MATERIAL: ACCIAIO - STEEL - STAHL

UNIDIREZIONALE
UNIDIRECTIONAL
EINSEITIG GERICHTET

VRFB 90

REGOLATORE DI FLUSSO
FLOW CONTROL VALVE
STROMREGLER

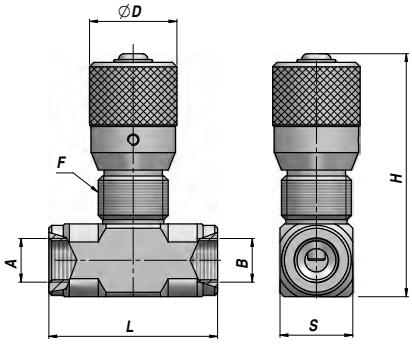

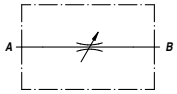

Codice Code Bestell-Nr.	A BSP	B BSP	Q MAX l/min	P MAX bar	Tipo Type Typ	L	ØD	F	H	S	kg
VSG522.100000	1/4"	1/4"	30	350	VRFB90 010	58	30	M25x1,5	82	25	0,34
VSG522.200000	3/8"	3/8"	40	350	VRFB90 020	58	30	M25x1,5	82	25	0,34
VSG522.300000	1/2"	1/2"	50	350	VRFB90 030	64	30	M25x1,5	88	30	0,43
VSG522.400000	3/4"	3/4"	80	320	VRFB90 040	89	42	M35x1,5	116	40	1,13
VSG522.500000	1"	1"	110	300	VRFB90 050	89	42	M35x1,5	116	40	1,00

MONTAGGIO IN LINEA
LINE MOUNTING
REIHENMONTAGE

MATERIALE - MATERIAL: ACCIAIO - STEEL - STAHL

BIDIREZIONALE
BIDIRECTIONAL
BEIDSEITIG GERICHTET

REGOLATORE DI FLUSSO COMPENSATO (TENUTA A CONO)
COMPENSATED FLOW CONTROL VALVE (POPPET TYPE)
STROMREGLER DRUCKKOMPENSIERT (KEGELSPERRUNG)

VRFU 90-C

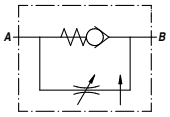

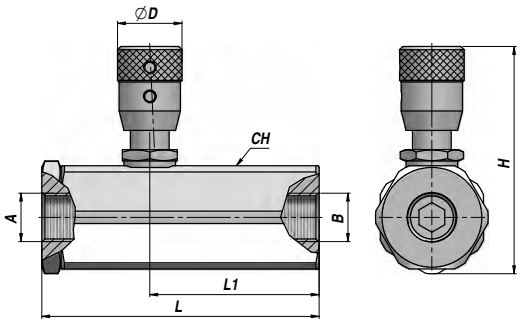

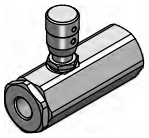

Codice Code Bestell-Nr.	A BSP	B BSP	Q MAX l/min A>B	Q MAX l/min B>A	P MAX bar	Tipo Type Typ	L	L1	ØD	CH	H	kg
VSG523.1C0000	1/4"	1/4"	17	25	300	VRFU90-C 010	87	52,5	20	32	68	0,52
VSG523.2C0000	3/8"	3/8"	17	30	300	VRFU90-C 020	87	52,5	20	32	68	0,50
VSG523.3C0000	1/2"	1/2"	28	45	250	VRFU90-C 030	107	61	20	36	71	0,69

MONTAGGIO IN LINEA
LINE MOUNTING
REIHENMONTAGE

MATERIALE - MATERIAL: ACCIAIO - STEEL - STAHL

UNIDIREZIONALE
UNIDIRECTIONAL
EINSEITIG GERICHTET

VALVOLA DI RALLENTAMENTO REGOLABILE
ADJUSTABLE DESCENT CONTROL VALVE
EINSTELLBARES SENKVENTIL

VRD

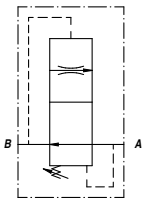

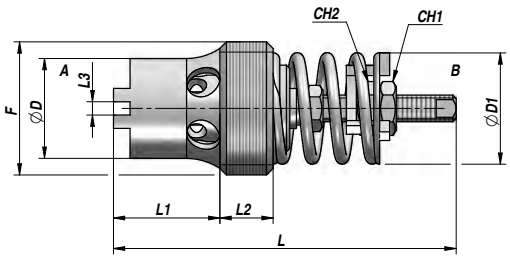

Codice Code Bestell-Nr.	F BSP	Q MAX l/min B>A	Q MAX l/min A>B	P MAX bar	Tipo Type Typ	L	L1	L2	L3	ØD	ØD1	CH1	CH2	kg x 100
VCG501.100*00	1/4"	10	25	300	VRD 010-*	39	11,5	8	-	10	10	5,5	5,5	1,20
VCG501.200*00	3/8"	25	50	300	VRD 020-*	45	16	6	2	11,5	13,5	6	7	2,20
VCG501.300*00	1/2"	67	90	300	VRD 030-*	50	17	7	2	16	18	6	7	3,60
VCG501.400*00	3/4"	150	220	300	VRD 040-*	60	21,5	9,5	2	20	23	6	7	6,90

* = Campo di Portata - Flow Range - Durchflußbereich (l/min - 50 bar)
* VRD 010: **1** = (1,0-1,6) - **2** = (1,6-2,5) - **3** = (2,5-4,0) - **4** = (4,0-6,3) - **5** = (6,3-10)
* VRD 020: **1** = (2,5-4,0) - **2** = (4,0-6,3) - **3** = (6,3-10) - **4** = (10-16) - **5** = (16-25)
* VRD 030: **1** = (16-21) - **2** = (21-28) - **3** = (28-37) - **4** = (37-50) - **5** = (50-67)
* VRD 040: **1** = (37-50) - **2** = (50-67) - **3** = (67-90) - **4** = (90-120) - **5** = (120-150)

CARTUCCIA
CARTRIDGE
PATRONE

MATERIALE - MATERIAL: ACCIAIO - STEEL - STAHL

COLLETTORE: VEDI PAGINA 44
VALVE ADAPTER: SEE PAGE 44
GEHÄUSE: SIEHE SEITE 44

VSC

VALVOLA DI RALLENTAMENTO
DESCENT CONTROL VALVE
SENKVENTIL

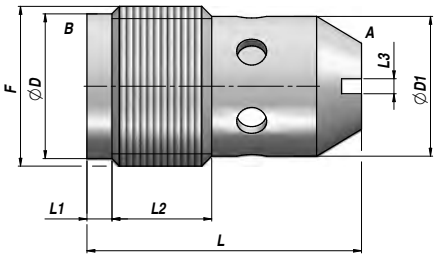

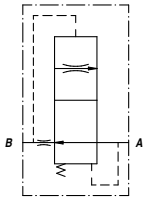

Codice Code Bestell-Nr.	F BSP	Q MAX l/min B>A	Q MAX l/min A>B	P MAX bar	Tipo Type Typ	L	L1	L2	L3	ØD	ØD1	kg x 100
VCG505.10*000	1/4"	10	15	350	VSC 010-*	23	-	8	1,5	-	10,5	1,00
VCG505.20*000	3/8"	16	25	350	VSC 020-*	28	2,5	10,5	1,5	14,5	14	2,60
VCG505.30*000	1/2"	45	60	350	VSC 030-*	36	5	12	2	18	17	5,00

* = Portata Nominale - Nominal Flow - Nenndurchfluß (l/min - 50 bar)
* VSC010: A = 1 - B = 2 - C = 3 - D = 4 - E = 5 - F = 6 - G = 7 - H = 8 - I = 9 - L = 10
* VSC020: A = 2 - B = 4 - C = 6 - D = 8 - E = 10 - F = 12 - G = 14 - H = 16
* VSC030: A =12 - B =16 - C = 20 - D = 25 - E = 30 - F = 35 - G = 40 - H = 45

CARTUCCIA
CARTRIDGE
PATRONE

MATERIALE - MATERIAL: ACCIAIO - STEEL - STAHL

COLLETTORE: VEDI PAGINA 44
VALVE ADAPTER: SEE PAGE 44
GEHÄUSE: SIEHE SEITE 44

VEQ

DIVISORE DI FLUSSO
FLOW DIVIDER
STROMTEILER

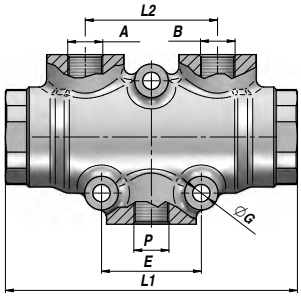

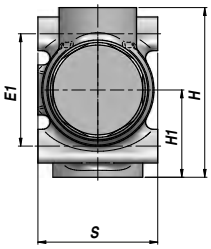

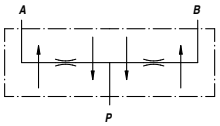

Codice Code Bestell-Nr.	P BSP	A - B	Q MIN/MAX l/min	P MAX bar	Tipo Type Typ	L1	L2	E	E1	ØG	H1	H	S	kg
V3615.0311	3/8"	3/8"	1/ 3	250	VEQ 8	117	53	40	45	7	35	68	48	1,27
V3615.0312	3/8"	3/8"	3/ 6	250	VEQ 10	117	53	40	45	7	35	68	48	1,27
V3615.0313	3/8"	3/8"	6/10	250	VEQ 15	117	53	40	45	7	35	68	48	1,28
V3615.0314	3/8"	3/8"	10/20	250	VEQ 20	117	53	40	45	7	35	68	48	1,27
V3615.0315	3/8"	3/8"	20/32	250	VEQ 22	117	53	40	45	7	35	68	48	1,28
V3615.0316	1/2"	3/8"	25/40	250	VEQ 25	117	53	40	45	7	35	68	48	1,28
V3615.0317	1/2"	3/8"	40/60	250	VEQ 30	117	53	40	45	7	35	68	48	1,26
V3615.0318	1/2"	3/8"	60/80	250	VEQ 50	117	53	40	45	7	35	68	48	1,26

MONTAGGIO IN LINEA
LINE MOUNTING
REIHENMONTAGE

MATERIALE - MATERIAL: GHISA - CAST IRON - HYDRAULIKGUSS

REGOLATORE DI FLUSSO PRIORITARIO (COMPENSATO BARICAMENTE)
PRIORITY FLOW CONTROL (PRESSURE COMPENSATED)
VORZUGSTROMREGLER (DRUCKKOMPENSIERT)

RFP 3

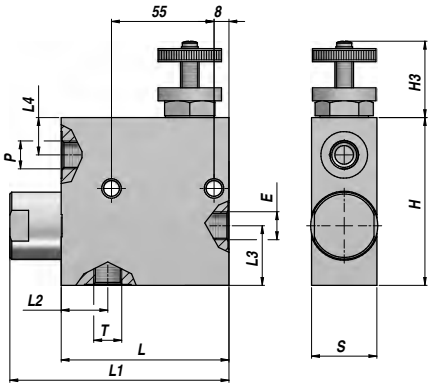

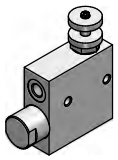

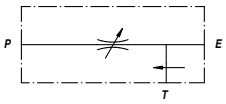

REGOLABILE - ADJUSTABLE - EINSTELLBAR
ECCEDENZA A SCARICO - EXCEEDING FLOW TO TANK - RESTÖLSTROM ZUM TANK

Codice Code Bestell-Nr.	E - P - T BSP	Q MAX l/min In (E)/Reg (P)	P MAX bar	Tipo Type Typ	L	L1	L2	L3	L4	H1	H	S	kg
V3390.1110	3/8"	50 / 30	350	RFP 3 3/8"	90	116	25	32	20	35	90	35	2,17
V3390.1120	1/2"	85 / 50	350	RFP 3 1/2"	90	116	25	32	20	35	90	35	2,10

MONTAGGIO IN LINEA
LINE MOUNTING
REIHENMONTAGE

MATERIALE - MATERIAL: ACCIAIO - STEEL - STAHL

REGOLATORE DI FLUSSO PRIORITARIO (COMPENSATO BARICAMENTE)
PRIORITY FLOW CONTROL (PRESSURE COMPENSATED)
VORZUGSTROMREGLER (DRUCKKOMPENSIERT)

VPR 3

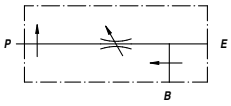

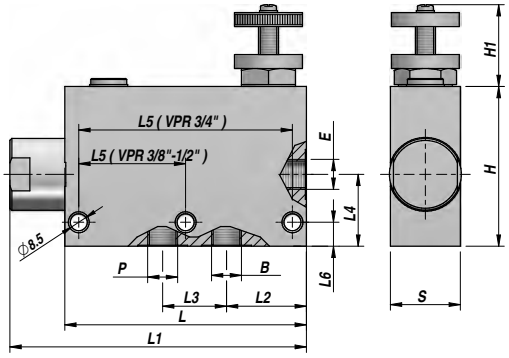

VPR3 3/8" - 1/2" - 3/4"

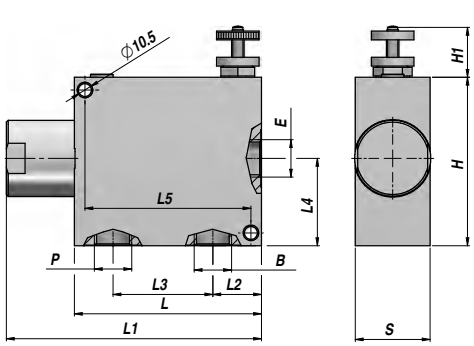

VPR3 1"

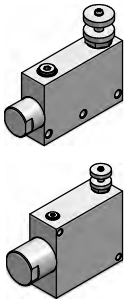

REGOLABILE - ADJUSTABLE - EINSTELLBAR
ECCEDENZA IN PRESSIONE - EXCEEDING FLOW TO PRESSURE - RESTÖLSTROM ZUM DRUCK

Codice Code Bestell-Nr.	E - P - B BSP	Q MAX l/min In (E)/Reg (P)	P MAX bar	Tipo Type Typ	L	L1	L2	L3	L4	L5	L6	H1	H	S	kg
V3490.1060	3/8"	50 / 40	350	VPR 3 3/8"	121	147	40	32	36	55	12	35	80	35	2,53
V3490.1070	1/2"	85 / 60	350	VPR 3 1/2"	121	147	37	36	36	55	12	35	80	35	2,47
V3490.1080	3/4"	150/ 90	350	VPR 3 3/4"	155	190	67	44	45	135	8	35	90	50	2,40
V3490.1090 *	1"	250/150	210	VPR 3 1"	150	205	39	80	70	133	114,5	35	135	60	4,00

MONTAGGIO IN LINEA
LINE MOUNTING
REIHENMONTAGE

MATERIALE - MATERIAL: ACCIAIO - STEEL - STAHL
* MATERIALE - MATERIAL: ALLUMINIO - ALUMINIUM

RFP .. G

REGOLATORE DI FLUSSO PRIORITARIO (COMPENSATO BARICAMENTE)
PRIORITY FLOW CONTROL (PRESSURE COMPENSATED)
VORZUGSTROMREGLER (DRUCKKOMPENSIERT)

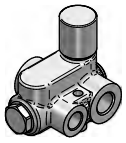

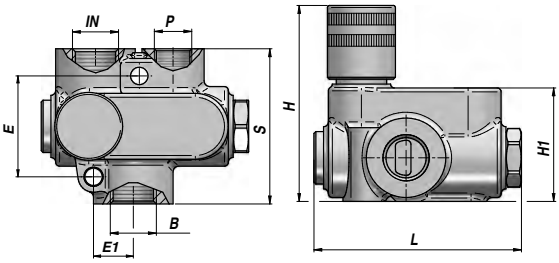

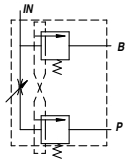

REGOLABILE - ADJUSTABLE - EINSTELLBAR
ECCEDENZA IN PRESSIONE - EXCEEDING FLOW TO PRESSURE - RESTÖLSTROM ZUM DRUCK

Codice Code Bestell-Nr.	IN - B BSP	P BSP	Q MAX l/min IN	Q MAX l/min P	P MAX bar	Tipo Type Typ	L	E	E1	H1	H	S	kg
V6215.0320	1/2"	3/8"	40	40	250	RFP 40 G	92	46	22,5	54	98	65	1,27
V6215.0322	3/4"	1/2"	80	80	250	RFP 70 G	110	52	24,5	59	103	80	1,77

MONTAGGIO IN LINEA
LINE MOUNTING
REIHENMONTAGE

MATERIALE - MATERIAL: GHISA - CAST IRON - HYDRAULIKGUSS

RFPV .. G

REGOLATORE DI FLUSSO PRIORITARIO (COMPENSATO BARICAMENTE)
PRIORITY FLOW CONTROL (PRESSURE COMPENSATED)
VORZUGSTROMREGLER (DRUCKKOMPENSIERT)



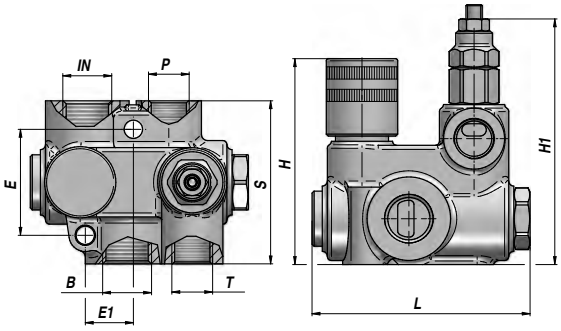

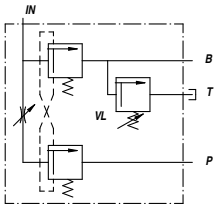

REGOLABILE - ADJUSTABLE - EINSTELLBAR
ECCEDENZA IN PRESSIONE - EXCEEDING FLOW TO PRESSURE - RESTÖLSTROM ZUM DRUCK

Codice Code Bestell-Nr.	IN - B BSP	P - T BSP	Q MAX l/min IN	Q MAX l/min P	P MAX bar	Tipo Type Typ	L	E	E1	H1	H	S	kg
V6215.0321 **	1/2"	3/8"	40	40	250	RFPV 40 GU	92	46	22,5	105	98	65	1,54
V6215.0323	3/4"	1/2"	80	80	250	RFPV 70 GU	110	52	24,5	125	103	80	2,04

MOLLA - SPRING - FEDER: X = 10:100 bar - **U = 50:230 bar (Standard)** - K = 100:250 bar

** A RICHIESTA - ON REQUEST - AUF ANFRAGE:

MONTAGGIO IN LINEA
LINE MOUNTING
REIHENMONTAGE

MATERIALE - MATERIAL: GHISA - CAST IRON - HYDRAULIKGUSS

CONTARINI®

VALVOLA UNIDIREZIONALE (TENUTA A SFERA)
CHECK VALVE (BALL TYPE)
RÜCKSCHLAGVENTIL (KUGELSPERRUNG)

VUI

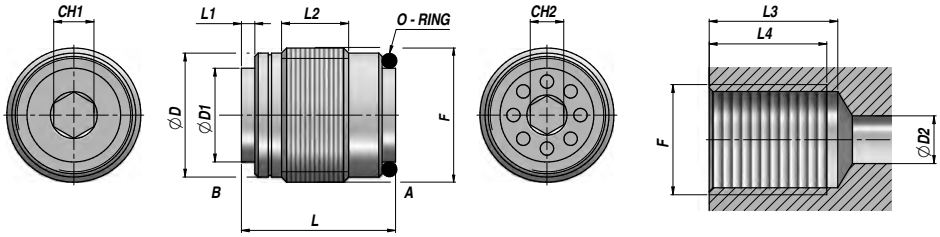

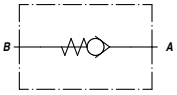

Codice Code Bestell-Nr.	F BSP	Q MAX l/min	P MAX bar	Tipo Type Typ	L	L1	L2	ØD	ØD1	CH1	CH2	L3	L4	ØD2	kg x 100
VCG301.100000	1/4"	18	350	VUI 010	17	1	6	11,3	9,2	3	3	28	25	8	1,00
VCG301.200000	3/8"	25	350	VUI 020	18,5	1,8	7,5	14,8	11	4	3	30	27	9	2,00
VCG301.300000	1/2"	50	350	VUI 030	23	1,8	9,5	18,5	14	6	5	36	32	12	4,00
VCG301.400000	3/4"	78	350	VUI 040	28,5	2,7	14,5	24	19	8	8	42	37	17	7,00

Pressione di apertura - Opening pressure - Öffnungsdruck: bar **0,5**

CARTUCCIA
CARTRIDGE
PATRONE

MATERIALE - MATERIAL: ACCIAIO - STEEL - STAHL

VALVOLA UNIDIREZIONALE (TENUTA A CONO)
CHECK VALVE (POPPET TYPE)
RÜCKSCHLAGVENTIL (KEGELSPERRUNG)

VUR/C

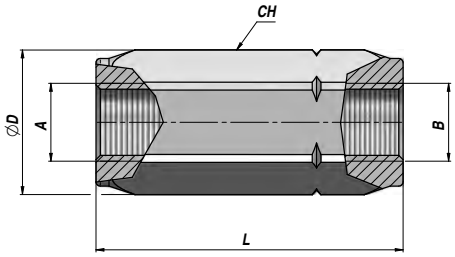

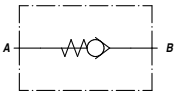

Codice Code Bestell-Nr.	A - B BSP	Q MAX l/min	P MAX bar	Tipo Type Typ	L	ØD	CH	kg
VSG303.C10000	1/4"	30	400	VUR 010-C	58	21	19	0,10
VSG303.C20000	3/8"	50	400	VUR 020-C	62	27	24	0,18
VSG303.C30000	1/2"	90	350	VUR 030-C	71	33	30	0,31
VSG303.C40000	3/4"	130	300	VUR 040-C	83	40	36	0,56
VSG303.C50000	1"	180	270	VUR 050-C	106	59	45	0,91
VSG303.C60000	1"1/4	250	250	VUR 060-C	127	63	55	1,48
VSG303.C70000	1"1/2	380	200	VUR 070-C	138	74	65	2,37

Pressione di apertura - Opening pressure - Öffnungsdruck: bar **0,5 (Standard)** - 4 - 8

MONTAGGIO IN LINEA
LINE MOUNTING
REIHENMONTAGE

MATERIALE - MATERIAL: ACCIAIO - STEEL - STAHL

VRDE...CIL

DOPPIO EFFETTO
DOUBLE ACTING
DOPPELWIRKEND

VALVOLA DI BLOCCO PILOTATA (TENUTA A CONO)
PILOT OPERATED CHECK VALVE (POPPET TYPE)
VORGESTEUERTES SPERRVENTIL (KEGELSPERRUNG)

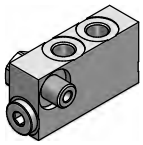

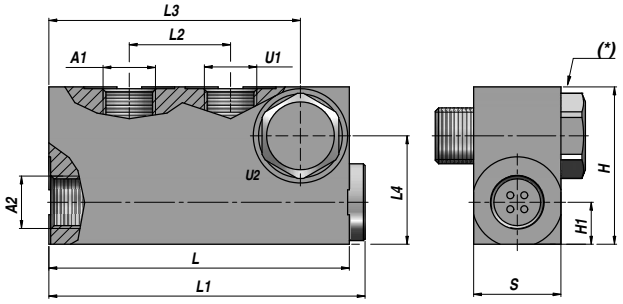

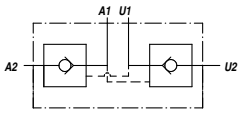

Codice Code Bestell-Nr.	A1 - U1 BSP	A2 - U2 BSP	Q MAX l/min	P MAX bar	PILOT RATIO	Tipo Type Typ	L	L1	L2	L3	L4	H1	H	S	kg
VSG326.B10450	1/4"	1/4"	20	300	1:4,9	VRDE 010 CIL	84	88,5	24	68,5	27	10	40	20	0,62
VSG326.B20490	3/8"	3/8"	20	300	1:4,9	VRDE 020 CIL	86	90,5	26	72	31	12	45	25	0,57

Pressione di apertura - Opening pressure - Öffnungsdruck: **1 bar**

(*) = Coppia di serraggio - Tightening torque - Anziehdrehmoment
VRDE 010 CIL 1/4" = 40 Nm - VRDE 020 CIL 3/8" = 55 Nm

MONTAGGIO SU CILINDRO
CYLINDER MOUNTING
MONTAGE AM ZYLINDER

MATERIALE - MATERIAL: ACCIAIO - STEEL - STAHL

VRSE-F...FF

SEMPLICE EFFETTO
SINGLE ACTING
EINFACHWIRKEND

VALVOLA DI BLOCCO PILOTATA (TENUTA A CONO)
PILOT OPERATED CHECK VALVE (POPPET TYPE)
VORGESTEUERTES SPERRVENTIL (KEGELSPERRUNG)

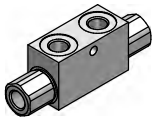

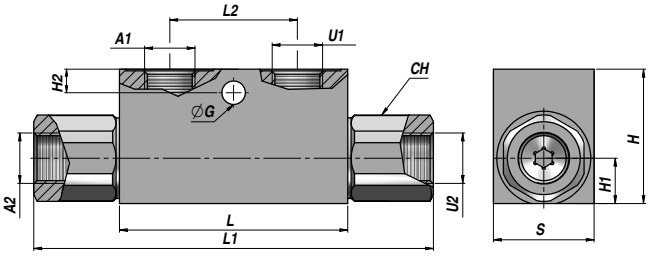

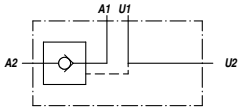

Codice Code Bestell-Nr.	A1 - U1 BSP	A2 - U2 BSP	Q MAX l/min	P MAX bar	PILOT RATIO	Tipo Type Typ	L	L1 max	L2	ØG	H2	CH	H1	H	S	kg
VSG311.F00404	1/8"	1/8"	20	350	1:4	VRSE-F 005 FF	53	86	20	-	-	17	11	30	20	0,30
VSG311.F10454	1/4"	1/4"	30	350	1:4,5	VRSE-F 010 FF	68	118	38	7	7	24	13	40	30	0,68
VSG311.F15454	3/8"	3/8"	30	350	1:4,5	VRSE-F 015 FF	68	118	38	7	7	24	13	40	30	0,63
VSG311.F20404	3/8"	3/8"	50	300	1:4	VRSE-F 020 FF	80	144	40	8,5	15	27	16	50	30	0,97
VSG311.F25404	1/2"	1/2"	50	300	1:4	VRSE-F 025 FF	80	144	40	8,5	15	27	16	50	30	0,90
VSG311.F30404	1/2"	1/2"	80	300	1:4	VRSE-F 030 FF	90	171	40	8,5	15	30	20	60	40	1,69
VSG311.F40404	3/4"	3/4"	120	300	1:4	VRSE-F 040 FF	107	196	60	8,5	16	41	23	70	50	3,06

Pressione di apertura - Opening pressure - Öffnungsdruck: bar 0,5 - **4 (Standard)** - 8

MONTAGGIO SU CILINDRO
CYLINDER MOUNTING
MONTAGE AM ZYLINDER

MATERIALE - MATERIAL: ACCIAIO - STEEL - STAHL

VALVOLA DI BLOCCO PILOTATA (TENUTA A CONO)
PILOT OPERATED CHECK VALVE (POPPET TYPE)
VORGESTEUERTES SPERRVENTIL (KEGELSPERRUNG)

DOPPIO EFFETTO
DOUBLE ACTING
DOPPELWIRKEND

VRDE-F...FF

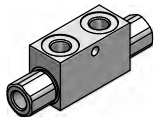

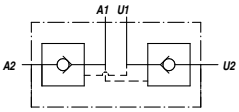

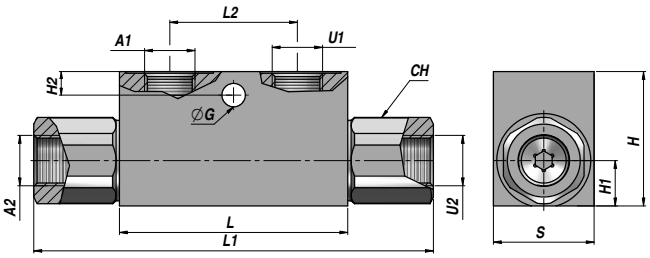

Codice Code Bestell-Nr.	A1 - U1 BSP	A2 - U2 BSP	Q MAX l/min	P MAX bar	PILOT RATIO	Tipo Type Typ	L max	L1	L2	ØG	H2	CH	H1	H	S	kg
VSG312.F00404	1/8"	1/8"	20	350	1:4	VRDE-F 005 FF	53	86	20	-	-	17	11	30	20	0,30
VSG312.F10454	1/4"	1/4"	30	350	1:4,5	VRDE-F 010 FF	68	118	38	7	7	24	13	40	30	0,69
VSG312.F15454	3/8"	3/8"	30	350	1:4,5	VRDE-F 015 FF	68	118	38	7	7	24	13	40	30	0,64
VSG312.F20404	3/8"	3/8"	50	300	1:4	VRDE-F 020 FF	80	144	40	8,5	15	27	16	50	30	0,98
VSG312.F25404	1/2"	1/2"	50	300	1:4	VRDE-F 025 FF	80	144	40	8,5	15	27	16	50	30	0,91
VSG312.F30404	1/2"	1/2"	80	300	1:4	VRDE-F 030 FF	90	171	40	8,5	15	30	20	60	40	1,72
VSG312.F40404	3/4"	3/4"	120	300	1:4	VRDE-F 040 FF	107	196	60	8,5	16	41	23	70	50	3,11

Pressione di apertura - Opening pressure - Öffnungsdruck: bar 0,5 - **4 (Standard)** - 8

MONTAGGIO SU CILINDRO
CYLINDER MOUNTING
MONTAGE AM ZYLINDER

MATERIALE - MATERIAL: ACCIAIO - STEEL - STAHL

VALVOLA DI BLOCCO PILOTATA DIN 2353 (TENUTA A CONO)
PILOT OPERATED CHECK VALVE DIN 2353 (POPPET TYPE)
VORGESTEUERTES SPERRVENTIL DIN 2353 (KEGELSPERRUNG)

SEMPLICE EFFETTO
SINGLE ACTING
EINFACHWIRKEND

VRSE-AZ...FF

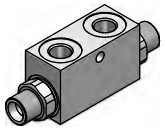

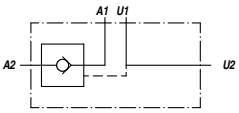

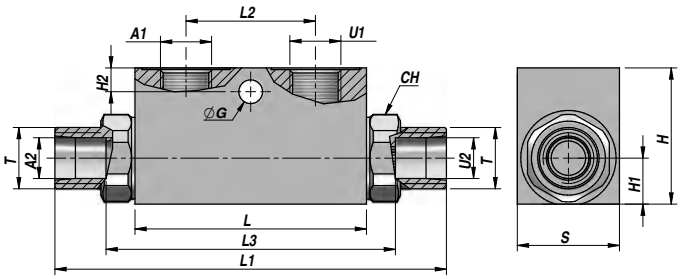

Codice Code Bestell-Nr.	A1 - U1 BSP	A2 - U2	T	Q MAX l/min	P MAX bar	PILOT RATIO	Tipo Type Typ	L max	L1	L2	L3	ØG	H2	CH	H1	H	S	kg
VSG321.F10454	1/4"	Ø12	M18x1,5	30	350	1:4,5	VRSE-AZ 010 FF	68	138	38	86	7	7	24	13	40	30	0,67
VSG321.F15454	3/8"	Ø12	M18x1,5	30	350	1:4,5	VRSE-AZ 015 FF	68	138	38	86	7	7	24	13	40	30	0,66
VSG321.F20404	3/8"	Ø15	M22x1,5	50	300	1:4	VRSE-AZ 020 FF	80	166	40	108	8,5	15	27	16	50	30	0,97
VSG321.F25404	1/2"	Ø15	M22x1,5	50	300	1:4	VRSE-AZ 025 FF	80	166	40	108	8,5	15	27	16	50	30	0,91
VSG321.F30404	1/2"	Ø18	M26x1,5	80	300	1:4	VRSE-AZ 030 FF	90	180	40	133	8,5	15	30	20	60	40	1,67

Pressione di apertura - Opening pressure - Öffnungsdruck: bar 0,5 - **4 (Standard)** - 8
SENZA DADO E ANELLO DI SERRAGGIO - WITHOUT NUT AND CUTTING RING - OHNE ÜBERWURFMUTTER UND SCHNEIDRING

MONTAGGIO SU CILINDRO
CYLINDER MOUNTING
MONTAGE AM ZYLINDER

MATERIALE - MATERIAL: ACCIAIO - STEEL - STAHL

ACCESSORI: VEDI PAGINA 112
ACCESSORIES: SEE PAGE 112
ZUBEHÖRE: SIEHE SEITE 112

VRDE-AZ...FF

DOPPIO EFFETTO
DOUBLE ACTING
DOPPELWIRKEND

VALVOLA DI BLOCCO PILOTATA DIN 2353 (TENUTA A CONO)
PILOT OPERATED CHECK VALVE DIN 2353 (POPPET TYPE)
VORGESTEUERTES SPERRVENTIL DIN 2353 (KEGELSPERRUNG)

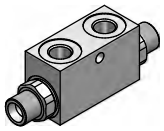

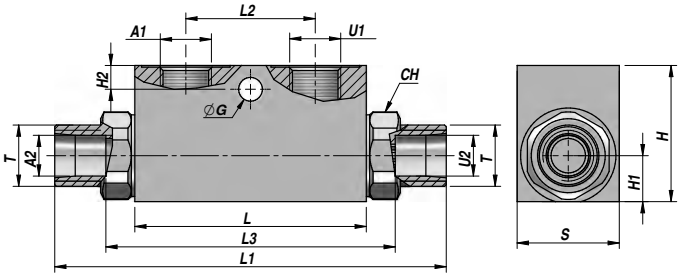

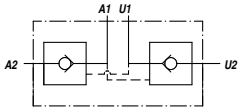

Codice Code Bestell-Nr.	A1 - U1 BSP	A2 - U2	T	Q MAX l/min	P MAX bar	PILOT RATIO	Tipo Type Typ	L max	L1	L2	L3	ØG	H2	CH	H1	H	S	kg
VSG322.F10454	1/4"	Ø12	M18x1,5	30	350	1:4,5	VRDE-AZ 010 FF	68	138	38	86	7	7	24	13	40	30	0,67
VSG322.F15454	3/8"	Ø12	M18x1,5	30	350	1:4,5	VRDE-AZ 015 FF	68	138	38	86	7	7	24	13	40	30	0,66
VSG322.F20404	3/8"	Ø15	M22x1,5	50	300	1:4	VRDE-AZ 020 FF	80	166	40	108	8,5	15	27	16	50	30	0,97
VSG322.F25404	1/2"	Ø15	M22x1,5	50	300	1:4	VRDE-AZ 025 FF	80	166	40	108	8,5	15	27	16	50	30	0,91
VSG322.F30404	1/2"	Ø18	M26x1,5	80	300	1:4	VRDE-AZ 030 FF	90	180	40	133	8,5	15	30	20	60	40	1,67

Pressione di apertura - Opening pressure - Öffnungsdruck: bar 0,5 - **4 (Standard)** - 8
SENZA DADO E ANELLO DI SERRAGGIO - WITHOUT NUT AND CUTTING RING - OHNE ÜBERWURFMUTTER UND SCHNEIDRING

MONTAGGIO SU CILINDRO
CYLINDER MOUNTING
MONTAGE AM ZYLINDER

MATERIALE - MATERIAL: ACCIAIO - STEEL - STAHL

ACCESSORI: VEDI PAGINA 112
ACCESSORIES: SEE PAGE 112
ZUBEHÖRE: SIEHE SEITE 112

VRPSE

SEMPLICE EFFETTO
SINGLE ACTING
EINFACHWIRKEND

VALVOLA DI BLOCCO PILOTATA + BY PASS (TENUTA A CONO)
PILOT OPERATED CHECK VALVE + BY PASS (POPPET TYPE)
VORGESTEUERTES SPERRVENTIL + BY PASS (KEGELSPERRUNG)

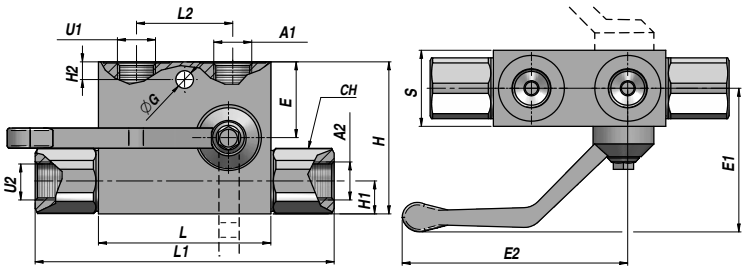

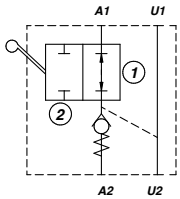

Codice Code Bestell-Nr.	A1 - U1 BSP	A2 - U2 BSP	Q MAX l/min	P MAX bar	PILOT RATIO	Tipo Type Typ	L	L1	L2	E	E1 max	E2 max	ØG	H2	CH	H1	H	S	kg
Versione sinistra - Left version - Linke Version																			
VSG331.104504	1/4"	1/4"	25	350	1:4,5	VRPSE 010-FL	68	118	38	29	65	90	7	7	24	13	60	30	0,95
VSG331.154504	3/8"	3/8"	25	350	1:4,5	VRPSE 015-FL	68	118	38	29	65	90	7	7	24	13	60	30	0,95
VSG331.204504	3/8"	3/8"	50	300	1:4	VRPSE 020-FL	80	143	40	25,5	60	100	8,5	9	27	16	60	30	1,12
VSG331.254504	1/2"	1/2"	50	300	1:4	VRPSE 025-FL	80	143	40	25,5	60	100	8,5	9	27	16	60	30	1,12
Versione destra - Right version - Rechte Version																			
VSG332.104504	1/4"	1/4"	25	350	1:4,5	VRPSE 010-FR	68	118	38	29	65	90	7	7	24	13	60	30	0,95
VSG332.154504	3/8"	3/8"	25	350	1:4,5	VRPSE 015-FR	68	118	38	29	65	90	7	7	24	13	60	30	0,95
VSG332.204504	3/8"	3/8"	50	300	1:4	VRPSE 020-FR	80	143	40	25,5	60	100	8,5	9	27	16	60	30	1,12
VSG332.254504	1/2"	1/2"	50	300	1:4	VRPSE 025-FR	80	143	40	25,5	60	100	8,5	9	27	16	60	30	1,12

Pressione di apertura - Opening pressure - Öffnungsdruck: bar 0,5 - **4 (Standard)** - 8

MONTAGGIO SU CILINDRO
CYLINDER MOUNTING
MONTAGE AM ZYLINDER

MATERIALE - MATERIAL: ACCIAIO - STEEL - STAHL

VALVOLA DI BLOCCO PILOTATA DIN 2353 + BY PASS (TENUTA A CONO)
PILOT OPERATED CHECK VALVE DIN 2353 + BY PASS (POPPET TYPE)
VORGESTEUERTES SPERRVENTIL DIN 2353 + BY PASS (KEGELSPERRUNG)

SEMPLICE EFFETTO
SINGLE ACTING
EINFACHWIRKEND

VRPSE-DIN

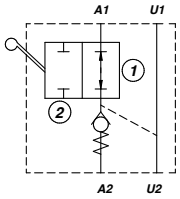

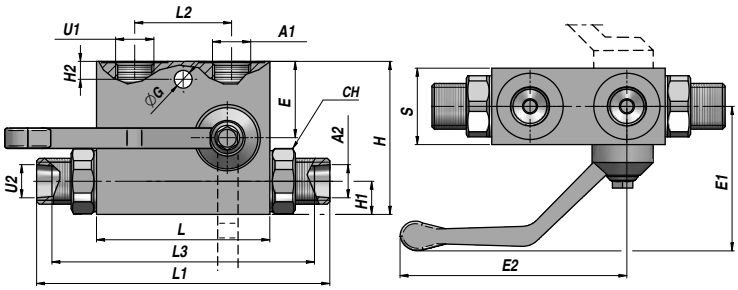

Codice Code Bestell-Nr.	A1 - U1 BSP	A2 - U2	T	Q MAX l/min	P MAX bar	PILOT RATIO	Tipo Type Typ	L	L1	L2	L3	E	E1 max	E2 max	ØG	H2	CH	H1	H	S	kg
Versione sinistra - Left version - Linke Version																					
VSG333.104504	1/4"	Ø12	M18x1,5	25	350	1:4,5	VRPSE-DIN 010-FL	68	138	38	86	29	65	90	7	7	24	13	60	30	0,95
VSG333.154504	3/8"	Ø12	M18x1,5	25	350	1:4,5	VRPSE-DIN 015-FL	68	138	38	86	29	65	90	7	7	24	13	60	30	0,95
VSG333.204504	3/8"	Ø15	M22x1,5	50	300	1:4	VRPSE-DIN 020-FL	80	140	40	106	25,5	60	100	8,5	9	27	16	60	30	1,12
VSG333.254504	1/2"	Ø15	M22x1,5	50	300	1:4	VRPSE-DIN 025-FL	80	140	40	106	25,5	60	100	8,5	9	27	16	60	30	1,12
Versione destra - Right version - Rechte Version																					
VSG334.104504	1/4"	Ø12	M18x1,5	25	350	1:4,5	VRPSE-DIN 010-FR	68	138	38	86	29	65	90	7	7	24	13	60	30	0,95
VSG334.154504	3/8"	Ø12	M18x1,5	25	350	1:4,5	VRPSE-DIN 015-FR	68	138	38	86	29	65	90	7	7	24	13	60	30	0,95
VSG334.204504	3/8"	Ø15	M22x1,5	50	300	1:4	VRPSE-DIN 020-FR	80	140	40	106	25,5	60	100	8,5	9	27	16	60	30	1,12
VSG334.254504	1/2"	Ø15	M22x1,5	50	300	1:4	VRPSE-DIN 025-FR	80	140	40	106	25,5	60	100	8,5	9	27	16	60	30	1,12

Pressione di apertura - Opening pressure - Öffnungsdruck: bar 0,5 - **4 (Standard)** - 8
SENZA DADO E ANELLO DI SERRAGGIO - WITHOUT NUT AND CUTTING RING - OHNE ÜBERWURFMUTTER UND SCHNEIDRING

MONTAGGIO SU CILINDRO
CYLINDER MOUNTING
MONTAGE AM ZYLINDER

MATERIALE - MATERIAL: ACCIAIO - STEEL - STAHL

ACCESSORI: VEDI PAGINA 112
ACCESSORIES: SEE PAGE 112
ZUBEHÖRE: SIEHE SEITE 112

VALVOLA DI BLOCCO PILOTATA (TENUTA A CONO)
PILOT OPERATED CHECK VALVE (POPPET TYPE)
VORGESTEUERTES SPERRVENTIL (KEGELSPERRUNG)

SEMPLICE EFFETTO
SINGLE ACTING
EINFACHWIRKEND

VBPS

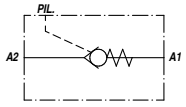

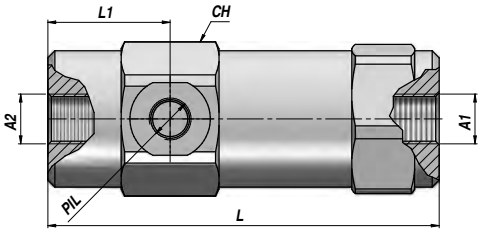

Codice Code Bestell-Nr.	A1 - A2 BSP	PIL BSP	Q MAX l/min	P MAX bar	PILOT RATIO	Tipo Type Typ	L	L1	CH	kg
VSG341.109500	1/4"	1/4"	25	350	1:9,5	VBPS 010	103	32,5	36	0,69
VSG341.206000	3/8"	1/4"	40	350	1:6	VBPS 020	111	35	40	0,93
VSG341.304300	1/2"	1/4"	60	350	1:4,3	VBPS 030	122	38	42	1,08
VSG341.404000	3/4"	1/4"	90	300	1:4,4	VBPS 040	145,5	44,5	55	2,32
VSG341.503500	1"	1/4"	130	260	1:3,5	VBPS 050	164	44,5	55	2,36

Pressione di apertura - Opening pressure - Öffnungsdruck: bar **0,5 (Standard)** - 4 - 8

MONTAGGIO IN LINEA
LINE MOUNTING
REIHENMONTAGE

MATERIALE - MATERIAL: ACCIAIO - STEEL - STAHL

VPDE

DOPPIO EFFETTO
DOUBLE ACTING
DOPPELWIRKEND

VALVOLA DI BLOCCO PILOTATA (TENUTA A CONO)
PILOT OPERATED CHECK VALVE (POPPET TYPE)
VORGESTEUERTES SPERRVENTIL (KEGELSPERRUNG)



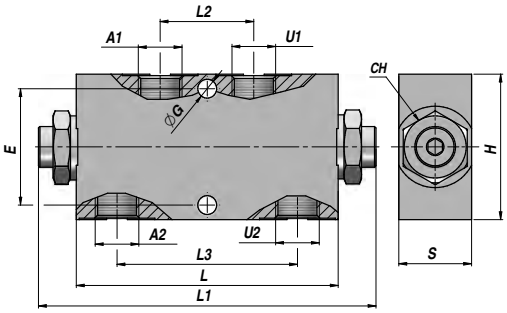

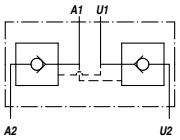

Codice Code Bestell-Nr.	A1 - U1 BSP	A2 - U2 BSP	Q MAX l/min	P MAX bar	PILOT RATIO	Tipo Type Typ	L	L1	L2	L3	ØG	E	CH	H	S	kg
VSG352.104004	1/4"	1/4"	20	350	1:4	VPDE 010	90	113	32	62	6,5	40	22	50	25	0,79
VSG352.154004	3/8"	3/8"	20	350	1:4	VPDE 015	90	113	32	62	6,5	40	22	50	25	0,76
VAG352.207004 *	3/8"	3/8"	35	350	1:7	VPDE 020	96	113	32	62	6,5	40	27	60	35	0,62
VAG352.257004 *	1/2"	1/2"	35	350	1:7	VPDE 025	96	113	32	62	6,5	40	27	60	35	0,60
VAG352.305004 *	1/2"	1/2"	50	300	1:5,2	VPDE 030	117	139	43	84	10,1	40	32	70	40	1,00

Pressione di apertura - Opening pressure - Öffnungsdruck: bar 0,5 - **4 (Standard)** - 8

MONTAGGIO IN LINEA
LINE MOUNTING
REIHENMONTAGE

MATERIALE - MATERIAL: ACCIAIO - STEEL - STAHL
* MATERIALE - MATERIAL: ALLUMINIO - ALUMINIUM

VPDE/F

DOPPIO EFFETTO
DOUBLE ACTING
DOPPELWIRKEND

VALVOLA DI BLOCCO PILOTATA (TENUTA A CONO)
PILOT OPERATED CHECK VALVE (POPPET TYPE)
VORGESTEUERTES SPERRVENTIL (KEGELSPERRUNG)

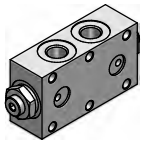

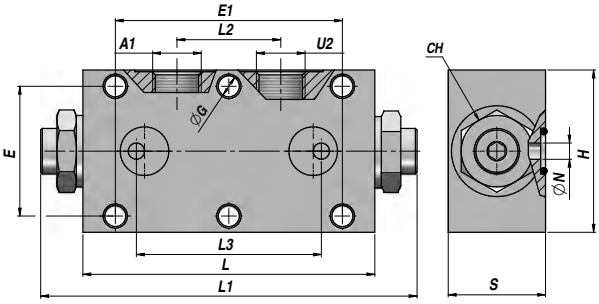

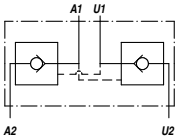

Codice Code Bestell-Nr.	A1 - U1 BSP	A2 - U2 BSP	Q MAX l/min	P MAX bar	PILOT RATIO	Tipo Type Typ	L	L1	L2	L3	ØG	E	E1	ØN	CH	H	S	kg
VAG353.104004	1/4"	Ø5	20	350	1:4	VPDE-F 010	90	113	32	52	6,5	40	70	5	22	50	30	0,43
VAG353.154004	3/8"	Ø6	20	350	1:4	VPDE-F 015	90	113	32	52	6,5	40	70	5	22	50	30	0,43
VAG353.207004	3/8"	Ø6	35	350	1:7	VPDE-F 020	96	113	32	62	6,5	40	70	6	27	60	35	0,60
VAG353.257004	1/2"	Ø6	35	350	1:7	VPDE-F 025	96	113	32	62	6,5	40	70	6	27	60	35	0,60

Pressione di apertura - Opening pressure - Öffnungsdruck: bar 0,5 - **4 (Standard)** - 8

FLANGIABILE
FACE MOUNTING
PLATTENANSCHLUSS

MATERIALE - MATERIAL: ALLUMINIO - ALUMINIUM

VALVOLA A PARACADUTE
HOSE BURST VALVE
ROHRBRUCHSICHERUNGSVENTIL

VUBA

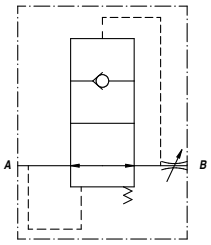

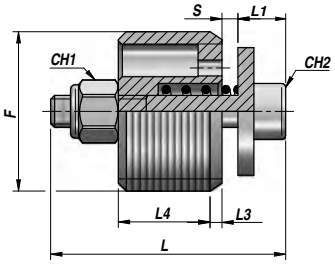

Codice Code Bestell-Nr.	F BSP	Q MAX l/min	P MAX bar	S	Q STD l/min	Tipo Type Typ	L	L1	L3	L4	CH1	CH2	kg x 100
VCG390.100800	1/4"	24	350	1,0	18,2	VUBA 010	19	5	1	7	5,5	2,5	1,00
VCG390.201500	3/8"	45	350	1,5	35,5	VUBA 020	23	5	1,5	9,5	5,5	2,5	1,50
VCG390.301800	1/2"	66	350	1,9	60,0	VUBA 030	29	6	1,5	11,5	7	3	2,50
VCG390.402200	3/4"	169	350	2.2	149,0	VUBA 040	34	6	2,5	15,5	7	3	4,50
VCG390.502600	1"	223	350	2.6	190,0	VUBA 050	40	8,5	1,5	18,5	8	4	9,80

S = Apertura standard - Standard Opening - Standardöffnung
SUPERFICI DI TENUTA LAPPATE - LAPPED TIGHT SURFACES - GELÄPPTE DICHTFLÄCHEN

CARTUCCIA
CARTRIDGE
PATRONE

MATERIALE - MATERIAL: ACCIAIO - STEEL - STAHL

COLLETTORE: VEDI PAGINA 43
VALVE ADAPTER: SEE PAGE 43
GEHÄUSE: SIEHE SEITE 43

VALVOLA DI BILANCIAMENTO
OVERCENTER VALVE
SENKBREMSVENTIL

SEMPLICE EFFETTO
SINGLE ACTING
EINFACHWIRKEND

VBCD/A SE-FLV

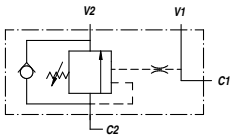

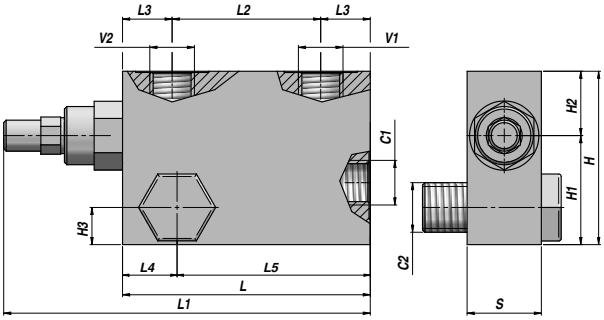

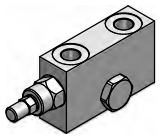

Codice Code Bestell-Nr.	V1 - V2 BSP	C1 - C2 BSP	Q MAX l/min	P MAX bar	PILOT RATIO	Tipo Type Typ	L	L1	L2	L3	L4	L5	H1	H2	H3	H	S	kg
V2190.0392FLV	3/8"	3/8"	40	350	1:4,5	VBCD/A SE-FLV 3/8"	100	150	60	20	22	78	40	30	15	70	30	1,35
V2190.0412FLV	1/2"	1/2"	60	350	1:4,5	VBCD/A SE-FLV 1/2"	100	150	60	20	24	76	40	30	15	70	30	1,31

Taratura standard - Standard setting - Standard Einstellung : 320 bar
Taratura minima - Minimum setting - Minimale Einstellung : 120 bar

MONTAGGIO SU CILINDRO
CYLINDER MOUNTING
MONTAGE AM ZYLINDER

MATERIALE - MATERIAL: ACCIAIO - STEEL - STAHL

VBCD/A DE-FLV

DOPPIO EFFETTO
DOUBLE ACTING
DOPPELWIRKEND

VALVOLA DI BILANCIAMENTO
OVERCENTER VALVE
SENKBREMSVENTIL

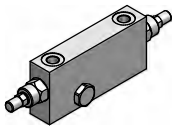

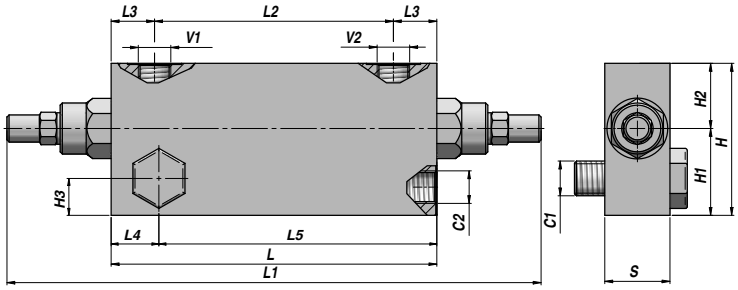

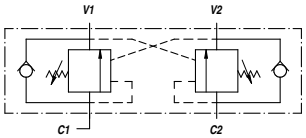

Codice Code Bestell-Nr.	V1 - V2 BSP	C1 - C2 BSP	Q MAX l/min	P MAX bar	PILOT RATIO	Tipo Type Typ	L	L1	L2	L3	L4	L5	H1	H2	H3	H	S	kg
V2290.0422FLV	3/8"	3/8"	40	350	1:4,5	VBCD/A DE-FLV 3/8"	150	250	110	20	22	128	44	26	17	70	30	2,41
V2290.0432FLV	1/2"	1/2"	60	350	1:4,5	VBCD/A DE-FLV 1/2"	150	250	110	20	24	126	50	30	19	80	30	2,70

Taratura standard - Standard setting - Standard Einstellung : 320 bar
Taratura minima - Minimum setting - Minimale Einstellung : 120 bar

MONTAGGIO SU CILINDRO
CYLINDER MOUNTING
MONTAGE AM ZYLINDER

MATERIALE - MATERIAL: ACCIAIO - STEEL - STAHL

VBCD/A SE

SEMPLICE EFFETTO
SINGLE ACTING
EINFACHWIRKEND

VALVOLA DI BILANCIAMENTO
OVERCENTER VALVE
SENKBREMSVENTIL

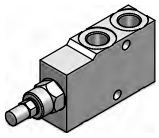

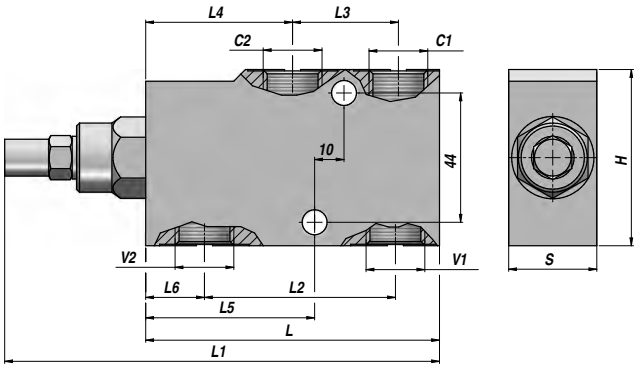

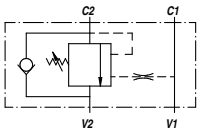

Codice Code Bestell-Nr.	V1 - V2 BSP	C1 - C2 BSP	Q MAX l/min	P MAX bar	PILOT RATIO	Tipo Type Typ	L	L1	L2	L3	L4	L5	L6	H	S	kg
V2190.A400	1/4"	1/4"	20	350	1:4,5	VBCD/A SE 1/4"	100	149	60	30	50	55	20	60	30	1,31
V2190.A600	3/8"	3/8"	40	350	1:4,5	VBCD/A SE 3/8"	100	149	60	30	50	55	20	60	30	1,26
V2190.A800	1/2"	1/2"	60	350	1:4,5	VBCD/A SE 1/2"	100	149	65	36	50	57,5	20	60	30	1,20
V2190.A120	3/4"	3/4"	95	350	1:5,5	VBCD/A SE 3/4"	127	192	85	46	62,5	75	23,5	80	35	2,37

Taratura standard - Standard setting - Standard Einstellung : 320 bar
Taratura minima - Minimum setting - Minimale Einstellung : 120 bar

MONTAGGIO IN LINEA
LINE MOUNTING
REIHENMONTAGE

MATERIALE - MATERIAL: ACCIAIO - STEEL - STAHL

VALVOLA DI BILANCIAMENTO
OVERCENTER VALVE
SENKBREMSVENTIL

DOPPIO EFFETTO
DOUBLE ACTING
DOPPELWIRKEND

VBCD/A DE

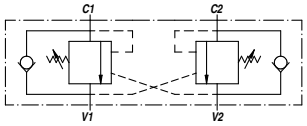

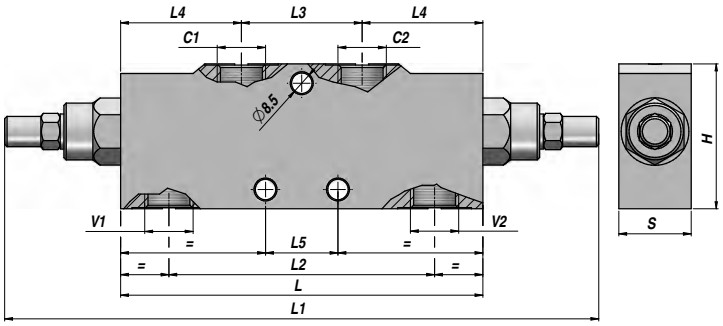

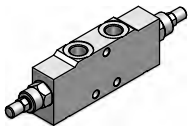

Codice Code Bestell-Nr.	V1 - V2 BSP	C1 - C2 BSP	Q MAX l/min	P MAX bar	PILOT RATIO	Tipo Type Typ	L	L1	L2	L3	L4	L5	L6	H1	H2	H	S	kg
V2290.A400	1/4"	1/4"	20	350	1:4,5	VBCD/A DE 1/4"	150	248	110	50	50	30	44	32	28	60	30	1,97
V2290.A600	3/8"	3/8"	40	350	1:4,5	VBCD/A DE 3/8"	150	248	110	50	50	30	44	32	28	60	30	1,94
V2290.A800	1/2"	1/2"	60	350	1:4,5	VBCD/A DE 1/2"	150	248	110	50	50	30	44	32	28	60	30	1,89
V2290.A120	3/4"	3/4"	95	350	1:5,5	VBCD/A DE 3/4"	190	320	143	65	62,5	44	64	40	40	80	35	3,82

Taratura standard - Standard setting - Standard Einstellung : 320 bar
Taratura minima - Minimum setting - Minimale Einstellung : 120 bar

MONTAGGIO IN LINEA
LINE MOUNTING
REIHENMONTAGE

MATERIALE - MATERIAL: ACCIAIO - STEEL - STAHL

VALVOLA DI BILANCIAMENTO
OVERCENTER VALVE
SENKBREMSVENTIL

SEMPLICE EFFETTO
SINGLE ACTING
EINFACHWIRKEND

VBCD/FL SE

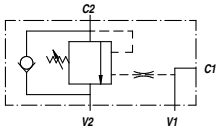

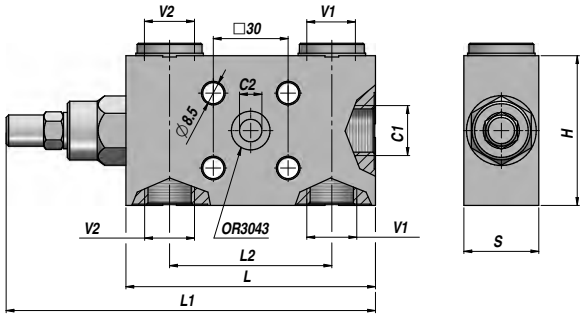

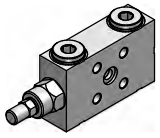

Codice Code Bestell-Nr.	V1 - V2 BSP	C1 BSP	C2	Q MAX l/min	P MAX bar	PILOT RATIO	Tipo Type Typ	L	L1	L2	H	S	kg
V2190.B600	3/8"	3/8"	Ø9	40	350	1:4,5	VBCD/FL SE 3/8"	100	149	60	60	30	1,25
V2190.B800	1/2"	1/2"	Ø9	60	350	1:4,5	VBCD/FL SE 1/2"	100	149	65	60	30	1,21

Taratura standard - Standard setting - Standard Einstellung : 320 bar
Taratura minima - Minimum setting - Minimale Einstellung : 120 bar

FLANGIABILE
FACE MOUNTING
PLATTENANSCHLUSS

MATERIALE - MATERIAL: ACCIAIO - STEEL - STAHL

Basetta per VBCD...FL/SE - Sub-plate for VBCD...FL/SE - Platte für VBCD...FL/SE

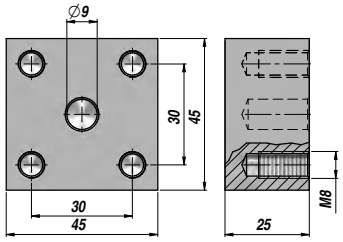



CODE	TYPE
V9990.8000	B8000 - 45x45x25

MATERIALE - MATERIAL: ACCIAIO - STEEL - STAHL

VBCD/FL DE

DOPPIO EFFETTO
DOUBLE ACTING
DOPPELWIRKEND

VALVOLA DI BILANCIAMENTO
OVERCENTER VALVE
SENKBREMSVENTIL

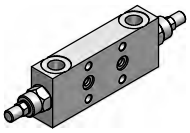

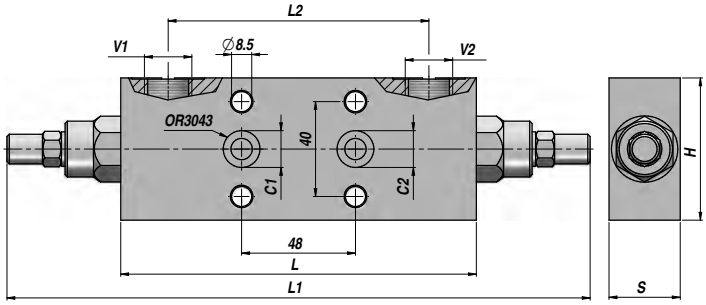

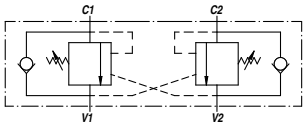

Codice Code Bestell-Nr.	V1 - V2 BSP	C1 - C2	Q MAX l/min	P MAX bar	PILOT RATIO	Tipo Type Typ	L	L1	L2	H	S	kg
V2290.B600	3/8"	Ø9	40	350	1:4,5	VBCD/FL DE 3/8"	150	248	110	60	30	2,01
V2290.B800	1/2"	Ø9	60	350	1:4,5	VBCD/FL DE 1/2"	150	248	110	60	30	1,98

Taratura standard - Standard setting - Standard Einstellung : 320 bar
Taratura minima - Minimum setting - Minimale Einstellung : 120 bar

FLANGIABILE
FACE MOUNTING
PLATTENANSCHLUSS

MATERIALE - MATERIAL: ACCIAIO - STEEL - STAHL

Basetta per VBCD...FL/DE - Sub-plate for VBCD...FL/DE - Platte für VBCD...FL/DE

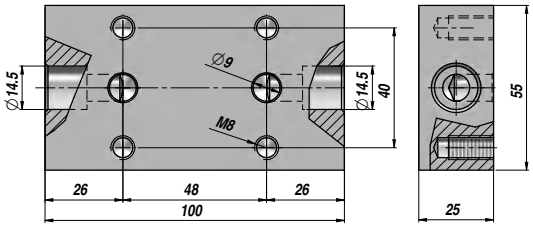



CODE	TYPE
V9990.8500	B8500 - 100x55x25

MATERIALE - MATERIAL: ACCIAIO - STEEL - STAHL

VBCDF-SE (MP-MR)

SEMPLICE EFFETTO
SINGLE ACTING
EINFACHWIRKEND

VALVOLA DI BILANCIAMENTO PER MOTORI MP-MR (OMP-OMR)
OVERCENTER VALVE FOR MOTORS MP-MR (OMP-OMR)
SENKBREMSVENTIL FÜR MOTOREN MP-MR (OMP-OMR)

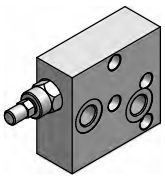

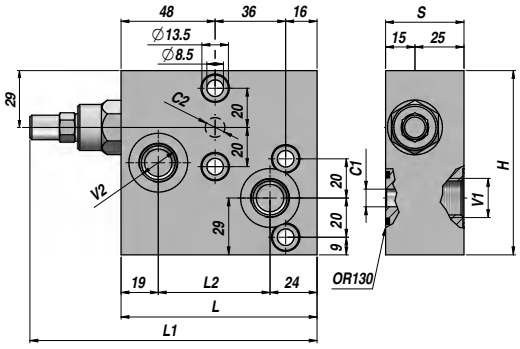

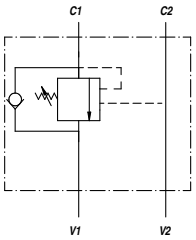

Codice Code Bestell-Nr.	V1 - V2 BSP	C1 - C2	Q MAX l/min	P MAX bar	PILOT RATIO	Tipo Type Typ	L	L1	L2	H	S	kg
V2190.F008	1/2"	Ø9	50	350	1:4,5	VBCDF-SE 1/2"-PR	100	149	57	94	40	2,69

Taratura standard - Standard setting - Standard Einstellung : 320 bar
Taratura minima - Minimum setting - Minimale Einstellung : 120 bar

A RICHIESTA - ON REQUEST - AUF ANFRAGE: VBCDF/SF-SE... CON SBLOCCO FRENO - WITH BRAKE RELEASE PORT - MIT BREMSENTSPERREN

FLANGIABILE
FACE MOUNTING
PLATTENANSCHLUSS

MATERIALE - MATERIAL: ACCIAIO - STEEL - STAHL

VALVOLA DI BILANCIAMENTO PER MOTORI MP-MR (OMP-OMR)
OVERCENTER VALVE FOR MOTORS MP-MR (OMP-OMR)
SENKBREMSVENTIL FÜR MOTOREN MP-MR (OMP-OMR)

DOPPIO EFFETTO
DOUBLE ACTING
DOPPELWIRKEND

VBCDF-DE (MP-MR)

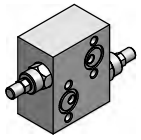

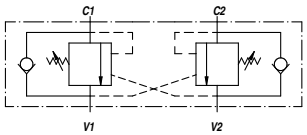

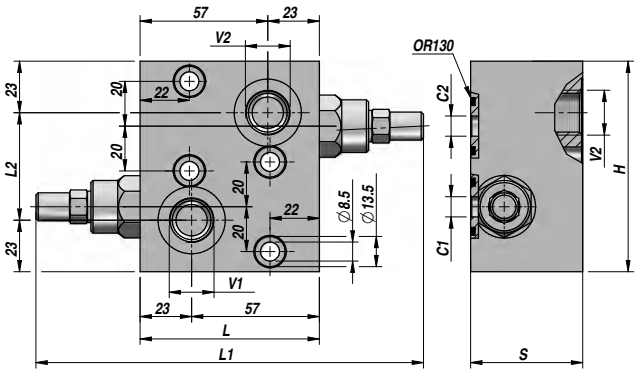

Codice Code Bestell-Nr.	V1 - V2 BSP	C1 - C2	Q MAX l/min	P MAX bar	PILOT RATIO	Tipo Type Typ	L	L1	L2	H	S	kg
V2290.F008	1/2"	Ø9	50	350	1:4,5	VBCDF-DE 1/2"-PR	80	172	48	94	50	2,71

Taratura standard - Standard setting - Standard Einstellung : 320 bar
Taratura minima - Minimum setting - Minimale Einstellung : 120 bar

A RICHIESTA - ON REQUEST - AUF ANFRAGE: VBCDF/SF-DE... CON SBLOCCO FRENO - WITH BRAKE RELEASE PORT - MIT BREMSENTSPERREN

FLANGIABILE
FACE MOUNTING
PLATTENANSCHLUSS

MATERIALE - MATERIAL: ACCIAIO - STEEL - STAHL

VALVOLA DI BILANCIAMENTO PER MOTORI MS (OMS)
OVERCENTER VALVE FOR MOTORS MS (OMS)
SENKBREMSVENTIL FÜR MOTOREN MS (OMS)

SEMPLICE EFFETTO
SINGLE ACTING
EINFACHWIRKEND

VBCDF-SE (MS)

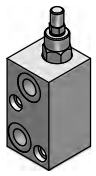

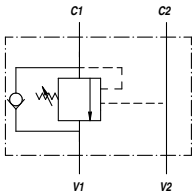

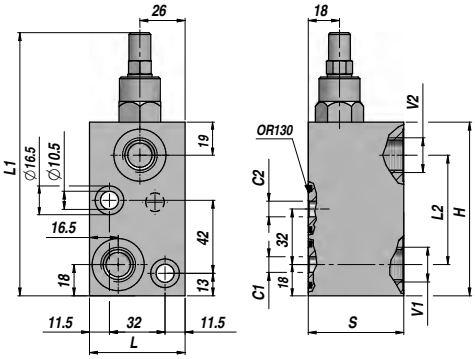

Codice Code Bestell-Nr.	V1 - V2 BSP	C1 - C2	Q MAX l/min	P MAX bar	PILOT RATIO	Tipo Type Typ	L	L1	L2	H	S	kg
V2190.F416	1/2"	Ø9	50	350	1:4,5	VBCDF-SE 1/2"-S	55	152	63	100	55	1,70

Taratura standard - Standard setting - Standard Einstellung : 320 bar
Taratura minima - Minimum setting - Minimale Einstellung : 120 bar

A RICHIESTA - ON REQUEST - AUF ANFRAGE: VBCDF/SF-SE... CON SBLOCCO FRENO - WITH BRAKE RELEASE PORT - MIT BREMSENTSPERREN

FLANGIABILE
FACE MOUNTING
PLATTENANSCHLUSS

MATERIALE - MATERIAL: ACCIAIO - STEEL - STAHL

VBCDF-DE (MS)

DOPPIO EFFETTO
DOUBLE ACTING
DOPPELWIRKEND

VALVOLA DI BILANCIAMENTO PER MOTORI MS (OMS)
OVERCENTER VALVE FOR MOTORS MS (OMS)
SENKBREMSVENTIL FÜR MOTOREN MS (OMS)

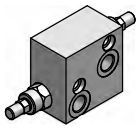

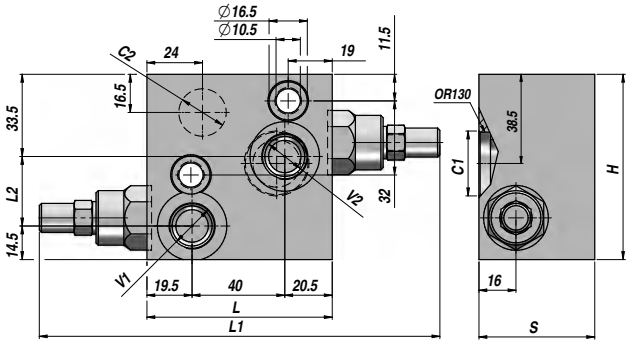

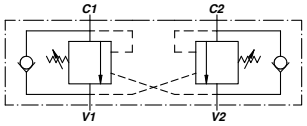

Codice Code Bestell-Nr.	V1 - V2 BSP	C1 - C2	Q MAX l/min	P MAX bar	PILOT RATIO	Tipo Type Typ	L	L1	L2	H	S	kg
V2290.F426	1/2"	Ø9	50	350	1:4,5	VBCDF-DE 1/2"-S	80	170	30	80	50	2,15

A RICHIESTA - ON REQUEST - AUF ANFRAGE: VBCDF/SF-DE... CON SBLOCCO FRENO - WITH BRAKE RELEASE PORT - MIT BREMSENTSPERREN

FLANGIABILE
FACE MOUNTING
PLATTENANSCHLUSS

MATERIALE - MATERIAL: ACCIAIO - STEEL - STAHL

VRAP DE

DOPPIO EFFETTO
DOUBLE ACTING
DOPPELWIRKEND

VALVOLA DI RIBALTAMENTO ARATRO
PLOUGH OVERTURNING VALVE
PFLUGWENDEVENTIL

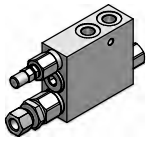

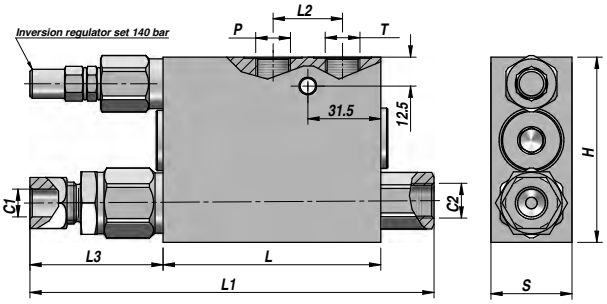

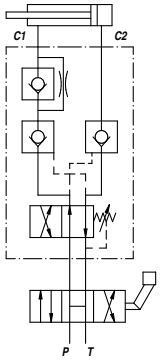

Codice Code Bestell-Nr.	P - T BSP	C2 BSP	C1	Inversion Pressure MAX bar	P MAX bar	Tipo Type Typ	L	L1	L2	L3	H	S	kg
V1867.0282	3/8"	3/8"	Ø12	250	400	VRAP 40/ 50 DE	94	176	30	58	80	35	2,13
V1867.0600	3/8"	3/8"	Ø12	250	400	VRAP 60/ 80 DE	94	176	30	58	80	35	2,14
V1867.0601	3/8"	3/8"	Ø12	250	400	VRAP 80/100 DE	94	176	30	58	80	35	2,14
V1867.0302	3/8"	3/8"	Ø12	250	400	VRAP 100/110 DE	94	176	30	58	80	35	2,14
V1867.0320	3/8"	3/8"	Ø12	250	400	VRAP 110/130 DE	94	176	30	58	80	35	2,13

MONTAGGIO SU CILINDRO
CYLINDER MOUNTING
MONTAGE AM ZYLINDER

MATERIALE - MATERIAL: ACCIAIO - STEEL - STAHL

VALVOLA DI COMMUTAZIONE
SHUTTLE VALVE
WECHSELVENTIL

VU/SF



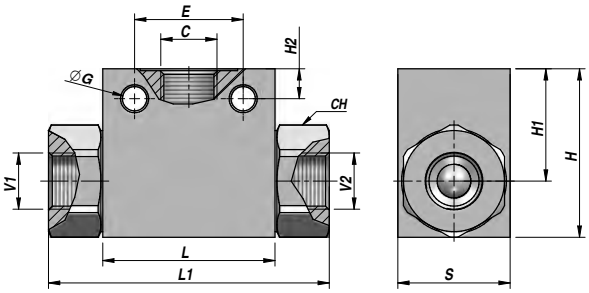

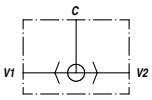

Codice Code Bestell-Nr.	C BSP	V1 - V2 BSP	Q MAX l/min	P MAX bar	Tipo Type Typ	L	L1	ØG	E	H2	CH	H1	H	S	kg
VSG390.100000	1/4"	1/4"	35	500	VU/SF 010	36	69	5,5	25	7,5	22	22,5	35	25	0,27
VSG390.200000	3/8"	3/8"	50	500	VU/SF 020	45	75	6,5	29	8	27	30	45	30	0,46
VSG390.300000	1/2"	1/2"	90	500	VU/SF 030	57	94	5,5	36	9	30	32	50	35	0,74
VSG390.400000	3/4"	3/4"	140	350	VU/SF 040	65	100	6,5	50	6,5	41	37,5	60	50	1,41
VSG390.500000	1"	1"	180	300	VU/SF 050	80	126	10,5	60	11	46	54,5	80	50	1,87

MONTAGGIO IN LINEA
LINE MOUNTING
REIHENMONTAGE

MATERIALE - MATERIAL: ACCIAIO - STEEL - STAHL

VALVOLA DI FINE CORSA - NORMALMENTE CHIUSO
END-STROKE VALVE - NORMALLY CLOSED
HUBBEGRENZUNGSVENTIL - NORMALERWEISE GESCHLOSSEN

FCV...NC

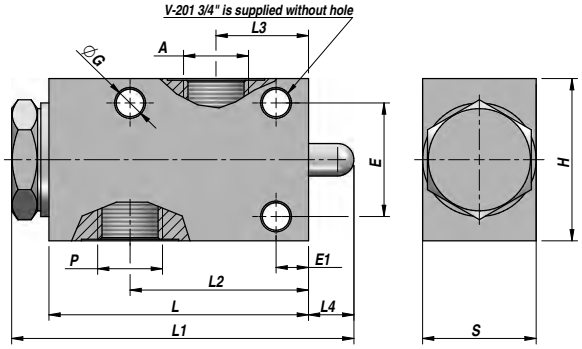

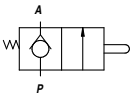

Codice Code Bestell-Nr.	A - P BSP	Q MAX l/min	P MAX bar	Tipo Type Typ	L	L1	L2	L3	L4	ØG	E	E1	H	S	kg
V7015.0600	3/8"	40	350	FC V-101 NC	80	105	55	30	14	8,5	35	10	50	35	0,96
V7015.0800	1/2"	60	350	FC V-121 NC	80	105	55	28,5	14	8,5	35	10	50	35	0,93
V7015.1200	3/4"	100	350	FC V-201 NC	88	115	61	23	14	8,5	50	20	70	45	0,86

MONTAGGIO IN LINEA
LINE MOUNTING
REIHENMONTAGE

MATERIALE - MATERIAL: ACCIAIO - STEEL - STAHL

FCV...NA

VALVOLA DI FINE CORSA - NORMALMENTE APERTO
END-STROKE VALVE - NORMALLY OPEN
HUBBEGRENZUNGSVENTIL - NORMALERWEISE OFFEN

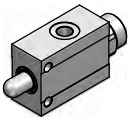

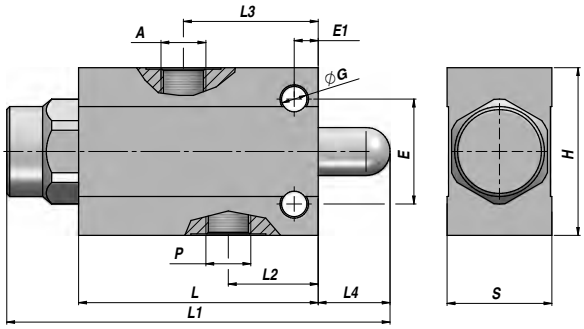

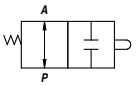

Codice Code Bestell-Nr.	A - P BSP	Q MAX l/min	P MAX bar	Tipo Type Typ	L	L1	L2	L3	L4	ØG	E	E1	H	S	kg
V7090.0817	3/8"	35	350	FC V-101 NA	80	129	30	45	24	8,5	35	8	56	35	1,24
V7090.0818	1/2"	50	350	FC V-121 NA	80	129	30	45	24	8,5	35	8	62	35	1,38

MONTAGGIO IN LINEA
LINE MOUNTING
REIHENMONTAGE

MATERIALE - MATERIAL: ACCIAIO - STEEL - STAHL

FCR-1T NA

VALVOLA DI FINE CORSA - NORMALMENTE APERTO
END-STROKE VALVE - NORMALLY OPEN
HUBBEGRENZUNGSVENTIL - NORMALERWEISE OFFEN



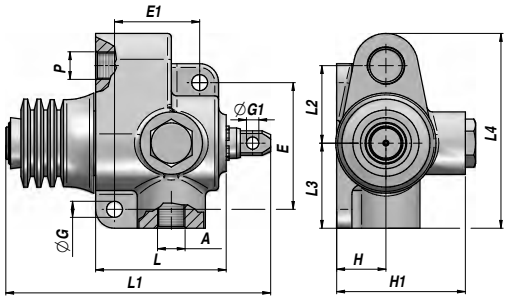

FCR-1T 3/8" - 1/2"

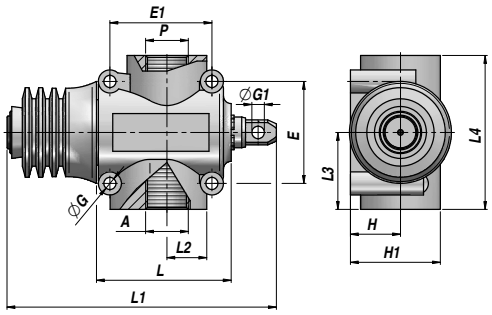

FCR-1T 3/4"

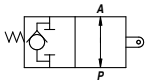

Codice Code Bestell-Nr.	A - P BSP	Q MAX l/min	P MAX bar	Tipo Type Typ	L	L1	L2	L3	L4	ØG	ØG1	E	E1	H	H1	kg
V7090.0824	3/8"	60	350	FCR-1T 60-NA 38	69	130	41	45	103	8,5	6,5	66	45	26	68	1,63
V7090.0826	1/2"	80	350	FCR-1T 80-NA 12	69	130	41	45	103	8,5	6,5	66	45	26	68	1,62
V7090.1200	3/4"	120	350	FCR-1T120-NA 34	88	173	23,5	46	92	8,5	13	50	56	27,5	50	2,11

MONTAGGIO IN LINEA
LINE MOUNTING
REIHENMONTAGE

MATERIALE - MATERIAL: GHISA - CAST IRON - HYDRAULIKGUSS

VALVOLA DI FINE CORSA - NORMALMENTE CHIUSO
END-STROKE VALVE - NORMALLY CLOSED
HUBBEGRENZUNGSVENTIL - NORMALERWEISE GESCHLOSSEN

FCR-2T NC

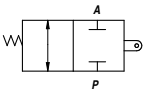

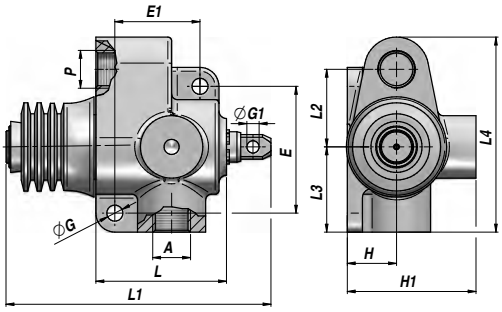

FCR-2T 3/8" - 1/2"

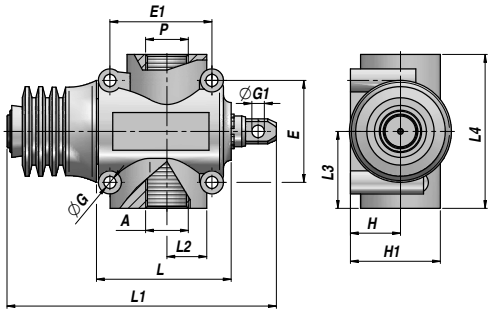

FCR-2T 3/4"

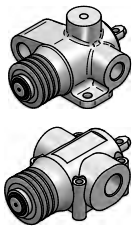

Codice Code Bestell-Nr.	A - P BSP	Q MAX l/min	P MAX bar	Tipo Type Typ	L	L1	L2	L3	L4	ØG	ØG1	E	E1	H	H1	kg
V7090.0820	3/8"	60	350	FCR-2T 60-NC 38	69	130	41	45	103	8,5	6,5	66	45	26	68	1,65
V7090.0822	1/2"	80	350	FCR-2T 80-NC 12	69	130	41	45	103	8,5	6,5	66	45	26	68	1,65
V7090.0823	3/4"	120	350	FCR-2T120-NC 34	88	179	23,5	46	92	8,5	13	50	56	27,5	50	2,20

MONTAGGIO IN LINEA
LINE MOUNTING
REIHENMONTAGE

MATERIALE - MATERIAL: GHISA - CAST IRON - HYDRAULIKGUSS

COLLETTORE PER VALVOLA "VUBA"
"VUBA" VALVE ADAPTER
GEHÄUSE FÜR "VUBA" VENTILE

VCG391 VCG392

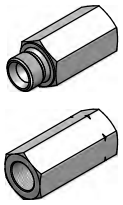

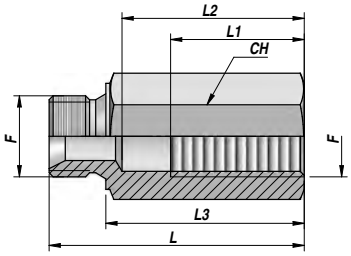

TYPE CMF

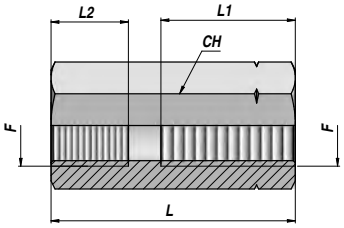

TYPE CFF

Codice Code Bestell-Nr.	F BSP	P MAX bar	Tipo Type Typ	L	L1	L2	L3	CH	kg x 100
MASCHIO-FEMMINA MALE-FEMALE AUSSEN-INNENGEWINDE									
VCG391.100000	1/4"	300	CMFxVUBA-010	50	23	31	38	19	7,00
VCG391.200000	3/8"	300	CMFxVUBA-020	60	30	43	48	22	9,50
VCG391.300000	1/2"	300	CMFxVUBA-030	63	33	45	49	27	14,70
VCG391.400000	3/4"	300	CMFxVUBA-040	75	36	50	59	32	22,50
VCG391.500000	1"	250	CMFxVUBA-050	88	46	60	70	41	42,50
FEMMINA-FEMMINA FEMALE-FEMALE INNEN-INNENGEWINDE									
VCG392.100000	1/4"	300	CFFxVUBA-010	50	20	12	-	19	7,00
VCG392.200000	3/8"	300	CFFxVUBA-020	58	27	14	-	22	9,80
VCG392.300000	1/2"	300	CFFxVUBA-030	60	33	19	-	27	14,50
VCG392.400000	3/4"	300	CFFxVUBA-040	76	36	19	-	32	22,20
VCG392.500000	1"	250	CFFxVUBA-050	85	46	18	-	41	43,50

MATERIALE - MATERIAL: ACCIAIO - STEEL - STAHL

VCG502 VCG503

COLLETTORE PER VALVOLA "VRD"
"VRD" VALVE ADAPTER
GEHÄUSE FÜR "VRD" VENTILE

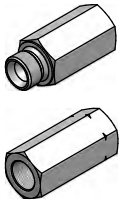

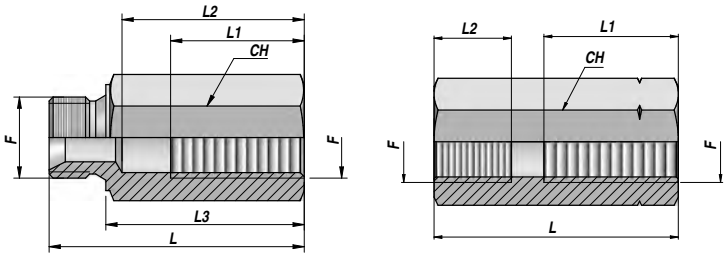

TYPE CMF — TYPE CFF

Codice Code Bestell-Nr.	F BSP	P MAX bar	Tipo Type Typ	L	L1	L2	L3	CH	kg x 100
MASCHIO-FEMMINA MALE-FEMALE AUSSEN-INNENGEWINDE									
VCG502.200000	3/8"	300	CMFxVRD 020	82	41	63	70	22	11,00
VCG502.300000	1/2"	300	CMFxVRD 030	100	45	79	86	27	16,50
VCG502.400000	3/4"	300	CMFxVRD 040	112	55	86	96	32	25,00
FEMMINA-FEMMINA FEMALE-FEMALE INNEN-INNENGEWINDE									
VCG503.200000	3/8"	300	CFFxVRD 020	70	37	14	-	22	11,00
VCG503.300000	1/2"	300	CFFxVRD 030	80	41	16	-	27	16,50
VCG503.400000	3/4"	300	CFFxVRD 040	100	54	19	-	32	25,00

MATERIALE - MATERIAL: ACCIAIO - STEEL - STAHL

VCG506 VCG507

COLLETTORE PER VALVOLA "VSC"
"VSC" VALVE ADAPTER
GEHÄUSE FÜR "VSC" VENTILE

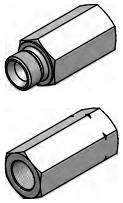

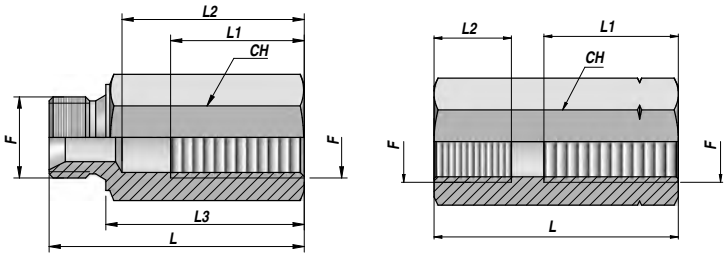

TYPE CMF — TYPE CFF

Codice Code Bestell-Nr.	F BSP	P MAX bar	Tipo Type Typ	L	L1	L2	L3	CH	kg x 100
MASCHIO-FEMMINA MALE-FEMALE AUSSEN-INNENGEWINDE									
VCG506.100000	1/4"	300	CMFxVSC 010	62	42	45	50	19	7,00
VCG506.200000	3/8"	300	CMFxVSC 020	82	41	63	70	22	9,50
FEMMINA-FEMMINA FEMALE-FEMALE INNEN-INNENGEWINDE									
VCG507.100000	1/4"	300	CFFxVSC 010	61	24	12	-	19	8,00
VCG507.200000	3/8"	300	CFFxVSC 020	70	37	14	-	22	11,00

MATERIALE - MATERIAL: ACCIAIO - STEEL - STAHL

VALVOLA A SFERA A 2 VIE
2-WAY BALL VALVE
2-WEGE KUGELHAHN

RS 2

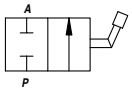

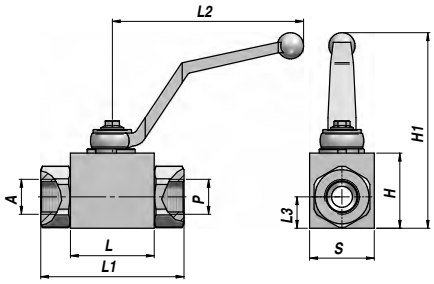

RS2

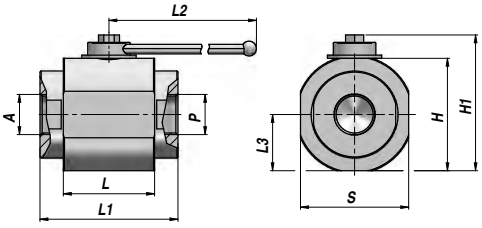

RS2B

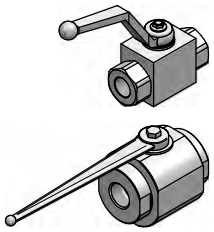

Codice Code Bestell-Nr.	A - P BSP	Schema Scheme Schema	Q MAX l/min	P MAX bar	Tipo Type Typ	L	L1	L2	L3	H	H1	S	kg
DRS2040000	1/4"	--	25	500	RS 2 DN 6	42,4	71	110	14,5	35	91,5	30	0,50
DRS2060000	3/8"	--	35	500	RS 2 DN10	44,4	73	110	17,4	40	96,5	35	0,65
DRS2080000	1/2"	--	60	500	RS 2 DN13	48,4	83	110	18	43	99,5	37	0,77
DRS2120000	3/4"	--	100	400	RS 2 DN20	62,5	95	180	23,4	55	106,5	45	1,46
DRS2160000	1"	--	160	350	RS 2 DN25	66,5	112	180	29,5	65	116,5	55	2,23
DRS2200000	1"1/4-R	--	160	350	RS 2 DN25	66,5	120	180	29,5	65	116,5	55	2,30
DRS2240000	1"1/2	--	--	350	RS 2B DN40	85	131	300	53,5	107	134,5	102	7,39
DRS2320000	2"	--	--	350	RS 2B DN50	98	140	300	57	114	141,5	118	9,05

A RICHIESTA - ON REQUEST - AUF ANFRAGE: FORI DI FISSAGGIO - FIXING HOLES - FIXIERUNGSBOHRUNGEN

MONTAGGIO IN LINEA
LINE MOUNTING
REIHENMONTAGE

MATERIALE - MATERIAL: ACCIAIO - STEEL - STAHL
A RICHIESTA - ON REQUEST - AUF ANFRAGE: INOX AISI 316

VALVOLA A SFERA A 3 VIE - CENTRO CHIUSO
3-WAY BALL VALVE - CLOSED CENTRE
3-WEGE KUGELHAHN - GESCHLOSSENE RUHESTELLUNG

RS 3/L

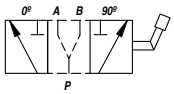

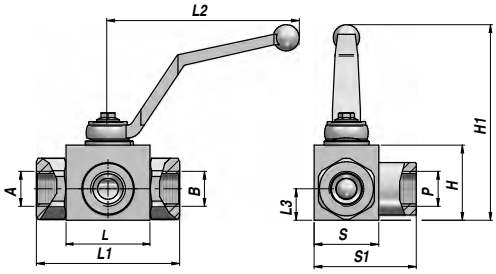

RS3/L

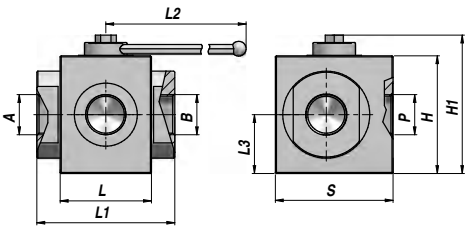

RS3B/L



Codice Code Bestell-Nr.	P A - B BSP	Schema Scheme Schema	Q MAX l/min	P MAX bar	Tipo Type Typ	L	L1	L2	L3	H	H1	S	S1	kg
DRS3040000	1/4"	L	25	400	RS 3/L DN 6	42,4	71	110	14,5	35	91,5	30	48,5	0,54
DRS3060000	3/8"	L	35	400	RS 3/L DN10	44,4	73	110	17,4	40	96,5	35	54,5	0,70
DRS3080000	1/2"	L	60	350	RS 3/L DN13	48,4	83	110	18	43	99,5	37	58,5	0,83
DRS3120000	3/4"	L	100	350	RS 3/L DN20	62,5	95	180	23,4	55	106,5	45	75	1,58
DRS3160000	1"	L	160	350	RS 3/L DN25	66,5	112	180	29,5	65	116,5	55	87,5	2,42
DRS3200000	1"1/4-R	L	160	350	RS 3/L DN25	66,5	120	180	29,5	65	116,5	55	87,5	2,60
DRS3240000	1"1/2	L	--	350	RS 3B/L DN40	85	131	300	53,5	107	134,5	115	-	8,63
DRS3320000	2"	L	--	350	RS 3B/L DN50	98	140	300	57	114	141,5	128	-	10,61

A RICHIESTA - ON REQUEST - AUF ANFRAGE: FORI DI FISSAGGIO - FIXING HOLES - FIXIERUNGSBOHRUNGEN

MONTAGGIO IN LINEA
LINE MOUNTING
REIHENMONTAGE

MATERIALE - MATERIAL: ACCIAIO - STEEL - STAHL
A RICHIESTA - ON REQUEST - AUF ANFRAGE: INOX AISI 316

RS 3/T

VALVOLA A SFERA A 3 VIE - CENTRO APERTO
3-WAY BALL VALVE - OPEN CENTRE
3-WEGE KUGELHAHN - OFFENE RUHESTELLUNG

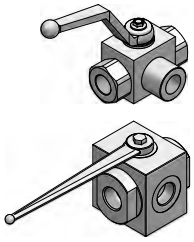

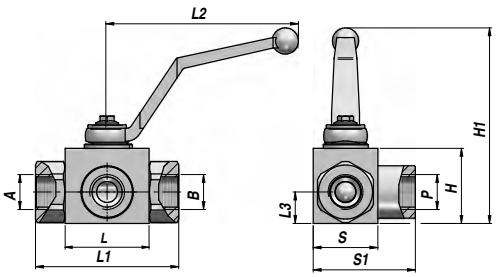

RS 3/T

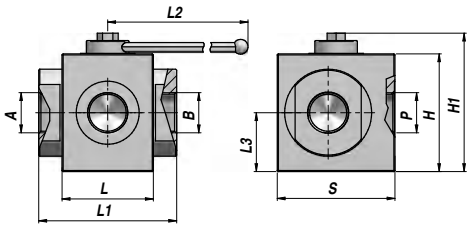

RS3B/T

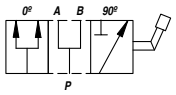

Codice Code Bestell-Nr.	P A - B BSP	Schema Scheme Schema	Q MAX l/min	P MAX bar	Tipo Type Typ	L	L1	L2	L3	H	H1	S	S1	kg
DRST304000	1/4"	T	25	400	RS 3/T DN 6	42,4	71	110	14,5	35	91,5	30	48,5	0,54
DRST306000	3/8"	T	35	400	RS 3/T DN10	44,4	73	110	17,4	40	96,5	35	54,5	0,70
DRST308000	1/2"	T	60	350	RS 3/T DN13	48,4	83	110	18	43	99,5	37	58,5	0,83
DRST312000	3/4"	T	100	350	RS 3/T DN20	62,5	95	180	23,4	55	106,5	45	75	1,58
DRST316000	1"	T	160	350	RS 3/T DN25	66,5	112	180	29,5	65	116,5	55	87,5	2,42
DRST320000	1"1/4-R	T	160	350	RS 3/T DN25	66,5	120	180	29,5	65	116,5	55	87,5	2,60
DRST324000	1"1/2	T	--	350	RS 3B/T DN40	85	131	300	53,5	107	134,5	115	-	8,63
DRST332000	2"	T	--	350	RS 3B/T DN50	98	140	300	57	114	141,5	128	-	10,61

A RICHIESTA - ON REQUEST - AUF ANFRAGE: FORI DI FISSAGGIO - FIXING HOLES - FIXIERUNGSBOHRUNGEN

MONTAGGIO IN LINEA
LINE MOUNTING
REIHENMONTAGE

MATERIALE - MATERIAL: ACCIAIO - STEEL - STAHL
A RICHIESTA - ON REQUEST - AUF ANFRAGE: INOX AISI 316

DDF3-A

DEVIATORE A 3 VIE - CENTRO APERTO
3-WAY FLOW DEFLECT VALVE - OPEN CENTRE
3-WEGE UMSCHALTHAHN - OFFENE RUHESTELLUNG

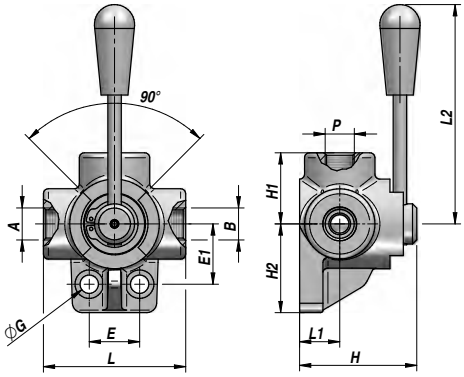

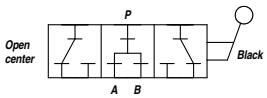

Codice Code Bestell-Nr.	P A - B BSP	Q MAX l/min	P MAX bar	Tipo Type Typ	L	L1	L2	ØG	E	E1	H	H1	H2	kg
V70367.A00600	3/8"	60	315	DDF3-A 020	73	21	135	8,5	24	31	62	36,5	42	0,87
V70367.A00800	1/2"	90	280	DDF3-A 030	85	24	130	11	30	36	70	42,5	53	1,42
V70367.A01200	3/4"	120	250	DDF3-A 040	91	28	130	11	32	41	80	45,5	56	1,84
V70367.A01600	1"	180	220	DDF3-A 050	98	31,5	160	11	32	50	90	49	64	2,51
V70367.A02400	1"1/2	280	200	DDF3-A 070	128	44	160	10,5	42	64	115	64	80	6,10

MONTAGGIO IN LINEA
LINE MOUNTING
REIHENMONTAGE

MATERIALE - MATERIAL: GHISA - CAST IRON - HYDRAULIKGUSS

DEVIATORE A 3 VIE - CENTRO CHIUSO
3-WAY FLOW DEFLECT VALVE - CLOSED CENTRE
3-WEGE UMSCHALTHAHN - GESCHLOSSENE RUHESTELLUNG

DDF3-C

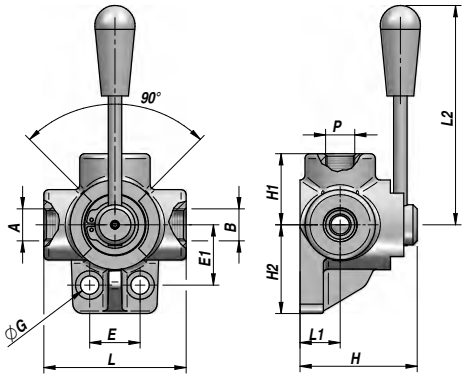

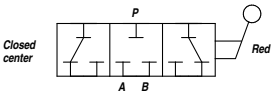

Codice Code Bestell-Nr.	P A - B BSP	Q MAX l/min	P MAX bar	Tipo Type Typ	L	L1	L2	ØG	E	E1	H	H1	H2	kg
V70367.C00600	3/8"	60	315	DDF3-C 020	73	21	135	8,5	24	31	62	36,5	42	0,87
V70367.C00800	1/2"	90	280	DDF3-C 030	85	24	130	11	30	36	70	42,5	53	1,42
V70367.C01200	3/4"	120	250	DDF3-C 040	91	28	130	11	32	41	80	45,5	56	1,84
V70367.C01600	1"	180	220	DDF3-C 050	98	31,5	160	11	32	50	90	49	64	2,51

MONTAGGIO IN LINEA
LINE MOUNTING
REIHENMONTAGE

MATERIALE - MATERIAL: GHISA - CAST IRON - HYDRAULIKGUSS

DEVIATORE A 3 VIE "AP...A" - CENTRO APERTO - ALTA PRESSIONE
3-WAY FLOW DEFLECT VALVE "AP...A" - OPEN CENTRE - HIGH PRESSURE
3-WEGE UMSCHALTHAHN "AP...A" - OFFENE RUHESTELLUNG - HOCHDRUCK

DDF 3 AP...A

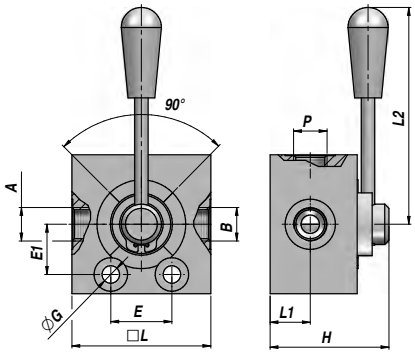

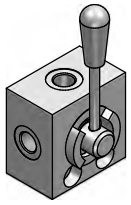

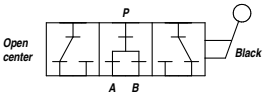

Codice Code Bestell-Nr.	P A - B BSP	Q MAX l/min	P MAX bar	Tipo Type Typ	L	L1	L2	ØG	E	E1	H	kg
V71367.A00600	3/8"	60	450	DDF3 AP 020 A	68	21	135	8,5	30	24,75	62	1,38
V71367.A00800	1/2"	90	400	DDF3 AP 030 A	83	24	130	10,5	36,5	30	71	2,38
V71367.A01200	3/4"	120	350	DDF3 AP 040 A	87	28	130	11	32	30,5	80	2,88
V71367.A01600	1"	180	320	DDF3 AP 050 A	106	31,5	160	11	60	38	89	4,76

MONTAGGIO IN LINEA
LINE MOUNTING
REIHENMONTAGE

MATERIALE - MATERIAL: GHISA - CAST IRON - HYDRAULIKGUSS
(corpo zincato - zinc-plated body - verzinkter Körper)

DDF3 AP...C

DEVIATORE A 3 VIE "AP...C" - CENTRO CHIUSO - ALTA PRESSIONE
3-WAY FLOW DEFLECT VALVE "AP...C" - CLOSED CENTRE - HIGH PRESSURE
3-WEGE UMSCHALTHAHN "AP...C" - GESCHLOSSENE RUHESTELLUNG - HOCHDRUCK

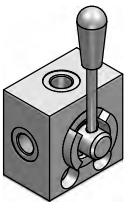

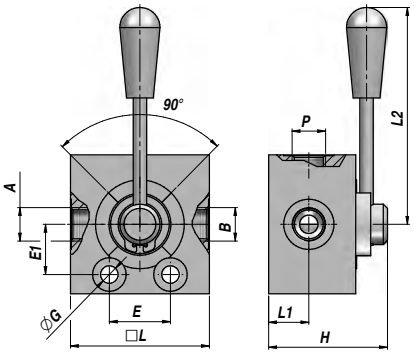

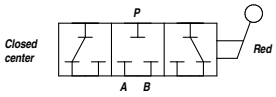

Codice Code Bestell-Nr.	P A - B BSP	Q MAX l/min	P MAX bar	Tipo Type Typ	L	L1	L2	ØG	E	E1	H	kg
V71367.C00600	3/8"	60	450	DDF3 AP 020 C	68	21	135	8,5	30	24,75	62	1,38
V71367.C00800	1/2"	90	400	DDF3 AP 030 C	83	24	130	10,5	36,5	30	71	2,38
V71367.C01200	3/4"	120	350	DDF3 AP 040 C	87	28	130	11	32	30,5	80	2,88
V71367.C01600	1"	180	320	DDF3 AP 050 C	106	31,5	160	11	60	38	89	4,76

MONTAGGIO IN LINEA
LINE MOUNTING
REIHENMONTAGE

MATERIALE - MATERIAL: GHISA - CAST IRON - HYDRAULIKGUSS
(corpo zincato - zinc-plated body - verzinkter Körper)

DDF6-A

DEVIATORE A 6 VIE - CENTRO APERTO
6-WAY FLOW DEFLECT VALVE - OPEN CENTRE
6-WEGE UMSCHALTHAHN - OFFENE RUHESTELLUNG



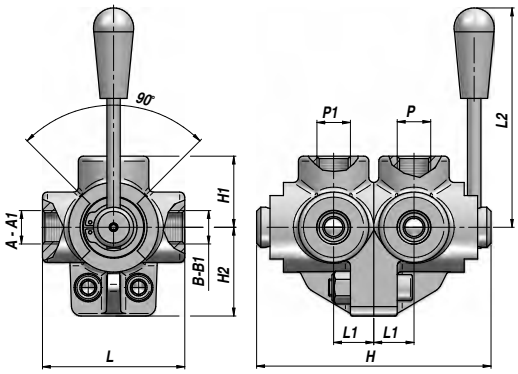

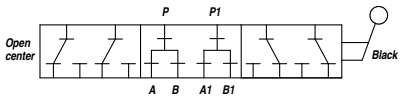

Codice Code Bestell-Nr.	P A - B BSP	P1 A1 - B1 BSP	Q MAX l/min	P MAX bar	Tipo Type Typ	L	L1	L2	H	H1	H2	kg
V70667.A00600	3/8"	3/8"	60	315	DDF6-A 020	73	21	135	124	36,5	42	1,76
V70667.A00800	1/2"	1/2"	90	280	DDF6-A 030	85	24	130	140	42,5	53	2,90
V70667.A01200	3/4"	3/4"	120	250	DDF6-A 040	91	28	130	160	45,5	56	3,74
V70667.A01600	1"	1"	180	220	DDF6-A 050	98	31,5	160	180	49	64	5,20

MONTAGGIO IN LINEA
LINE MOUNTING
REIHENMONTAGE

MATERIALE - MATERIAL: GHISA - CAST IRON - HYDRAULIKGUSS

DEVIATORE A 6 VIE - CENTRO CHIUSO
6-WAY FLOW DEFLECT VALVE - CLOSED CENTRE
6-WEGE UMSCHALTHAHN - GESCHLOSSENE RUHESTELLUNG

DDF6-C

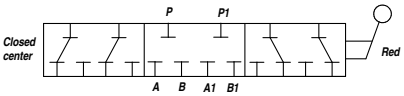

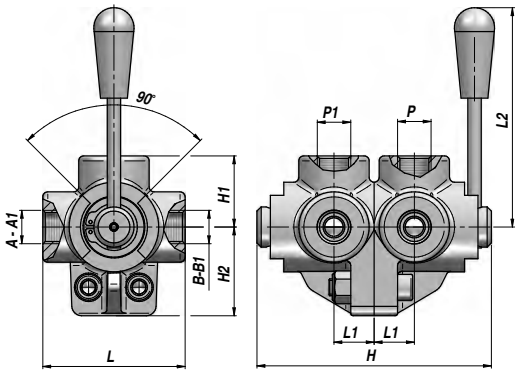



Codice Code Bestell-Nr.	P A - B BSP	P1 A1 - B1 BSP	Q MAX l/min	P MAX bar	Tipo Type Typ	L	L1	L2	H	H1	H2	kg
V70667.C00600	3/8"	3/8"	60	315	DDF6-C 020	73	21	135	124	36,5	42	1,76
V70667.C00800	1/2"	1/2"	90	280	DDF6-C 030	85	24	130	140	42,5	53	2,90
V70667.C01200	3/4"	3/4"	120	250	DDF6-C 040	91	28	130	160	45,5	56	3,74
V70667.C01600	1"	1"	180	220	DDF6-C 050	98	31,5	160	180	49	64	5,20

MONTAGGIO IN LINEA
LINE MOUNTING
REIHENMONTAGE

MATERIALE - MATERIAL: GHISA - CAST IRON - HYDRAULIKGUSS

INVERTITORE A 4 VIE - CENTRO APERTO
4-WAY FLOW REVERSE - OPEN CENTRE
4-WEGE UMSCHALTHAHN - OFFENE RUHESTELLUNG

IDF4-A

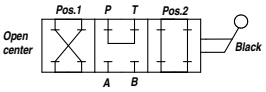

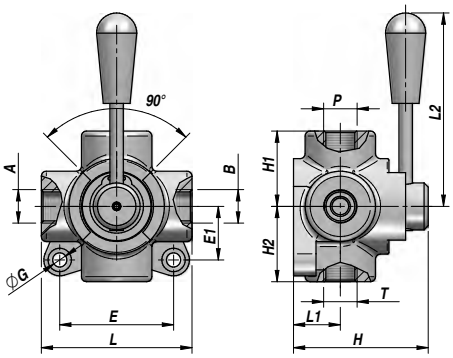

Codice Code Bestell-Nr.	P - T BSP	A - B BSP	Q MAX l/min	P MAX bar	Tipo Type Typ	L	L1	L2	ØG	E	E1	H	H1	H2	kg
V70467.A00600	3/8"	3/8"	35	300	IDF4-A 020	77	24	130	8,5	54	27	71	38,5	38,5	1,23
V70467.A00800	1/2"	1/2"	50	250	IDF4-A 030	90	28	130	8,5	68	32	80	45	45	1,89
V70467.A01200	3/4"	3/4"	90	220	IDF4-A 040	95	32	160	8,5	74	38	90	47,5	47,5	2,56

MONTAGGIO IN LINEA
LINE MOUNTING
REIHENMONTAGE

MATERIALE - MATERIAL: GHISA - CAST IRON - HYDRAULIKGUSS

IDF4-C

INVERTITORE A 4 VIE - CENTRO CHIUSO
4-WAY FLOW REVERSE - CLOSED CENTRE
4-WEGE UMSCHALTHAHN - GESCHLOSSENE RUHESTELLUNG

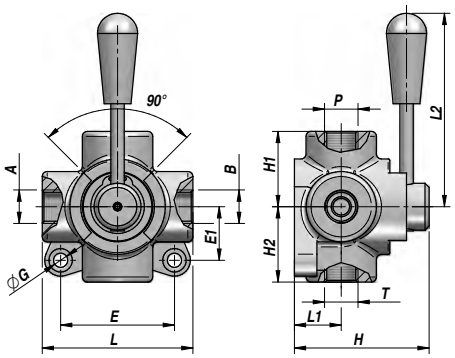

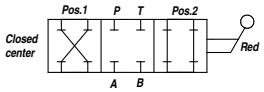

Codice Code Bestell-Nr.	P - T BSP	A - B BSP	Q MAX l/min	P MAX bar	Tipo Type Typ	L	L1	L2	ØG	E	E1	H	H1	H2	kg
V70467.C00600	3/8"	3/8"	35	300	IDF4-C 020	77	24	130	8,5	54	27	71	38,5	38,5	1,23
V70467.C00800	1/2"	1/2"	50	250	IDF4-C 030	90	28	130	8,5	68	32	80	45	45	1,89
V70467.C01200	3/4"	3/4"	90	220	IDF4-C 040	95	32	160	8,5	74	38	90	47,5	47,5	2,56

MONTAGGIO IN LINEA
LINE MOUNTING
REIHENMONTAGE

MATERIALE - MATERIAL: GHISA - CAST IRON - HYDRAULIKGUSS

IDF8-A

INVERTITORE A 8 VIE - CENTRO APERTO
8-WAY FLOW REVERSE - OPEN CENTRE
8-WEGE UMSCHALTHAHN - OFFENE RUHESTELLUNG



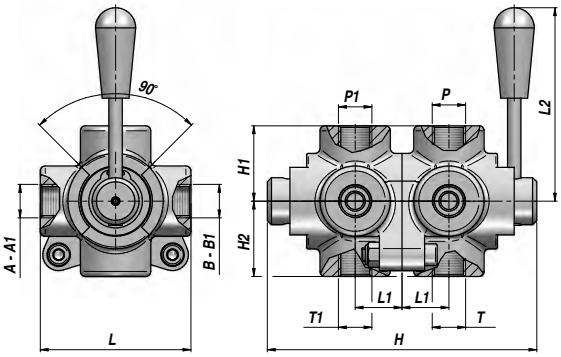

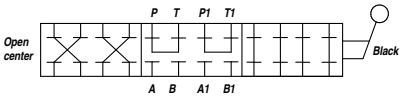

Codice Code Bestell-Nr.	P - T A - B BSP	P1 - T1 A1 - B1 BSP	Q MAX l/min	P MAX bar	Tipo Type Typ	L	L1	L2	H	H1	H2	kg
V70867.A00600	3/8"	3/8"	35	300	IDF8-A 020	77	24	130	142	38,5	38,5	2,50
V70867.A00800	1/2"	1/2"	50	250	IDF8-A 030	90	28	130	160	45	45	3,80
V70867.A01200	3/4"	3/4"	90	220	IDF8-A 040	95	32	160	180	47,5	47,5	5,20

MONTAGGIO IN LINEA
LINE MOUNTING
REIHENMONTAGE

MATERIALE - MATERIAL: GHISA - CAST IRON - HYDRAULIKGUSS

INVERTITORE A 8 VIE - CENTRO CHIUSO
8-WAY FLOW REVERSE - CLOSED CENTRE
8-WEGE UMSCHALTHAHN - GESCHLOSSENE RUHESTELLUNG

IDF8-C

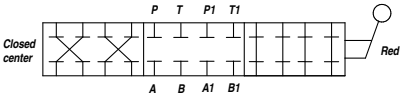

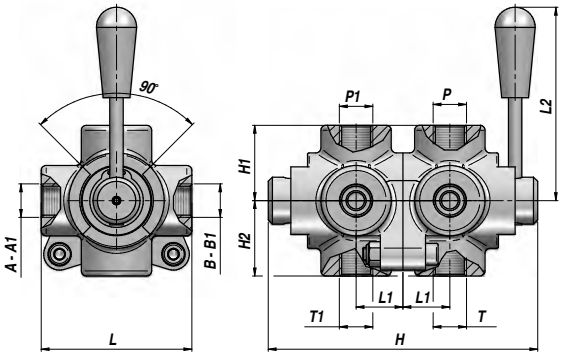

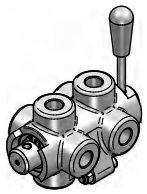

Codice Code Bestell-Nr.	P - T A - B BSP	P1 - T1 A1 - B1 BSP	Q MAX l/min	P MAX bar	Tipo Type Typ	L	L1	L2	H	H1	H2	kg
V70867.C00600	3/8"	3/8"	35	300	IDF8-C 020	77	24	130	142	38,5	38,5	2,50
V70867.C00800	1/2"	1/2"	50	250	IDF8-C 030	90	28	130	160	45	45	3,80
V70867.C01200	3/4"	3/4"	90	220	IDF8-C 040	95	32	160	180	47,5	47,5	5,20

MONTAGGIO IN LINEA
LINE MOUNTING
REIHENMONTAGE

MATERIALE - MATERIAL: GHISA - CAST IRON - HYDRAULIKGUSS

LC1 CETOP 3

ELETTROVALVOLA A COMANDO DIRETTO
SOLENOID OPERATED DIRECTIONAL VALVE
DIREKT GESTEUERTE MAGNETWEGEVENTILE

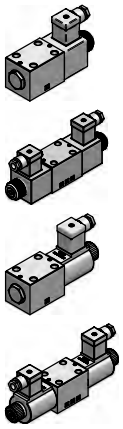

LC1-AZ

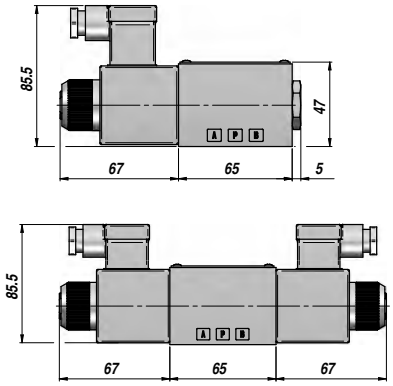

LC1-DZ

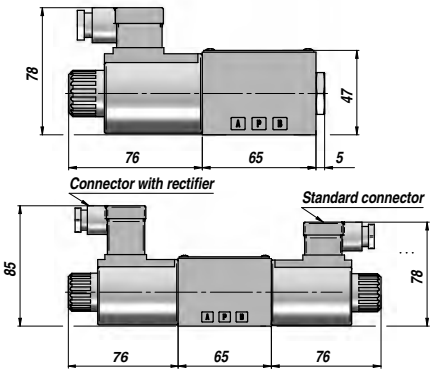

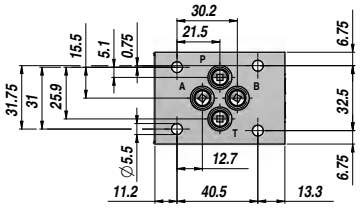

Codice Code Bestell-Nr.	Tipo Type Typ	Tensione Voltage Spannung	Simbolo Idraulico Hydraulic Symbol Hydrauliksymbol	Q MAX l/min	P MAX bar	kg
EL10A02002450	LC1-A201 AZ	24/50VAC	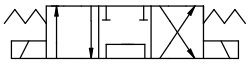	60	250	1,66
EL10A02011050	LC1-A201 AZ	110/50VAC		"	"	1,66
EL10A02022050	LC1-A201 AZ	220/50VAC		"	"	1,66
EL10A02012VDC	LC1-A201 DZ	12VDC	A201	70	310	1,82
EL10A02024VDC	LC1-A201 DZ	24VDC	(ex A2)	"	"	1,82
EL10B02002450	LC1-B201 AZ	24/50VAC	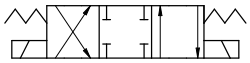	60	250	1,66
EL10B02011050	LC1-B201 AZ	110/50VAC		"	"	1,66
EL10B02022050	LC1-B201 AZ	220/50VAC		"	"	1,66
EL10B02012VDC	LC1-B201 DZ	12VDC	B201	70	310	1,82
EL10B02024VDC	LC1-B201 DZ	24VDC	(ex B2)	"	"	1,82
EL10C02002450	LC1-C201 AZ	24/50VAC	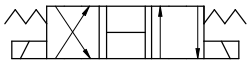	60	250	1,66
EL10C02011050	LC1-C201 AZ	110/50VAC		"	"	1,66
EL10C02022050	LC1-C201 AZ	220/50VAC		"	"	1,66
EL10C02012VDC	LC1-C201 DZ	12VDC	C201	70	310	1,82
EL10C02024VDC	LC1-C201 DZ	24VDC	(ex C2)	"	"	1,82
EL10E02002450	LC1-E201 AZ	24/50VAC	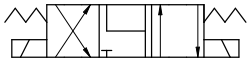	60	250	1,66
EL10E02011050	LC1-E201 AZ	110/50VAC		"	"	1,66
EL10E02022050	LC1-E201 AZ	220/50VAC		"	"	1,66
EL10E02012VDC	LC1-E201 DZ	12VDC	E201	70	310	1,82
EL10E02024VDC	LC1-E201 DZ	24VDC	(ex E2)	"	"	1,82
EL10A11S02450	LC1-A301 AZ	24/50VAC	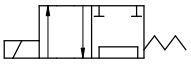	60	250	1,25
EL10A11S11050	LC1-A301 AZ	110/50VAC		"	"	1,25
EL10A11S22050	LC1-A301 AZ	220/50VAC		"	"	1,25
EL10A11S12VDC	LC1-A301 DZ	12VDC	A301	70	310	1,33
EL10A11S24VDC	LC1-A301 DZ	24VDC	(ex A11S)	"	"	1,33
EL10A11C02450	LC1-Y301 AZ	24/50VAC	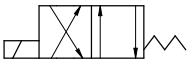	60	250	1,25
EL10A11C11050	LC1-Y301 AZ	110/50VAC		"	"	1,25
EL10A11C22050	LC1-Y301 AZ	220/50VAC		"	"	1,25
EL10A11C12VDC	LC1-Y301 DZ	12VDC	Y301	70	310	1,33
EL10A11C24VDC	LC1-Y301 DZ	24VDC	(ex A11C)	"	"	1,33
EL10B11C02450	LC1-B301 AZ	24/50VAC	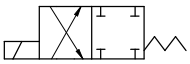	60	250	1,25
EL10B11C11050	LC1-B301 AZ	110/50VAC		"	"	1,25
EL10B11C22050	LC1-B301 AZ	220/50VAC		"	"	1,25
EL10B11C12VDC	LC1-B301 DZ	12VDC	B301	70	310	1,33
EL10B11C24VDC	LC1-B301 DZ	24VDC	(ex B11C)	"	"	1,33
EL10C11A02450	LC1-C301 AZ	24/50VAC		60	250	1,25
EL10C11A11050	LC1-C301 AZ	110/50VAC		"	"	1,25
EL10C11A22050	LC1-C301 AZ	220/50VAC		"	"	1,25
EL10C11A12VDC	LC1-C301 DZ	12VDC	C301	70	310	1,33
EL10C11A24VDC	LC1-C301 DZ	24VDC	(ex C11A)	"	"	1,33

A RICHIESTA - ON REQUEST - AUF ANFRAGE: ELETTROVALVOLE - SOLENOID DIRECTIONAL VALVES - MAGNETWEGEVENTILE TYP **LC0,4 (Cetop 2)**

CONTARINI®

ELETTROVALVOLA A COMANDO DIRETTO
SOLENOID OPERATED DIRECTIONAL VALVE
DIREKT GESTEUERTE MAGNETWEGEVENTILE

CETOP 5 **LC2**

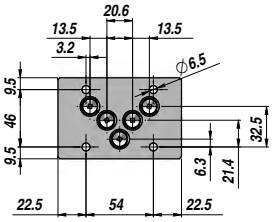

LC2-AZ

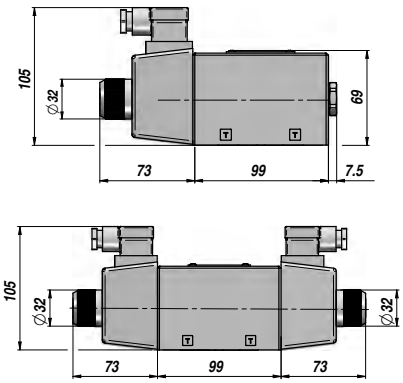

LC2-DZ

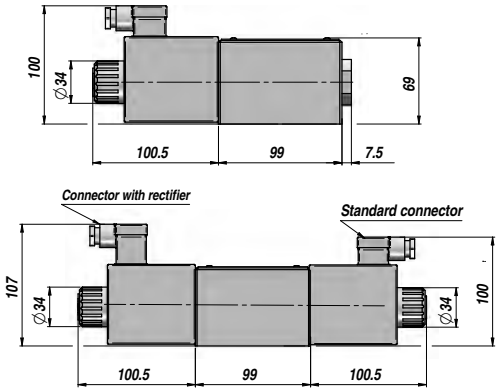

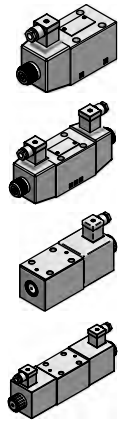

Codice Code Bestell-Nr.	Tipo Type Typ	Tensione Voltage Spannung	Simbolo Idraulico Hydraulic Symbol Hydrauliksymbol	Q MAX l/min	P MAX bar	kg
EL20A02002450	LC2-A201 AZ	24/50VAC	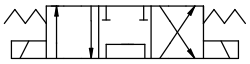	100	310	4,10
EL20A02011050	LC2-A201 AZ	110/50VAC		"	"	4,10
EL20A02022050	LC2-A201 AZ	220/50VAC		"	"	4,10
EL20A02012VDC	LC2-A201 DZ	12VDC	**A201**	120	"	5,10
EL20A02024VDC	LC2-A201 DZ	24VDC	**(ex A2)**	"	"	5,10
EL20B02002450	LC2-B201 AZ	24/50VAC	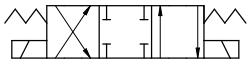	100	310	4,10
EL20B02011050	LC2-B201 AZ	110/50VAC		"	"	4,10
EL20B02022050	LC2-B201 AZ	220/50VAC		"	"	4,10
EL20B02012VDC	LC2-B201 DZ	12VDC	**B201**	120	"	5,10
EL20B02024VDC	LC2-B201 DZ	24VDC	**(ex B2)**	"	"	5,10
EL20C02002450	LC2-C201 AZ	24/50VAC	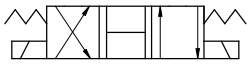	100	310	4,10
EL20C02011050	LC2-C201 AZ	110/50VAC		"	"	4,10
EL20C02022050	LC2-C201 AZ	220/50VAC		"	"	4,10
EL20C02012VDC	LC2-C201 DZ	12VDC	**C201**	120	"	5,10
EL20C02024VDC	LC2-C201 DZ	24VDC	**(ex C2)**	"	"	5,10
EL20E02002450	LC2-E201 AZ	24/50VAC	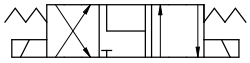	100	310	4,10
EL20E02011050	LC2-E201 AZ	110/50VAC		"	"	4,10
EL20E02022050	LC2-E201 AZ	220/50VAC		"	"	4,10
EL20E02012VDC	LC2-E201 DZ	12VDC	**E201**	120	"	5,10
EL20E02024VDC	LC2-E201 DZ	24VDC	**(ex E2)**	"	"	5,10
EL20A11S02450	LC2-A301 AZ	24/50VAC	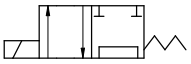	100	310	3,30
EL20A11S11050	LC2-A301 AZ	110/50VAC		"	"	3,30
EL20A11S22050	LC2-A301 AZ	220/50VAC		"	"	3,30
EL20A11S12VDC	LC2-A301 DZ	12VDC	**A301**	120	"	4,00
EL20A11S24VDC	LC2-A301 DZ	24VDC	**(ex A11S)**	"	"	4,00
EL20A11C02450	LC2-Y301 AZ	24/50VAC	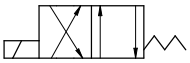	100	310	3,30
EL20A11C11050	LC2-Y301 AZ	110/50VAC		"	"	3,30
EL20A11C22050	LC2-Y301 AZ	220/50VAC		"	"	3,30
EL20A11C12VDC	LC2-Y301 DZ	12VDC	**Y301**	120	"	4,00
EL20A11C24VDC	LC2-Y301 DZ	24VDC	**(ex A11C)**	"	"	4,00
EL20B11C02450	LC2-B301 AZ	24/50VAC	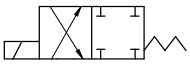	100	310	3,30
EL20B11C11050	LC2-B301 AZ	110/50VAC		"	"	3,30
EL20B11C22050	LC2-B301 AZ	220/50VAC		"	"	3,30
EL20B11C12VDC	LC2-B301 DZ	12VDC	**B301**	120	"	4,00
EL20B11C24VDC	LC2-B301 DZ	24VDC	**(ex B11C)**	"	"	4,00
EL20C11A02450	LC2-C301 AZ	24/50VAC		100	310	3,30
EL20C11A11050	LC2-C301 AZ	110/50VAC		"	"	3,30
EL20C11A22050	LC2-C301 AZ	220/50VAC		"	"	3,30
EL20C11A12VDC	LC2-C301 DZ	12VDC	**C301**	120	"	4,00
EL20C11A24VDC	LC2-C301 DZ	24VDC	**(ex C11A)**	"	"	4,00

A RICHIESTA - ON REQUEST - AUF ANFRAGE: VALVOLE MODULARI PER ELETTROVALVOLE **CETOP 2-3-5** - MODULAR VALVES FOR SOLENOID OPERATED DIRECTIONAL VALVES **CETOP 2-3-5** - SANDWICH-VENTILE FÜR MAGNETWEGEVENTILE **CETOP 2-3-5**

ES3-D-PL ES3-A-P CETOP 3

PIASTRA DI MONTAGGIO PER ELETTROVALVOLE SENZA VMP
SUB-PLATE FOR SOLENOID VALVES WITHOUT RELIEF VALVE
GRUNDPLATTEN FÜR MAGNETWEGEVENTILE OHNE DBV

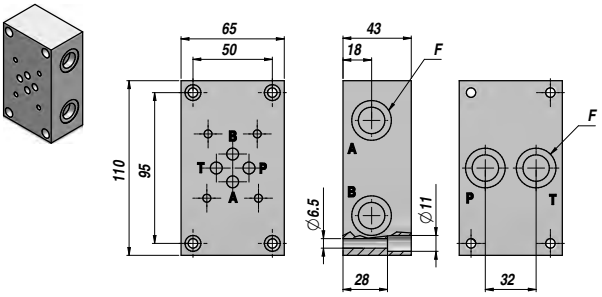

Codice Code Bestell-Nr.	Tipo Type Typ	F BSP	kg
EV95050005	ES3-D-38-PL	3/8"	1,80

MATERIALE - MATERIAL: GHISA - CAST IRON - HYDRAULIKGUSS

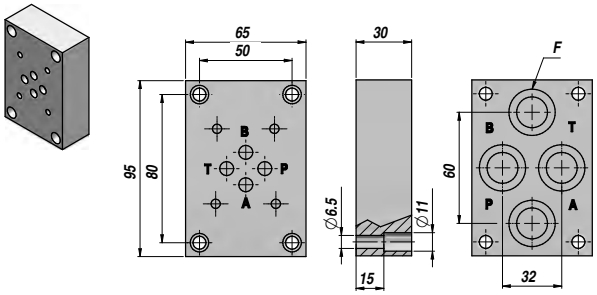

Codice Code Bestell-Nr.	Tipo Type Typ	F BSP	kg
EV95050003	ES3-A-38-P	3/8"	1,00

MATERIALE - MATERIAL: GHISA - CAST IRON - HYDRAULIKGUSS

ES5-A-PL ES5-A-P CETOP 5

PIASTRA DI MONTAGGIO PER ELETTROVALVOLE SENZA VMP
SUB-PLATE FOR SOLENOID VALVES WITHOUT RELIEF VALVE
GRUNDPLATTEN FÜR MAGNETWEGEVENTILE OHNE DBV

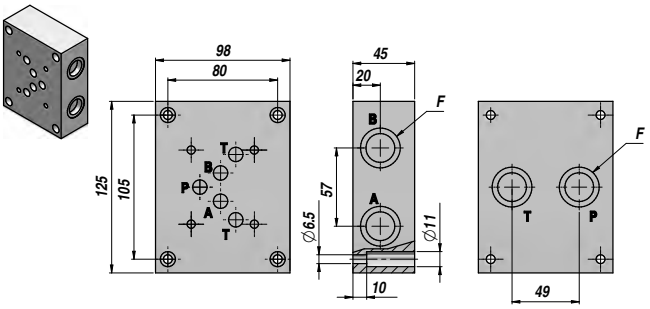

Codice Code Bestell-Nr.	Tipo Type Typ	F BSP	kg
EV95070005	ES5-A-12-PL	1/2"	3,50

MATERIALE - MATERIAL: GHISA - CAST IRON - HYDRAULIKGUSS

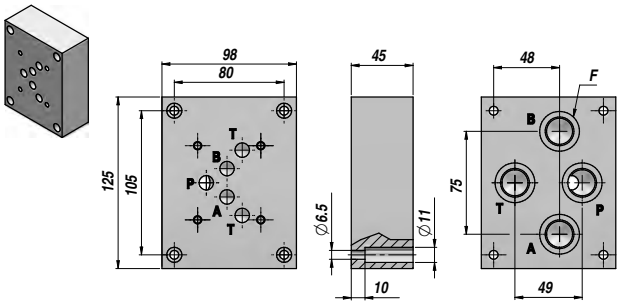

Codice Code Bestell-Nr.	Tipo Type Typ	F BSP	kg
EV95070001	ES5-A-12-P	1/2"	3,50

MATERIALE - MATERIAL: GHISA - CAST IRON - HYDRAULIKGUSS

A RICHIESTA - ON REQUEST - AUF ANFRAGE:

PIASTRE MONOBLOCCO - 10 SEZIONI MAX - CON / SENZA VALVOLA LIMITATRICE
MONOBLOCK SUB-PLATES - 10 SECTIONS MAX. - WITH / WITHOUT RELIEF VALVE
MONOBLOCK-GRUNDPLATTEN - MAX 10 SEKTIONEN - MIT / OHNE DBV

PIASTRE PER ELETTROVALVOLE CETOP 7 E CETOP 8
SUB-PLATES FOR SOLENOID VALVES CETOP 7 AND CETOP 8
GRUNDPLATTEN FÜR MAGNETWEGEVENTILE CETOP 7 UND CETOP 8

PIASTRA DI MONTAGGIO PER ELETTROVALVOLE CON VMP
SUB-PLATE FOR SOLENOID VALVES WITH RELIEF VALVE
GRUNDPLATTEN FÜR MAGNETWEGEVENTILE MIT DBV

CETOP 3 **ES3-B**

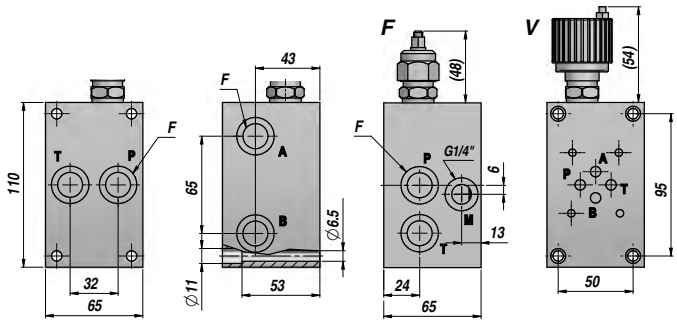

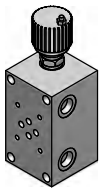

Codice Code Bestell-Nr.	Tipo Type Typ	F BSP	kg
EV95050024	ES3-B-38-X3 F	3/8"	3,00
EV95050014	ES3-B-38-X3 V	3/8"	3,00

CAMPO DI TARATURA - SETTING RANGE - EICHUNGSBEREICH
X0F - X0V : 5 - 50 bar
X1F - X1V : 30 - 100 bar
X2F - X2V : 50 - 210 bar
X3F - X3V :100 - 350 bar

MATERIALE - MATERIAL: GHISA - CAST IRON - HYDRAULIKGUSS

TARATURA - SETTING - EICHUNG: **F** = A CHIAVE - BY KEY - MIT SCHLÜSSEL **V** = A VOLANTINO - BY KNOB - MIT HANDRAD

PIASTRA DI MONTAGGIO PER ELETTROVALVOLE CON VMP
SUB-PLATE FOR SOLENOID VALVES WITH RELIEF VALVE
GRUNDPLATTEN FÜR MAGNETWEGEVENTILE MIT DBV

CETOP 5 **ES5-B**

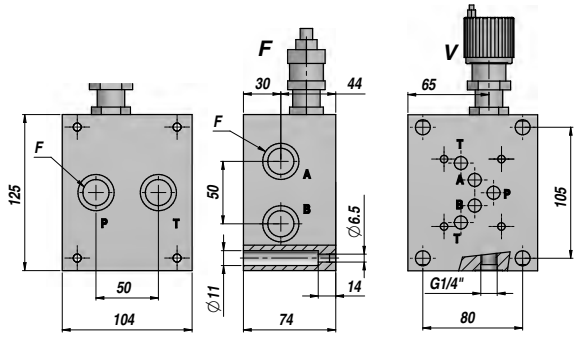

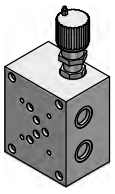

Codice Code Bestell-Nr.	Tipo Type Typ	F BSP	kg
EV95070012	ES5-B-12-X3 F	1/2"	7,00
EV95070015	ES5-B-12-X3 V	1/2"	7,00

CAMPO DI TARATURA - SETTING RANGE - EICHUNGSBEREICH
X1F - X1V : 5 - 60 bar
X2F - X2V : 35 - 120 bar
X3F - X3V : 80 - 300 bar

MATERIALE - MATERIAL: GHISA - CAST IRON - HYDRAULIKGUSS

TARATURA - SETTING - EICHUNG: **F** = A CHIAVE - BY KEY - MIT SCHLÜSSEL **V** = A VOLANTINO - BY KNOB - MIT HANDRAD

VS 241/F

SELETTORE DI CIRCUITO A COMANDO ELETTRICO (COMPONIBILE)
SOLENOID OPERATED DIVERTER VALVE (MODULAR TYPE)
MAGNETWECHSELVENTILE (SANDWICHAUSFÜHRUNG)

DRENAGGIO INTERNO
INTERNAL DRAIN
INNENDRÄNUNG

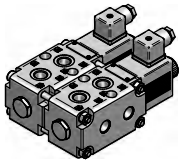

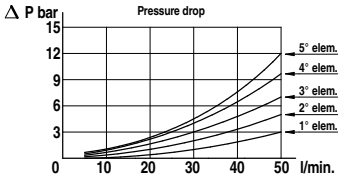

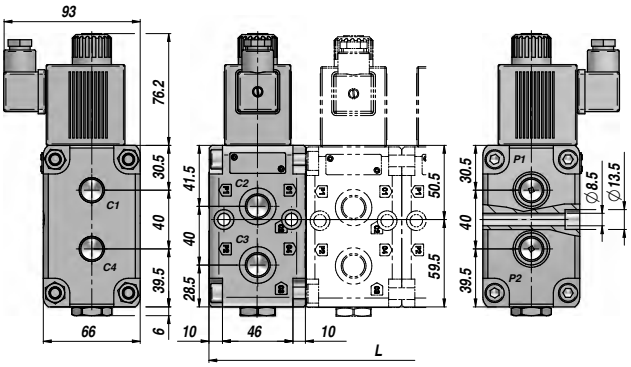

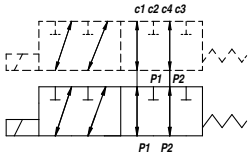

Codice Code Bestell-Nr.	Codice Code Bestell-Nr.	Tipo Type Typ	N° Elementi Elements no. Elementenanzahl	Vie Ports Wege	P1 - P2 C1 - C4 C2 - C3	Q MAX l/min	P MAX bar	L	kg
12 VDC	24 VDC				BSP				
ELVSF240112DC	ELVSF240124DC	VS241/F1	1	6	3/8"	50	250	66	3,35
ELVSF240212DC	ELVSF240224DC	VS241/F2	2	8	3/8"	50	250	132	6,70
ELVSF240312DC	ELVSF240324DC	VS241/F3	3	10	3/8"	50	250	198	10,05
ELVSF240412DC	ELVSF240424DC	VS241/F4	4	12	3/8"	50	250	264	13,40

A RICHIESTA - ON REQUEST - AUF ANFRAGE: DRENAGGIO ESTERNO - EXTERNAL DRAIN - AUSSEN-DRÄNANSCHLUSS - P MAX.: 310 bar

VS 281/F

SELETTORE DI CIRCUITO A COMANDO ELETTRICO (COMPONIBILE)
SOLENOID OPERATED DIVERTER VALVE (MODULAR TYPE)
MAGNETWECHSELVENTILE (SANDWICHAUSFÜHRUNG)

DRENAGGIO INTERNO
INTERNAL DRAIN
INNENDRÄNUNG

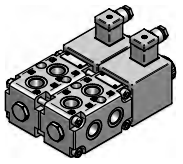

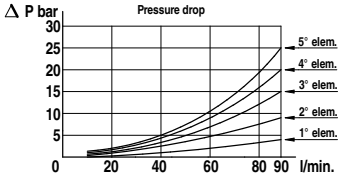

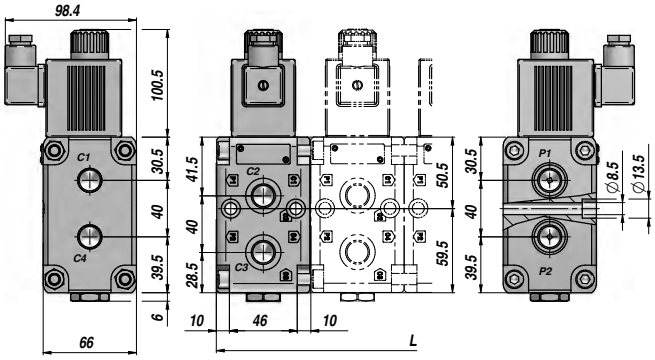

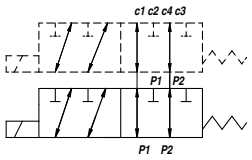

Codice Code Bestell-Nr.	Codice Code Bestell-Nr.	Tipo Type Typ	N° Elementi Elements no. Elementenanzahl	Vie Ports Wege	P1 - P2 C1 - C4 C2 - C3	Q MAX l/min	P MAX bar	L	kg
12 VDC	24 VDC				BSP				
ELVSF280112DC	ELVSF280124DC	VS281/F1	1	6	1/2"	90	250	66	4,15
ELVSF280212DC	ELVSF280224DC	VS281/F2	2	8	1/2"	90	250	132	8,30
ELVSF280312DC	ELVSF280324DC	VS281/F3	3	10	1/2"	90	250	198	12,45
ELVSF280412DC	ELVSF280424DC	VS281/F4	4	12	1/2"	90	250	264	16,60

A RICHIESTA - ON REQUEST - AUF ANFRAGE: DRENAGGIO ESTERNO - EXTERNAL DRAIN - AUSSEN-DRÄNANSCHLUSS - P MAX.: 310 bar

A RICHIESTA - ON REQUEST - AUF ANFRAGE:
PULSANTIERE A 1-2-4-6 PULSANTI PER COMANDO SELETTORI ADATTABILI A DISTRIBUTORI O VALVOLE AD AZIONAMENTO MANUALE
DRIVE PUSHBOARDS (1-2-4-6 PUSH-BUTTONS) FOR DIVERTER VALVES SUITABLE TO HAND-DRIVEN DIRECTIONAL VALVES
DRUCKKNOPFTAFEL MIT 1-2-4-6 DRUCKTASTEN FÜR MAGNETWECHSELVENTILE UND AN WEGEVENTILE BZW. VENTILE MIT HANDANTRIEB ANPASSUNGSFÄHIG

DISTRIBUTORE MONOBLOCCO
MONOBLOCK VALVE
MONOBLOCKWEGEVENTILE

Qn 17 l/min | Q max 25 l/min | **BM 20**

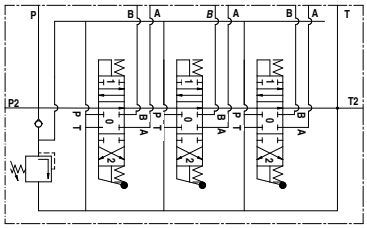

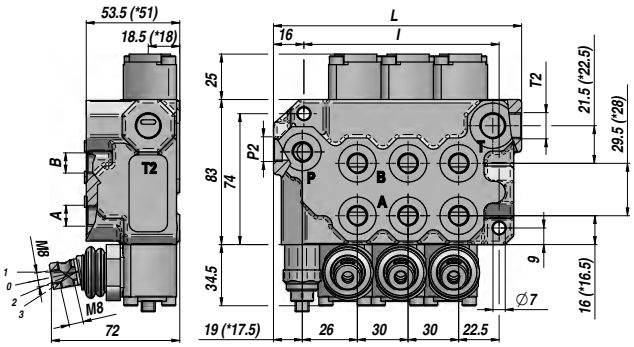

*(BM20/1)

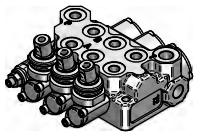

Codice Code Bestell-Nr.	Tipo Type Typ	N° sezioni Sections No. Sektionen-Nr.	Filetti - Threads - Gewinde A-B BSP	P BSP	T BSP	P2 BSP	T2 BSP	PN bar	P MAX U bar	P MAX S bar	L	l	kg
DBM0111001	BM 20/1/GU/MO A1	1									76	50	1,50
DBM0211001	BM 20/2/GU/MO A1 x 2	2									111,5	80	2,70
DBM0311001	BM 20/3/GU/MO A1 x 3	3									141,5	110	3,80
DBM0411001	BM 20/4/GU/MO A1 x 4	4	1/4"	1/4"	3/8"	3/8"	3/8"	250	320	80	171,5	140	4,60
DBM0511001	BM 20/5/GU/MO A1 x 5	5									201,5	170	5,40
DBM0611001	BM 20/6/GU/MO A1 x 6	6									231,5	200	6,20

PN = Pressione nominale - Nominal pressure - Nenndruck
P MAX U = Pressione Max. sugli utilizzi - Max. pressure on ports - Max. Druck in den Anschlüssen
P MAX S = Pressione Max. allo scarico - Max. pressure in tank-line - Max Druck am Tank

Valvola Max. Pressione - Relief Valve - DBV: X = 30:90 bar (70) - **U = 80:230 bar (140) (Standard)** - K = 150:300 bar (200)

I CODICI SONO RIFERITI AI MODELLI - THESE CODES REFER TO - DIE ARTIKELNUMMER BEZIEHEN SICH AUF:
DOPPIO EFFETTO - 3 POSIZIONI - RITORNO A MOLLA - A/B CHIUSI - FILETTI BSP - PREDISPOSTO PER CARRY-OVER
DOUBLE ACTING TYPE - 3 POSITIONS - SPRING RETURN - A/B PORTS CLOSED - BSP THREADS - MACHINED FOR CARRY-OVER
D.W. TYPEN - 3 STELLUNGEN - RÜCKFEDER - A/B GESCHLOSSEN - BSP GEWINDE - FÜR DRUCKWEITERLEITUNG GEEIGNET

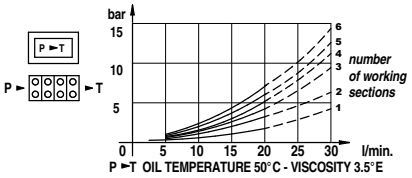

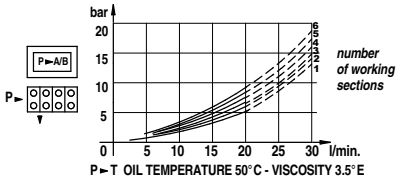

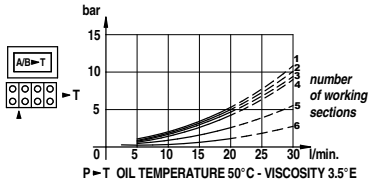

CURSORE
SPOOL TYPE - SCHIEBERTYP

A	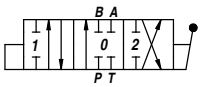
B	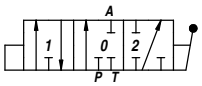
C	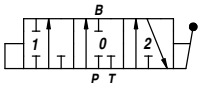
D	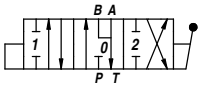
K	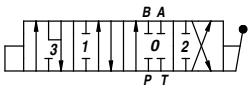

POSIZIONATORE
SPOOL CONTROL - BETÄTIGUNGSART

1	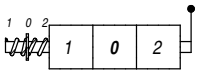
2	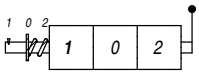
3	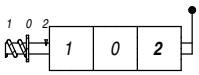
6	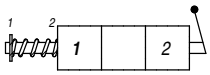
7	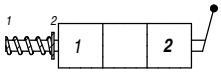
8	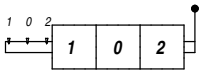
16	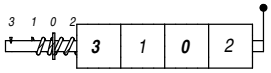

A RICHIESTA
ON REQUEST - AUF ANFRAGE

MC	comando manuale + camma manual operator with cam manuelle Betätigung + Zapfen
MX	leva di sicurezza safety lever Sicherheitshebel
DO	comando a camma cam operator Nockensteuerung
JS	manipolatore joystick Joystick
MSW	microinterruttore microswitch Mikroschalter-Betätigung
CO	proseguimento di pressione power beyond (carry over) Druckweiterleitung
CCP	tappo centro chiuso closed center plug Stopfen für geschlossene Mittelstellung

BM 30

Qn 35 l/min

Q max 45 l/min

DISTRIBUTORE MONOBLOCCO
MONOBLOCK VALVE
MONOBLOCKWEGEVENTILE

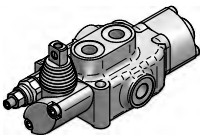

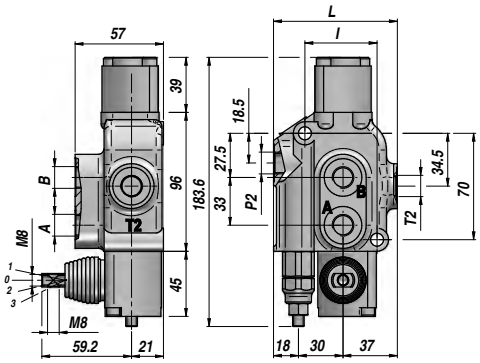

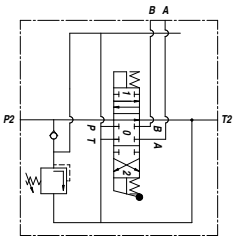

Codice Code Bestell-Nr.	Tipo Type Typ	N° sezioni Sections No. Sektionen-Nr.	Filetti - Threads - Gewinde A-B BSP	P BSP	T BSP	P2 BSP	T2 BSP	PN bar	P MAX U bar	P MAX S bar	L	l	kg
DBM1111001	BM 30/1/GU/MO A1	1	3/8"	-	-	3/8"	3/8"	250	-	80	85	46	2,20

PN = Pressione nominale - Nominal pressure - Nenndruck
P MAX U = Pressione Max. sugli utilizzi - Max. pressure on ports - Max. Druck in den Anschlüssen
P MAX S = Pressione Max. allo scarico - Max. pressure in tank-line - Max Druck am Tank

Valvola Max. Pressione - Relief Valve - DBV: X = 30:90 bar (70) - **U = 80:230 bar (140) (Standard)** - K = 150:300 bar (200)

I CODICI SONO RIFERITI AI MODELLI - THESE CODES REFER TO - DIE ARTIKELNUMMER BEZIEHEN SICH AUF:
DOPPIO EFFETTO - 3 POSIZIONI - RITORNO A MOLLA - A/B CHIUSI - FILETTI BSP
DOUBLE ACTING TYPE - 3 POSITIONS - SPRING RETURN - A/B PORTS CLOSED - BSP THREADS
D.W. TYPEN - 3 STELLUNGEN - RÜCKFEDER - A/B GESCHLOSSEN - BSP GEWINDE

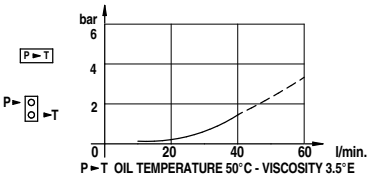

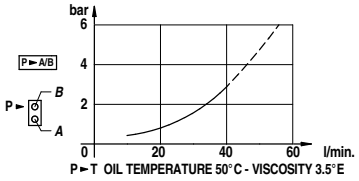

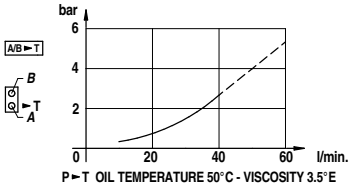

CURSORE SPOOL TYPE - SCHIEBERTYP	
A	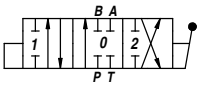
B	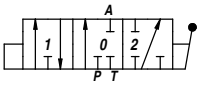
C	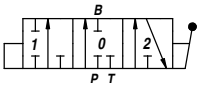
D	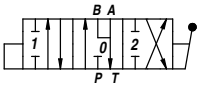
L	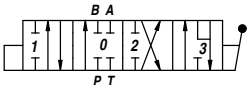
Z	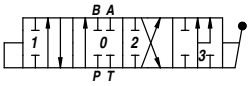

POSIZIONATORE SPOOL CONTROL - BETÄTIGUNGSART	
1	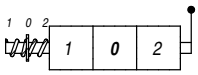
2	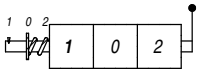
3	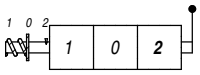
6	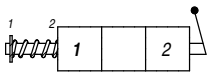
7	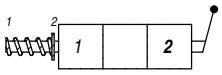
8	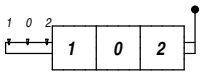
12	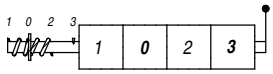
42	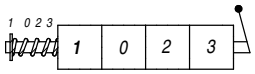

A RICHIESTA ON REQUEST - AUF ANFRAGE	
MC	comando manuale + camma manual operator with cam manuelle Betätigung + Zapfen
MX	leva di sicurezza safety lever Sicherheitshebel
DO	comando a camma cam operator Nockensteuerung
1P	comando pneumatico pneumatic operator pneumatische Betätigung
MSW	microinterruttore microswitch Mikroschalter-Betätigung

CONTARINI®

DISTRIBUTORE MONOBLOCCO
MONOBLOCK VALVE
MONOBLOCKWEGEVENTILE

Qn 25 l/min | Q max 35 l/min | **BM 35**

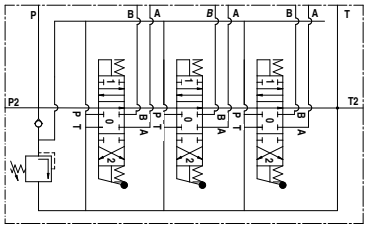

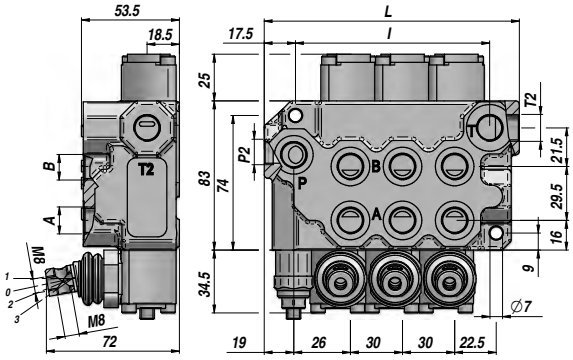

Codice Code Bestell-Nr.	Tipo Type Typ	N° sezioni Sections No. Sektionen-Nr.	Filetti - Threads - Gewinde A-B BSP	P BSP	T BSP	P2 BSP	T2 BSP	PN bar	P MAX U bar	P MAX S bar	L	l	kg
DBM8111001	BM 35/1/GU/MO A1	1									81,5	50	1,80
DBM8211001	BM 35/2/GU/MO A1 x 2	2									111,5	80	2,70
DBM8311001	BM 35/3/GU/MO A1 x 3	3	3/8"	3/8"	3/8"	3/8"	3/8"	250	320	80	141,5	110	3,80
DBM8411001	BM 35/4/GU/MO A1 x 4	4									171,5	140	4,60
DBM8511001	BM 35/5/GU/MO A1 x 5	5									201,5	170	5,40
DBM8611001	BM 35/6/GU/MO A1 x 6	6									231,5	200	6,20

PN = Pressione nominale - Nominal pressure - Nenndruck
P MAX U = Pressione Max. sugli utilizzi - Max. pressure on ports - Max. Druck in den Anschlüssen
P MAX S = Pressione Max. allo scarico - Max. pressure in tank-line - Max Druck am Tank

Valvola Max. Pressione - Relief Valve - DBV: X = 30:90 bar (70) - **U = 80:230 bar (140) (Standard)** - K = 150:300 bar (200)

I CODICI SONO RIFERITI AI MODELLI - THESE CODES REFER TO - DIE ARTIKELNUMMER BEZIEHEN SICH AUF:
DOPPIO EFFETTO - 3 POSIZIONI - RITORNO A MOLLA - A/B CHIUSI - FILETTI BSP - PREDISPOSTO PER CARRY-OVER
DOUBLE ACTING TYPE - 3 POSITIONS - SPRING RETURN - A/B PORTS CLOSED - BSP THREADS - MACHINED FOR CARRY-OVER
D.W. TYPEN - 3 STELLUNGEN - RÜCKFEDER - A/B GESCHLOSSEN - BSP GEWINDE - FÜR DRUCKWEITERLEITUNG GEEIGNET

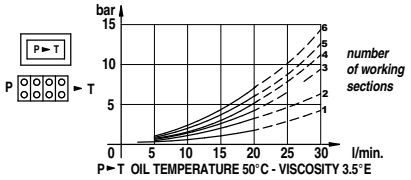

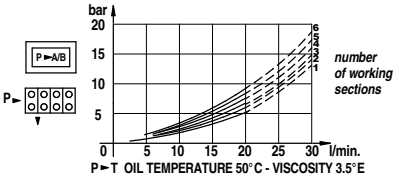

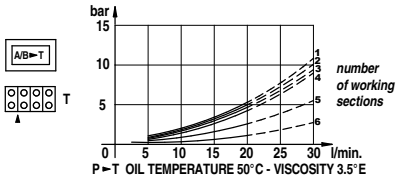

CURSORE SPOOL TYPE - SCHIEBERTYP	
A	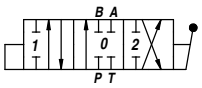
B	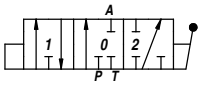
C	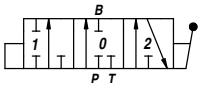
D	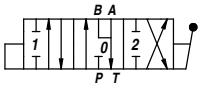
K	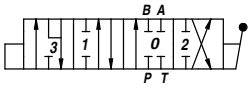

POSIZIONATORE SPOOL CONTROL - BETÄTIGUNGSART	
1	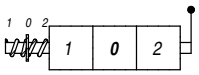
2	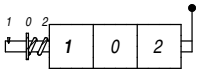
3	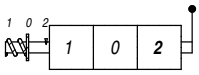
6	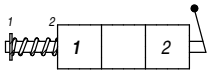
7	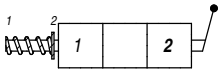
8	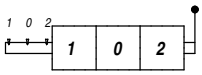
16	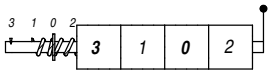

A RICHIESTA ON REQUEST - AUF ANFRAGE	
MC	comando manuale + camma manual operator with cam manuelle Betätigung + Zapfen
MX	leva di sicurezza safety lever Sicherheitshebel
DO	comando a camma cam operator Nockensteuerung
JS	manipolatore joystick Joystick
MSW	microinterruttore microswitch Mikroschalter-Betätigung
CO	proseguimento di pressione power beyond (carry over) Druckweiterleitung
CCP	tappo centro chiuso closed center plug Stopfen für geschlossene Mittelstellung

BM 40

Qn 35 l/min

Q max 45 l/min

DISTRIBUTORE MONOBLOCCO
MONOBLOCK VALVE
MONOBLOCKWEGEVENTILE

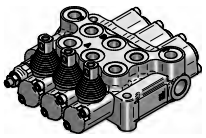

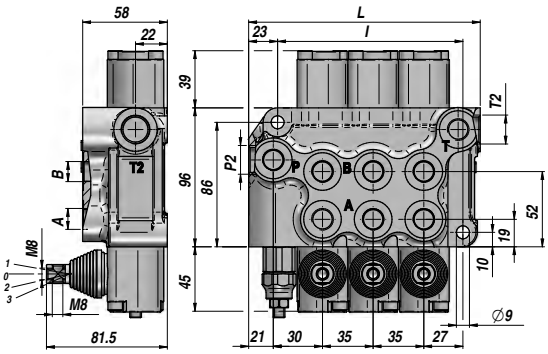

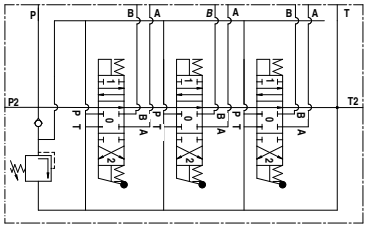

Codice Code Bestell-Nr.	Tipo Type Typ	N° sezioni Sections No. Sektionen-Nr.	Filetti - Threads - Gewinde A-B BSP	P BSP	T BSP	P2 BSP	T2 BSP	PN bar	P MAX U bar	P MAX S bar	L	l	kg
DBM2111001	BM 40/1/GU/MO A1	1									90	55	2,50
DBM2211001	BM 40/2/GU/MO A1x2	2									125	90	3,70
DBM2311001	BM 40/3/GU/MO A1x3	3									160	125	5,00
DBM2411001	BM 40/4/GU/MO A1x4	4									195	160	6,20
DBM2511001	BM 40/5/GU/MO A1x5	5	3/8″	3/8″	3/8"	1/2"	1/2″	250	320	80	230	195	7,40
DBM2611001	BM 40/6/GU/MO A1x6	6									265	230	8,60
DBM2711001	BM 40/7/GU/MO A1x7	7									300	265	9,80
DBM2811001	BM 40/8/GU/MO A1x8	8									335	300	11,00

PN = Pressione nominale - Nominal pressure - Nenndruck
P MAX U = Pressione Max. sugli utilizzi - Max. pressure on ports - Max. Druck in den Anschlüssen
P MAX S = Pressione Max. allo scarico - Max. pressure in tank-line - Max Druck am Tank

Valvola Max. Pressione - Relief Valve - DBV: X = 30:90 bar (70) - **U = 80:230 bar (140) (Standard)** - K = 150:300 bar (200)

I CODICI SONO RIFERITI AI MODELLI - THESE CODES REFER TO - DIE ARTIKELNUMMER BEZIEHEN SICH AUF:
DOPPIO EFFETTO - 3 POSIZIONI - RITORNO A MOLLA - A/B CHIUSI - FILETTI BSP - PREDISPOSTO PER CARRY-OVER
DOUBLE ACTING TYPE - 3 POSITIONS - SPRING RETURN - A/B PORTS CLOSED - BSP THREADS - MACHINED FOR CARRY-OVER
D.W. TYPEN - 3 STELLUNGEN - RÜCKFEDER - A/B GESCHLOSSEN - BSP GEWINDE - FÜR DRUCKWEITERLEITUNG GEEIGNET

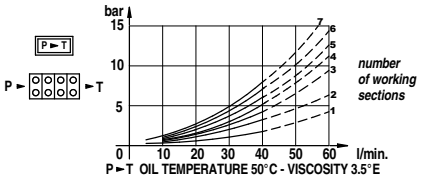

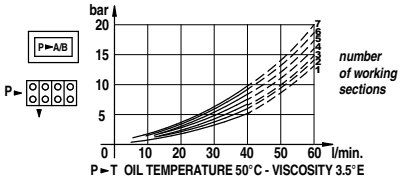

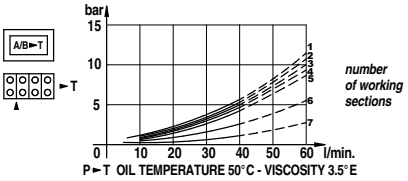

CURSORE
SPOOL TYPE - SCHIEBERTYP

A	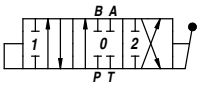
B	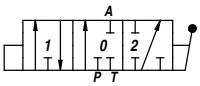
C	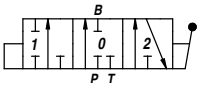
D	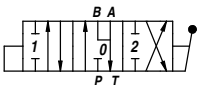
L	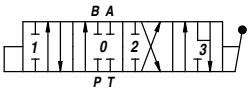
Z	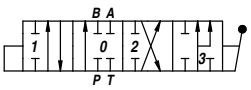

POSIZIONATORE
SPOOL CONTROL - BETÄTIGUNGSART

1	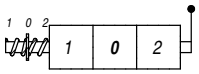
2	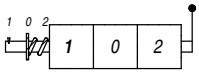
3	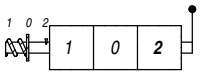
6	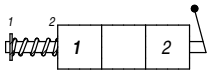
7	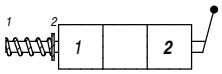
8	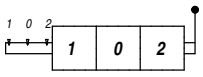
12	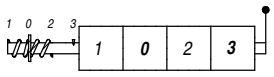
42	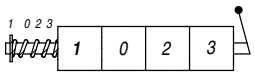

A RICHIESTA
ON REQUEST - AUF ANFRAGE

MC	comando manuale + camma manual operator with cam manuelle Betätigung + Zapfen
MX	leva di sicurezza safety lever Sicherheitshebel
DO	comando a camma cam operator Nockensteuerung
JS	manipolatore joystick Joystick
1P	comando pneumatico pneumatic operator pneumatische Betätigung
MSW	microinterruttore microswitch Mikroschalter-Betätigung
CO	proseguimento di pressione power beyond (carry over) Druckweiterleitung
CCP	tappo centro chiuso closed center plug Stopfen für geschlossene Mittelstellung

CONTARINI®

DISTRIBUTORE MONOBLOCCO
MONOBLOCK VALVE
MONOBLOCKWEGEVENTILE

Qn 50 l/min | Q max 60 l/min | **BM 50**

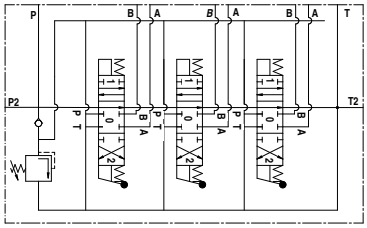

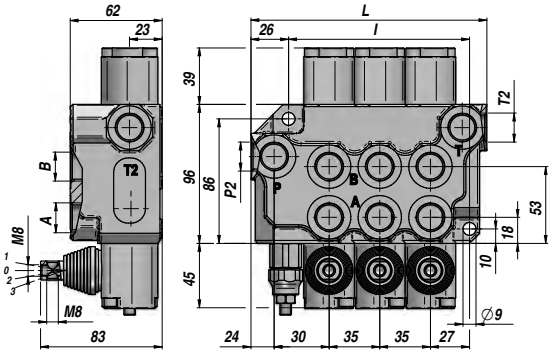

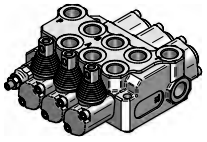

Codice Code Bestell-Nr.	Tipo Type Typ	N° sezioni Sections No. Sektionen-Nr.	Filetti - Threads - Gewinde A-B BSP	P BSP	T BSP	P2 BSP	T2 BSP	PN bar	P MAX U bar	P MAX S bar	L	I	kg
DBM3111001	BM 50/1/GU/MO A1	1									94	55	2,80
DBM3211001	BM 50/2/GU/MO A1x2	2									129	90	4,20
DBM3311001	BM 50/3/GU/MO A1x3	3									164	125	5,50
DBM3411001	BM 50/4/GU/MO A1x4	4	1/2"	1/2"	1/2"	1/2"	1/2"	250	320	80	199	160	6,70
DBM3511001	BM 50/5/GU/MO A1x5	5									234	195	7,90
DBM3611001	BM 50/6/GU/MO A1x6	6									269	230	9,30
DBM3811001	BM 50/8/GU/MO A1x8	8									339	300	12,80

PN = Pressione nominale - Nominal pressure - Nenndruck
P MAX U = Pressione Max. sugli utilizzi - Max. pressure on ports - Max. Druck in den Anschlüssen
P MAX S = Pressione Max. allo scarico - Max. pressure in tank-line - Max Druck am Tank

Valvola Max. Pressione - Relief Valve - DBV: X = 30:90 bar (70) - **U = 80:230 bar (140) (Standard)** - K = 150:300 bar (200)

I CODICI SONO RIFERITI AI MODELLI - THESE CODES REFER TO - DIE ARTIKELNUMMER BEZIEHEN SICH AUF:
DOPPIO EFFETTO - 3 POSIZIONI - RITORNO A MOLLA - A/B CHIUSI - FILETTI BSP - PREDISPOSTO PER CARRY-OVER
DOUBLE ACTING TYPE - 3 POSITIONS - SPRING RETURN - A/B PORTS CLOSED - BSP THREADS - MACHINED FOR CARRY-OVER
D.W. TYPEN - 3 STELLUNGEN - RÜCKFEDER - A/B GESCHLOSSEN - BSP GEWINDE - FÜR DRUCKWEITERLEITUNG GEEIGNET

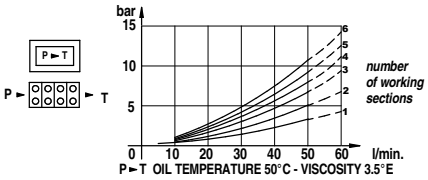

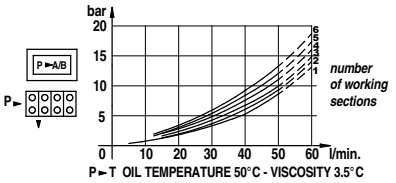

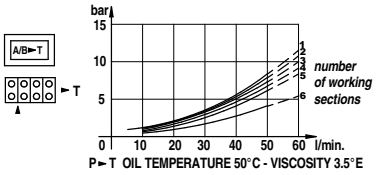

CURSORE SPOOL TYPE - SCHIEBERTYP	
A	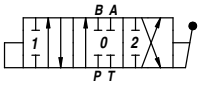
B	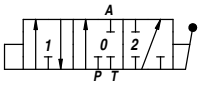
C	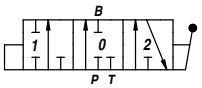
D	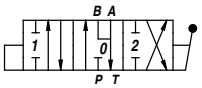
L	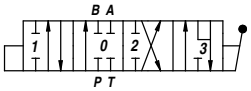
Z	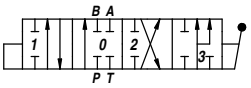

POSIZIONATORE SPOOL CONTROL - BETÄTIGUNGSART	
1	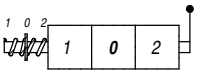
2	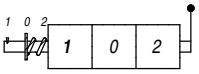
3	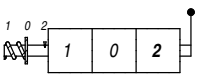
6	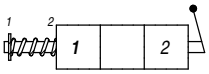
7	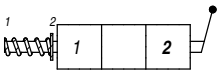
8	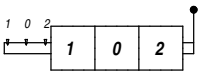
12	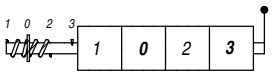
42	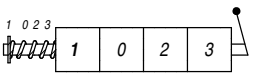

A RICHIESTA ON REQUEST - AUF ANFRAGE	
MC	comando manuale + camma manual operator with cam manuelle Betätigung + Zapfen
MX	leva di sicurezza safety lever Sicherheitshebel
DO	comando a camma cam operator Nockensteuerung
JS	manipolatore joystick Joystick
1P	comando pneumatico pneumatic operator pneumatische Betätigung
MSW	microinterruttore microswitch Mikroschalter-Betätigung
CO	proseguimento di pressione power beyond (carry over) Druckweiterleitung
CCP	tappo centro chiuso closed center plug Stopfen für geschlossene Mittelstellung

BM 70

Qn 65 l/min

Q max 90 l/min

DISTRIBUTORE MONOBLOCCO
MONOBLOCK VALVE
MONOBLOCKWEGEVENTILE

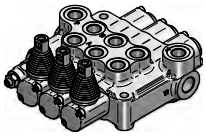

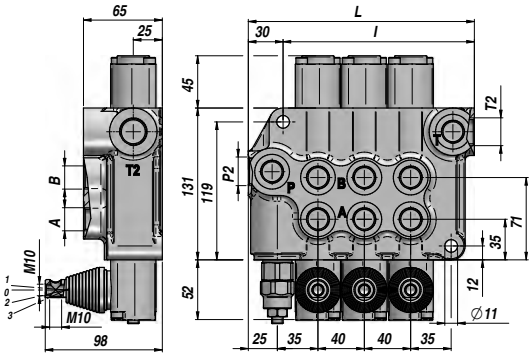

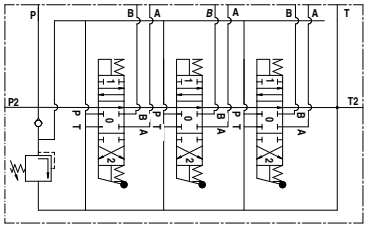

Codice Code Bestell-Nr.	Tipo Type Typ	N° sezioni Sections No. Sektionen-Nr.	Filetti - Threads - Gewinde A-B BSP	P BSP	T BSP	P2 BSP	T2 BSP	PN bar	P MAX U bar	P MAX S bar	L	l	kg
DBM4111020	BM 70/1/GU/MO A1	1									117	66	4,60
DBM4211001	BM 70/2/GU/MO A1x2	2									157	106	7,00
DBM4311001	BM 70/3/GU/MO A1x3	3	1/2″	1/2″	1/2″	3/4″	3/4″	250	320	80	197	146	9,20
DBM4411001	BM 70/4/GU/MO A1x4	4									237	186	11,50
DBM4511001	BM 70/5/GU/MO A1x5	5									277	226	13,70
DBM4611001	BM 70/6/GU/MO A1x6	6									317	266	16,00

PN = Pressione nominale - Nominal pressure - Nenndruck
P MAX U = Pressione Max. sugli utilizzi - Max. pressure on ports - Max. Druck in den Anschlüssen
P MAX S = Pressione Max. allo scarico - Max. pressure in tank-line - Max Druck am Tank

Valvola Max. Pressione - Relief Valve - DBV: X = 30:90 bar (70) - **U = 80:230 bar (140) (Standard)** - K = 150:300 bar (200)

I CODICI SONO RIFERITI AI MODELLI - THESE CODES REFER TO - DIE ARTIKELNUMMER BEZIEHEN SICH AUF:
DOPPIO EFFETTO - 3 POSIZIONI - RITORNO A MOLLA - A/B CHIUSI - FILETTI BSP - PREDISPOSTO PER CARRY-OVER
DOUBLE ACTING TYPE - 3 POSITIONS - SPRING RETURN - A/B PORTS CLOSED - BSP THREADS - MACHINED FOR CARRY-OVER
D.W. TYPEN - 3 STELLUNGEN - RÜCKFEDER - A/B GESCHLOSSEN - BSP GEWINDE - FÜR DRUCKWEITERLEITUNG GEEIGNET

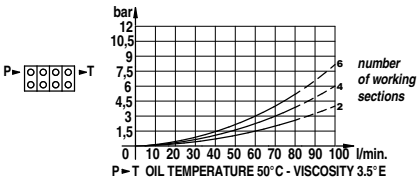

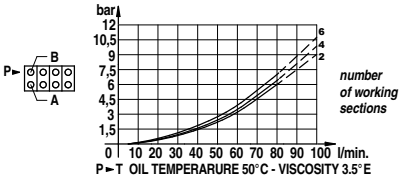

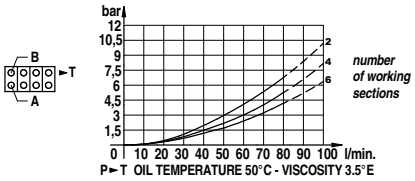

CURSORE
SPOOL TYPE - SCHIEBERTYP

A	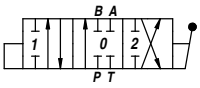
B	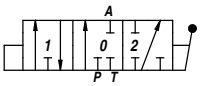
C	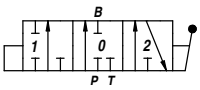
D	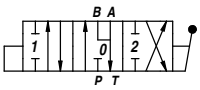
L	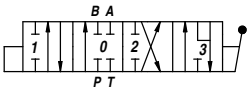
Z	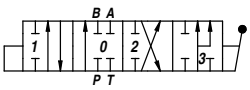

POSIZIONATORE
SPOOL CONTROL - BETÄTIGUNGSART

1	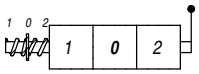
2	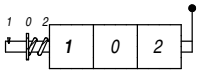
3	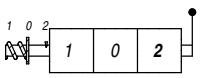
6	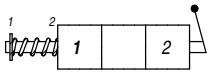
7	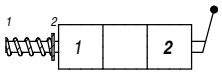
8	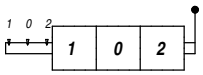
12	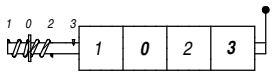
42	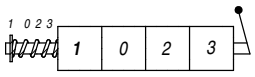

A RICHIESTA
ON REQUEST - AUF ANFRAGE

MC	comando manuale + camma manual operator with cam manuelle Betätigung + Zapfen
DO	comando a camma cam operator Nockensteuerung
JS	manipolatore joystick Joystick
1P	comando pneumatico pneumatic operator pneumatische Betätigung
HO	comando idraulico hydraulic operator hydraulische Betätigung
MSW	microinterruttore microswitch Mikroschalter-Betätigung
CO	proseguimento di pressione power beyond (carry over) Druckweiterleitung
CCP	tappo centro chiuso closed center plug Stopfen für geschlossene Mittelstellung

CONTARINI®

DISTRIBUTORE MONOBLOCCO
MONOBLOCK VALVE
MONOBLOCKWEGEVENTILE

Qn 90 l/min | Q max 100 l/min | **BM 100**

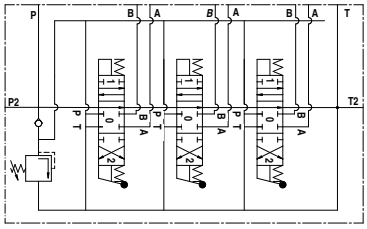

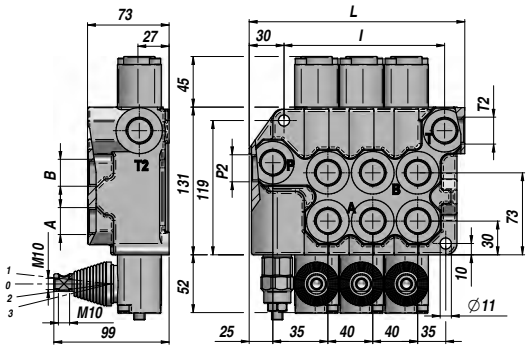



Codice Code Bestell-Nr.	Tipo Type Typ	N° sezioni Sections No. Sektionen-Nr.	Filetti - Threads - Gewinde A-B BSP	P BSP	T BSP	P2 BSP	T2 BSP	PN bar	P MAX U bar	P MAX S bar	L	I	kg
DBM5111001	BM100/1/GU/MO A1	1									115	66	4,70
DBM5211001	BM100/2/GU/MO A1 x 2	2	3/4"	3/4"	3/4"	3/4"	3/4"	250	320	80	155	106	7,20
DBM5311001	BM100/3/GU/MO A1 x 3	3									195	146	9,50

PN = Pressione nominale - Nominal pressure - Nenndruck
P MAX U = Pressione Max. sugli utilizzi - Max. pressure on ports - Max. Druck in den Anschlüssen
P MAX S = Pressione Max. allo scarico - Max. pressure in tank-line - Max Druck am Tank

Valvola Max. Pressione - Relief Valve - DBV: X = 30:90 bar (70) - **U = 80:230 bar (140) (Standard)** - K = 150:300 bar (200)

I CODICI SONO RIFERITI AI MODELLI - THESE CODES REFER TO - DIE ARTIKELNUMMER BEZIEHEN SICH AUF:
DOPPIO EFFETTO - 3 POSIZIONI - RITORNO A MOLLA - A/B CHIUSI - FILETTI BSP - PREDISPOSTO PER CARRY-OVER
DOUBLE ACTING TYPE - 3 POSITIONS - SPRING RETURN - A/B PORTS CLOSED - BSP THREADS - MACHINED FOR CARRY-OVER
D.W. TYPEN - 3 STELLUNGEN - RÜCKFEDER - A/B GESCHLOSSEN - BSP GEWINDE - FÜR DRUCKWEITERLEITUNG GEEIGNET

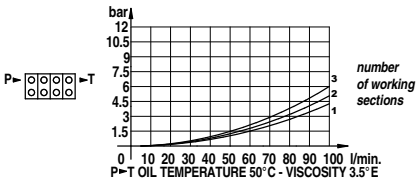

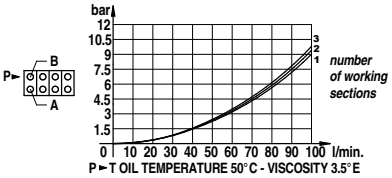

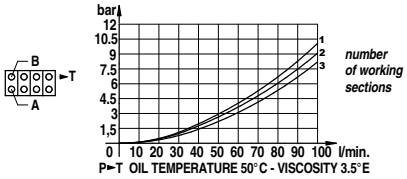

CURSORE SPOOL TYPE - SCHIEBERTYP	
A	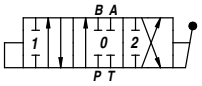
B	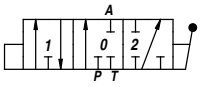
C	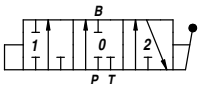
D	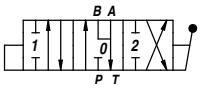
L	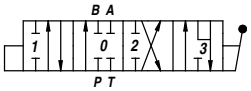
Z	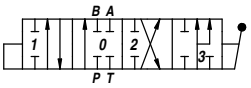

POSIZIONATORE SPOOL CONTROL - BETÄTIGUNGSART	
1	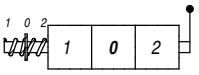
2	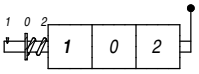
3	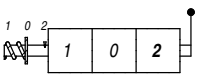
6	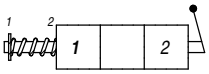
7	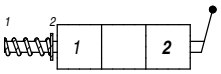
8	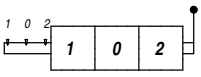
12	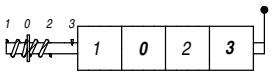
42	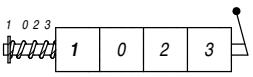

A RICHIESTA ON REQUEST - AUF ANFRAGE	
MC	comando manuale + camma manual operator with cam manuelle Betätigung + Zapfen
DO	comando a camma cam operator Nockensteuerung
JS	manipolatore joystick Joystick
1P	comando pneumatico pneumatic operator pneumatische Betätigung
HO	comando idraulico hydraulic operator hydraulische Betätigung
MSW	microinterruttore microswitch Mikroschalter-Betätigung
CO	proseguimento di pressione power beyond (carry over) Druckweiterleitung
CCP	tappo centro chiuso closed center plug Stopfen für geschlossene Mittelstellung

BM 150 | Qn 140 l/min | Q max 180 l/min | BM 180 | Qn 170 l/min | Q max 190 l/min

DISTRIBUTORE MONOBLOCCO
MONOBLOCK VALVE
MONOBLOCKWEGEVENTILE



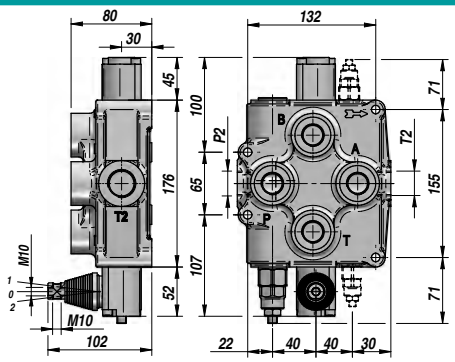

SCHEMA CON "VLC-AB"
DIAGRAM WITH "VLC-AB"
SCHEMA "VLC-AB"

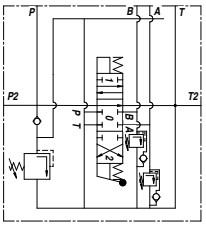

Codice Code Bestell-Nr.	Tipo Type Typ	N° sezioni Sections No. Sektionen-Nr.	Filetti - Threads - Gewinde A-B BSP	P BSP	T BSP	P2 BSP	T2 BSP	PN bar	P MAX U bar	P MAX S bar	L	I	kg
DBM6111001	BM150/1/GU/MO A1	1	3/4"	3/4"	3/4"	1"	1"	250	320	80	160	132	8,20
DBM7111001	BM180/1/GU/MO A1	2	1"	1"	1"	1"	1"	250	320	80	160	132	8,20

PN = Pressione nominale - Nominal pressure - Nenndruck
P MAX U = Pressione Max. sugli utilizzi - Max. pressure on ports - Max. Druck in den Anschlüssen
P MAX S = Pressione Max. allo scarico - Max. pressure in tank-line - Max Druck am Tank

Valvola Max. Pressione - Relief Valve - DBV: X = 30:90 bar (70) - **U = 80:230 bar (140) (Standard)** - K = 150:300 bar (200)

A RICHIESTA - ON REQUEST - AUF ANFRAGE: VALVOLE AUSILIARIE - AUXILIARY VALVES - HILFSVENTILE
VL = VALVOLA LIMITATRICE DI PRESSIONE - RELIEF VALVE - DRUCKBEGRENZUNGSVENTIL
VC = VALVOLA ANTICAVITAZIONE - ANTICAVITATION VALVE - ANTI-KAVITATIONSVENTIL
VLC = VALVOLA LIMITATRICE DI PRESSIONE E ANTICAVITAZIONE - RELIEF VALVE AND ANTICAVITATION VALVE - DRUCKBEGRENZUNGSVENTIL UND ANTI-KAVITATIONSVENTIL

I CODICI SONO RIFERITI AI MODELLI - THESE CODES REFER TO - DIE ARTIKELNUMMER BEZIEHEN SICH AUF:
DOPPIO EFFETTO - 3 POSIZIONI - RITORNO A MOLLA - A/B CHIUSI - FILETTI BSP - PREDISPOSTO PER CARRY-OVER
DOUBLE ACTING TYPE - 3 POSITIONS - SPRING RETURN - A/B PORTS CLOSED - BSP THREADS - MACHINED FOR CARRY-OVER
D.W. TYPEN - 3 STELLUNGEN - RÜCKFEDER - A/B GESCHLOSSEN - BSP GEWINDE - FÜR DRUCKWEITERLEITUNG GEEIGNET

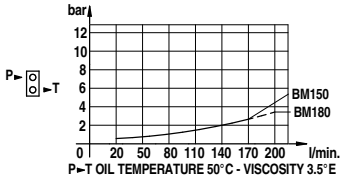

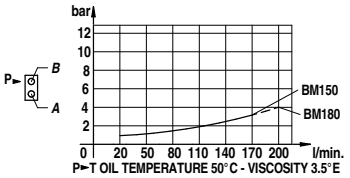

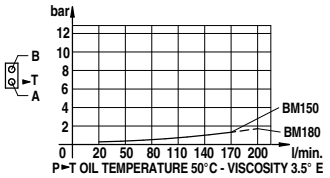

CURSORE SPOOL TYPE - SCHIEBERTYP	
A	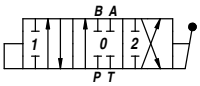
B	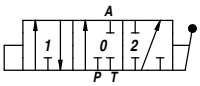
C	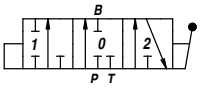
D	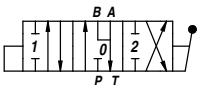

POSIZIONATORE SPOOL CONTROL - BETÄTIGUNGSART	
1	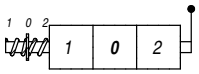
2	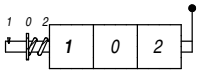
3	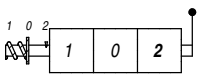
6	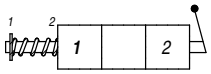
7	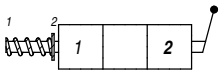
8	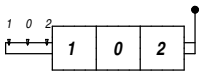

A RICHIESTA ON REQUEST - AUF ANFRAGE	
MC	comando manuale + camma manual operator with cam manuelle Betätigung + Zapfen
DO	comando a camma cam operator Nockensteuerung
1P	comando pneumatico pneumatic operator pneumatische Betätigung
HO	comando idraulico hydraulic operator hydraulische Betätigung
MSW	microinterruttore microswitch Mikroschalter-Betätigung
CO	proseguimento di pressione power beyond (carry over) Druckweiterleitung
CCP	tappo centro chiuso closed center plug Stopfen für geschlossene Mittelstellung

DISTRIBUTORE MONOBLOCCO + RFP
MONOBLOCK VALVE + RFP
MONOBLOCKWEGEVENTILE + RFP

Qn 17 l/min | Q max 25 l/min | **BF 200**

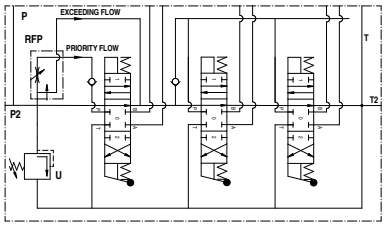

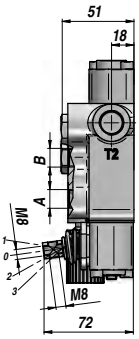

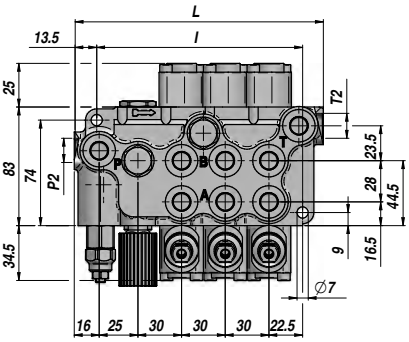

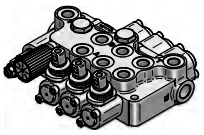

Codice Code Bestell-Nr.	Tipo Type Typ	N° sezioni Sections No. Sektionen-Nr.	Filetti - Threads - Gewinde A-B BSP	P BSP	T BSP	P2 BSP	T2 BSP	PN bar	P MAX U bar	P MAX S bar	L	l	kg
DBF0108001	BF 201/1/GU/MO A1	1									106	80	2,40
DBF0208001	BF 201/2/GU/MO A1 x 2	2									136	110	3,20
DBF0308001	BF 201/3/GU/MO A1 x 3	3	1/4″	1/4″	3/8″	3/8″	3/8″	250	320	80	166	140	4,00
DBF0408001	BF 201/4/GU/MO A1 x 4	4									196	170	4,80
DBF0508001	BF 201/5/GU/MO A1 x 5	5									226	200	5,60

RFP = Regolatore di flusso prioritario (compensato baricamente) - Priority control flow divider (pressure compensated) - Vorzugsmengenteiler (druckkompensiert)

PN = Pressione nominale - Nominal pressure - Nenndruck
P MAX U = Pressione Max. sugli utilizzi - Max. pressure on ports - Max. Druck in den Anschlüssen
P MAX S = Pressione Max. allo scarico - Max. pressure in tank-line - Max Druck am Tank

Valvola Max. Pressione - Relief Valve - DBV: X = 30:90 bar (70) - **U = 80:230 bar (140) (Standard)** - K = 150:300 bar (200)

I CODICI SONO RIFERITI AI MODELLI - THESE CODES REFER TO - DIE ARTIKELNUMMER BEZIEHEN SICH AUF:
DOPPIO EFFETTO - 3 POSIZIONI - RITORNO A MOLLA - A/B CHIUSI - FILETTI BSP - PREDISPOSTO PER CARRY-OVER
DOUBLE ACTING TYPE - 3 POSITIONS - SPRING RETURN - A/B PORTS CLOSED - BSP THREADS - MACHINED FOR CARRY-OVER
D.W. TYPEN - 3 STELLUNGEN - RÜCKFEDER - A/B GESCHLOSSEN - BSP GEWINDE - FÜR DRUCKWEITERLEITUNG GEEIGNET

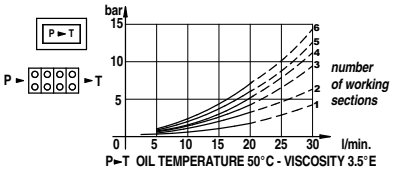

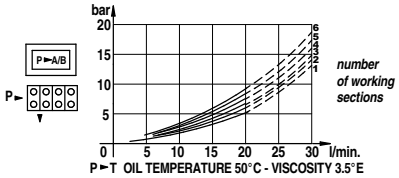

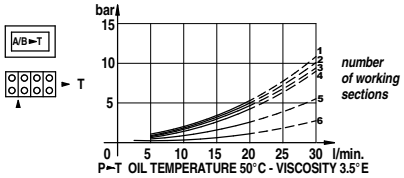

CURSORE SPOOL TYPE - SCHIEBERTYP	
A	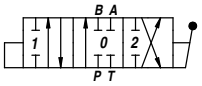
B	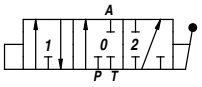
C	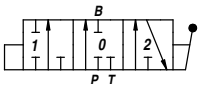
D	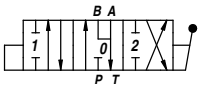
K	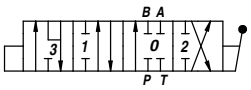

POSIZIONATORE SPOOL CONTROL - BETÄTIGUNGSART	
1	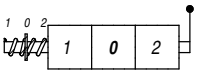
2	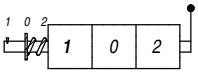
3	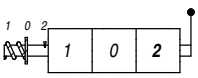
6	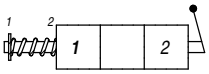
7	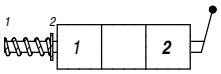
8	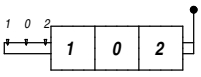
16	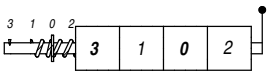

A RICHIESTA ON REQUEST - AUF ANFRAGE	
MC	comando manuale + camma manual operator with cam manuelle Betätigung + Zapfen
MX	leva di sicurezza safety lever Sicherheitshebel
DO	comando a camma cam operator Nockensteuerung
JS	manipolatore joystick Joystick
MSW	microinterruttore microswitch Mikroschalter-Betätigung
CO	proseguimento di pressione power beyond (carry over) Druckweiterleitung

BF 400

Qn 35 l/min

Q max 45 l/min

DISTRIBUTORE MONOBLOCCO + RFP
MONOBLOCK VALVE + RFP
MONOBLOCKWEGEVENTILE + RFP

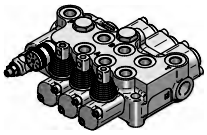

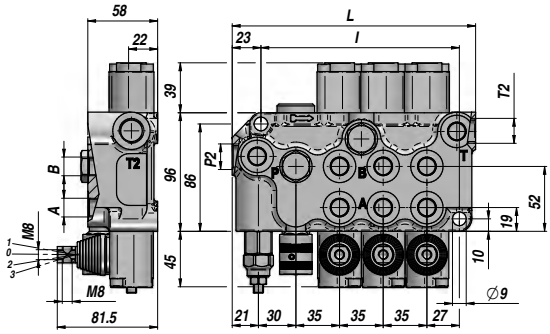

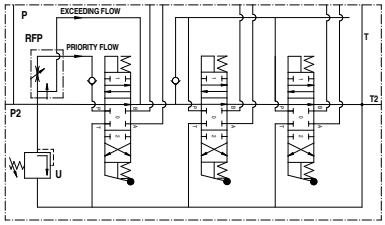

Codice Code Bestell-Nr.	Tipo Type Typ	N° sezioni Sections No. Sektionen-Nr.	Filetti - Threads - Gewinde A-B BSP	P BSP	T BSP	P2 BSP	T2 BSP	PN bar	P MAX U bar	P MAX S bar	L	l	kg
DBF2111001	BF 401/1/GU/MO A1	1									125	90	3,90
DBF2211001	BF 401/2/GU/MO A1x2	2									160	125	5,20
DBF2311001	BF 401/3/GU/MO A1x3	3									195	160	6,40
DBF2411001	BF 401/4/GU/MO A1x4	4	3/8″	3/8″	3/8″	1/2″	1/2″	250	320	80	230	195	7,60
DBF2511001	BF 401/5/GU/MO A1x5	5									265	230	8,80
DBF2611001	BF 401/6/GU/MO A1x6	6									300	265	10,00

RFP = Regolatore di flusso prioritario (compensato baricamente) - Priority control flow divider (pressure compensated) - Vorzugsmengenteiler (druckkompensiert)

PN = Pressione nominale - Nominal pressure - Nenndruck
P MAX U = Pressione Max. sugli utilizzi - Max. pressure on ports - Max. Druck in den Anschlüssen
P MAX S = Pressione Max. allo scarico - Max. pressure in tank-line - Max Druck am Tank

Valvola Max. Pressione - Relief Valve - DBV: X = 30:90 bar (70) - **U = 80:230 bar (140) (Standard)** - K = 150:300 bar (200)

I CODICI SONO RIFERITI AI MODELLI - THESE CODES REFER TO - DIE ARTIKELNUMMER BEZIEHEN SICH AUF:
DOPPIO EFFETTO - 3 POSIZIONI - RITORNO A MOLLA - A/B CHIUSI - FILETTI BSP - PREDISPOSTO PER CARRY-OVER
DOUBLE ACTING TYPE - 3 POSITIONS - SPRING RETURN - A/B PORTS CLOSED - BSP THREADS - MACHINED FOR CARRY-OVER
D.W. TYPEN - 3 STELLUNGEN - RÜCKFEDER - A/B GESCHLOSSEN - BSP GEWINDE - FÜR DRUCKWEITERLEITUNG GEEIGNET

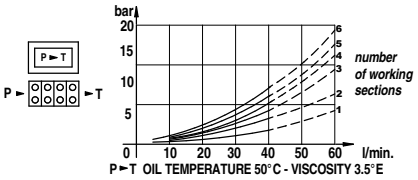

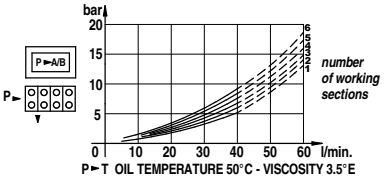

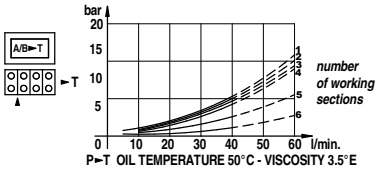

CURSORE
SPOOL TYPE - SCHIEBERTYP

A	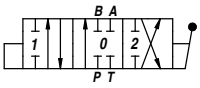
B	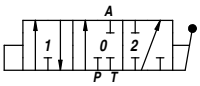
C	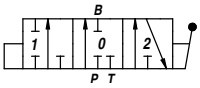
D	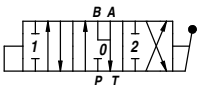
L	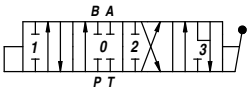
Z	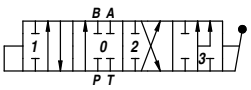

POSIZIONATORE
SPOOL CONTROL - BETÄTIGUNGSART

1	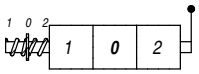
2	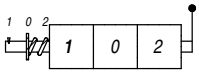
3	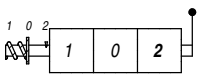
6	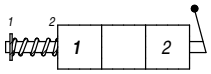
7	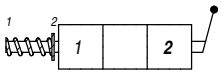
8	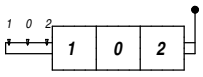
12	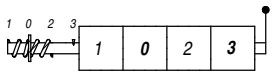
42	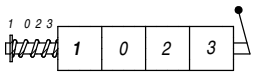

A RICHIESTA
ON REQUEST - AUF ANFRAGE

MC	comando manuale + camma manual operator with cam manuelle Betätigung + Zapfen
MX	leva di sicurezza safety lever Sicherheitshebel
DO	comando a camma cam operator Nockensteuerung
JS	manipolatore joystick Joystick
1P	comando pneumatico pneumatic operator pneumatische Betätigung
MSW	microinterruttore microswitch Mikroschalter-Betätigung
CO	proseguimento di pressione power beyond (carry over) Druckweiterleitung

CONTARINI®

DISTRIBUTORE MONOBLOCCO + RFP
MONOBLOCK VALVE + RFP
MONOBLOCKWEGEVENTILE + RFP

Qn 65 l/min | Q max 90 l/min | **BF 700**

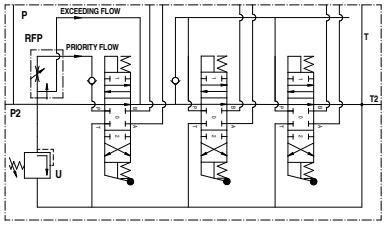

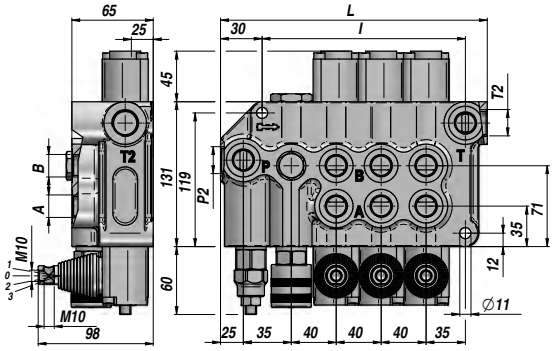

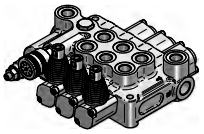

Codice Code Bestell-Nr.	Tipo Type Typ	N° sezioni Sections No. Sektionen-Nr.	Filetti - Threads - Gewinde A-B BSP	P BSP	T BSP	P2 BSP	T2 BSP	PN bar	P MAX U bar	P MAX S bar	L	l	kg
DBF4110001	BF 701/1/GU/MO A1	1									157	106	6,60
DBF4211001	BF 701/2/GU/MO A1x2	2									197	146	9,00
DBF4308001	BF 701/3/GU/MO A1x3	3	1/2"	1/2"	1/2"	1/2"	1/2"	1/2"	1/2"	1/2"	237	186	11,20
DBF4408001	BF 701/4/GU/MO A1x4	4									277	226	13,50

RFP = Regolatore di flusso prioritario (compensato baricamente) - Priority control flow divider (pressure compensated) - Vorzugsmengenteiler (druckkompensiert)

PN = Pressione nominale - Nominal pressure - Nenndruck
P MAX U = Pressione Max. sugli utilizzi - Max. pressure on ports - Max. Druck in den Anschlüssen
P MAX S = Pressione Max. allo scarico - Max. pressure in tank-line - Max Druck am Tank

Valvola Max. Pressione - Relief Valve - DBV: X = 30:90 bar (70) - **U = 80:230 bar (140) (Standard)** - K = 150:300 bar (200)

I CODICI SONO RIFERITI AI MODELLI - THESE CODES REFER TO - DIE ARTIKELNUMMER BEZIEHEN SICH AUF:
DOPPIO EFFETTO - 3 POSIZIONI - RITORNO A MOLLA - A/B CHIUSI - FILETTI BSP - PREDISPOSTO PER CARRY-OVER
DOUBLE ACTING TYPE - 3 POSITIONS - SPRING RETURN - A/B PORTS CLOSED - BSP THREADS - MACHINED FOR CARRY-OVER
D.W. TYPEN - 3 STELLUNGEN - RÜCKFEDER - A/B GESCHLOSSEN - BSP GEWINDE - FÜR DRUCKWEITERLEITUNG GEEIGNET

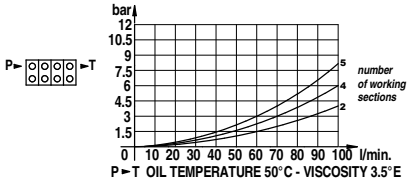

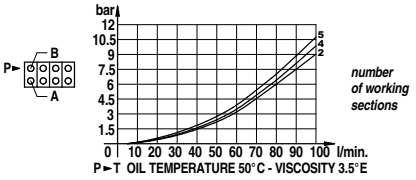

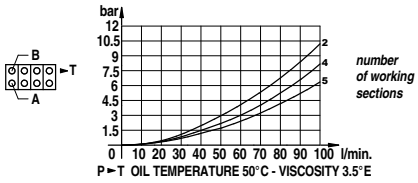

CURSORE SPOOL TYPE - SCHIEBERTYP	
A	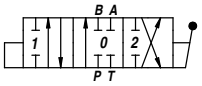
B	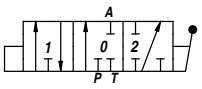
C	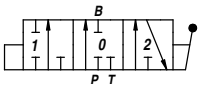
D	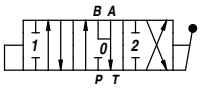
L	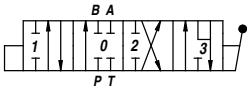
Z	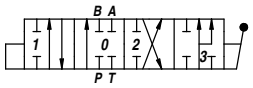

POSIZIONATORE SPOOL CONTROL - BETÄTIGUNGSART	
1	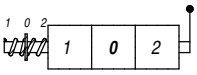
2	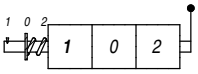
3	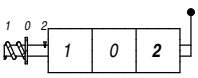
6	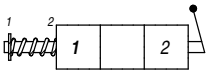
7	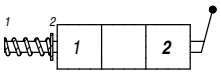
8	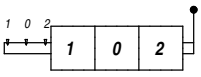
12	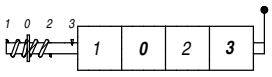
42	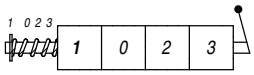

A RICHIESTA ON REQUEST - AUF ANFRAGE	
MC	comando manuale + camma manual operator with cam manuelle Betätigung + Zapfen
DO	comando a camma cam operator Nockensteuerung
JS	manipolatore joystick Joystick
1P	comando pneumatico pneumatic operator pneumatische Betätigung
HO	comando idraulico hydraulic operator hydraulische Betätigung
MSW	microinterruttore microswitch Mikroschalter-Betätigung
CO	proseguimento di pressione power beyond (carry over) Druckweiterleitung

HKU.../4

IDROGUIDA "M+S HYDRAULIC" — "M+S HYDRAULIC" STEERING UNIT — HYDROLENKUNG "M+S HYDRAULIC"
CENTRO APERTO — OPEN CENTER — OFFENE MITTELSTELLUNG
NON REATTIVA — NON LOAD REACTION — OHNE REAKTION BEI BELASTUNG
SENZA VALVOLE — WITHOUT VALVES — OHNE VENTILEN

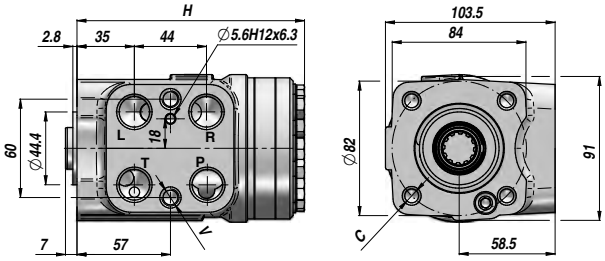

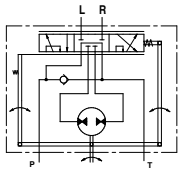

Codice Code Bestell-Nr.	Tipo Type Typ	cm³/giro cm³/rev cm³/U	VMP RF DBV bar	VAS SV SV bar	P MAX bar	P-T R-L BSP	V (x 2)	C (x 4)	H	kg
DHKU004410	HKU 40/4	39,6			140				130,8	5,30
DHKU005410	HKU 50/4	49,5			140				132,2	5,40
DHKU006410	HKU 63/4	65,6			170				133,9	5,50
DHKU008410	HKU 80/4	79,2			170				136,2	5,60
DHKU010410	HKU 100/4	99,0			170				138,8	5,70
DHKU012410	HKU 125/4	123,8			170				142,2	5,80
DHKU016410	HKU 160/4	158,4			170				146,8	6,00
DHKU020410	HKU 200/4	198,0	-	-	170	1/2"	M10x1	M10	152,2	6,30
DHKU025410	HKU 250/4	247,5			170				158,8	6,50
DHKU032410	HKU 320/4	316,8			170				168,2	7,00
DHKU040410	HKU 400/4	396,0			170				178,8	7,40
DHKU050410	HKU 500/4	495,0			170				192,0	8,00
DHKU063410	HKU 630/4	623,6			140				209,3	8,70
DHKU080410	HKU 800/4	793,0			140				232,2	9,60
DHKU100410	HKU1000/4	990,0			100				258,6	10,60

HKUS.../4

IDROGUIDA "M+S HYDRAULIC" — "M+S HYDRAULIC" STEERING UNIT — HYDROLENKUNG "M+S HYDRAULIC"
CENTRO APERTO — OPEN CENTER — OFFENE MITTELSTELLUNG
NON REATTIVA — NON LOAD REACTION — OHNE REAKTION BEI BELASTUNG
CON VALVOLE — WITH VALVES — MIT VENTILEN

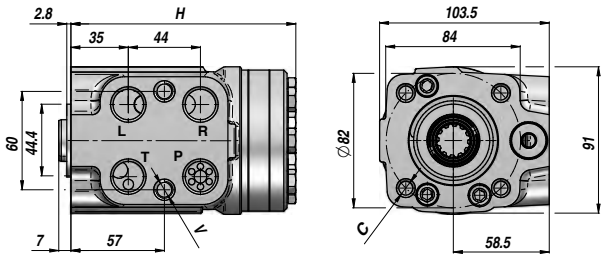

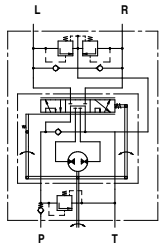

Codice Code Bestell-Nr.	Tipo Type Typ	cm³/giro cm³/rev cm³/U	VMP RF DBV bar	VAS SV SV bar	P MAX bar	P-T R-L BSP	V (x 2)	C (x 4)	H	kg
DHKUS04410	HKUS 40/4/100	39,6			140				130,8	5,30
DHKUS05410	HKUS 50/4/100	49,5			140				132,2	5,40
DHKUS06410	HKUS 63/4/100	65,6			170				133,9	5,50
DHKUS08410	HKUS 80/4/100	79,2			170				136,2	5,60
DHKUS10410	HKUS 100/4/100	99,0			170				138,8	5,70
DHKUS12410	HKUS 125/4/100	123,8	100	160	170	1/2"	M10x1	M10	142,2	5,80
DHKUS16410	HKUS 160/4/100	158,4			170				146,8	6,00
DHKUS20410	HKUS 200/4/100	198,0			170				152,2	6,30
DHKUS25410	HKUS 250/4/100	247,5			170				158,8	6,50
DHKUS32410	HKUS 320/4/100	316,8			170				168,2	7,00
DHKUS40410	HKUS 400/4/100	396,0			170				178,8	7,40
DHKUS50410	HKUS 500/4/100	495,0			170				192,0	8,00

VALVOLE INCORPORATE: VALVOLA NON RITORNO + VALVOLA LIMITATRICE DI PRESSIONE (**VMP**) + VALVOLA ANTICAVITAZIONE + VALVOLA ANTI-SHOCK (**VAS**)
BUILT-IN VALVES: CHECK VALVE + RELIEF VALVE (**RF**) + ANTICAVITATION VALVES + SHOCK VALVES (**SV**)
EINGEBAUTE VENTILE: RÜCKSCHLAGVENTIL + DB VENTIL (**DBV**) + ANTI-KAVITATIONSVENTIL + SCHOCKVENTIL (**SV**)

IDROGUIDA "M+S HYDRAULIC" CENTRO CHIUSO NON REATTIVA CON VALVOLE

"M+S HYDRAULIC" STEERING UNIT — CLOSED CENTER — NON LOAD REACTION — WITH VALVES
HYDROLENKUNG "M+S HYDRAULIC — GESCHL. MITTELSTELLUNG — OHNE REAKTION BEI BELASTUNG — MIT VENTILEN

HKUS.../5

LOAD SENSING

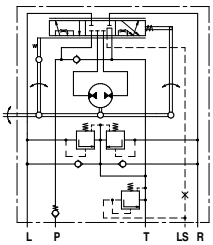

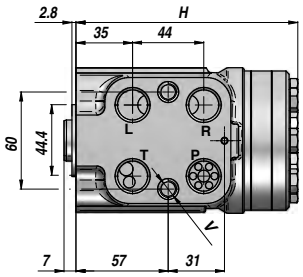

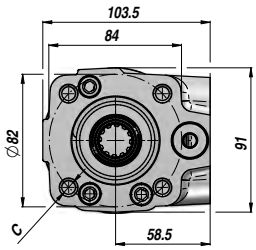

Codice Code Bestell-Nr.	Tipo Type Typ	cm³/giro cm³/rev cm³/U	VMP RF DBV bar	VAS SV SV bar	P MAX bar	P-T R-L BSP	V (x 2)	C (x 4)	H	kg
DHKUS50401	HKUS 40/5/100	39,6			125				130,8	5,30
DHKUS50501	HKUS 50/5/100	49,5			150				132,2	5,40
DHKUS50601	HKUS 63/5/100	65,6			175				133,9	5,50
DHKUS50801	HKUS 80/5/100	79,2			175				136,2	5,60
DHKUS51001	HKUS 100/5/100	99,0			175				138,8	5,70
DHKUS51201	HKUS 125/5/100	123,8	100	160	175	1/2"	M10x1	M10	142,2	5,80
DHKUS51601	HKUS 160/5/100	158,4			175				146,8	6,00
DHKUS52001	HKUS 200/5/100	198,0			175				152,2	6,30
DHKUS52501	HKUS 250/5/100	247,5			175				158,8	6,50
DHKUS53201	HKUS 320/5/100	316,8			175				168,2	7,00
DHKUS54001	HKUS 400/5/100	396,0			175				178,8	7,40

VALVOLE INCORPORATE: VALVOLA NON RITORNO + VALVOLA LIMITATRICE DI PRESSIONE (**VMP**) + VALVOLA ANTICAVITAZIONE + VALVOLA ANTI-SHOCK (**VAS**)
BUILT-IN VALVES: CHECK VALVE + RELIEF VALVE (**RF**) + ANTICAVITATION VALVES + SHOCK VALVES (**SV**)
EINGEBAUTE VENTILE: RÜCKSCHLAGVENTIL + DB VENTIL (**DBV**) + ANTI-KAVITATIONSVENTIL + SCHOCKVENTIL (**SV**)

HKUS.../5 = PER VALVOLA PRIORITARIA FLANGIABILE - FOR FACE MOUNTING PRIORITY VALVE - FÜR MODULARES VORZUGSVENTIL

A RICHIESTA - ON REQUEST - AUF ANFRAGE:
HKUS.../5T = PER VALVOLA PRIORITARIA IN LINEA - FOR PIPE MOUNTING PRIORITY VALVE - FÜR REIHEN-VORZUGSVENTIL
HKUS.../5D - HKUS.../5DT = CON SEGNALE DINAMICO - WITH DYNAMIC SIGNAL - MIT DYNAMISCHEM SIGNAL

VALVOLA PRIORITARIA PER IDROGUIDA LOAD-SENSING

PRIORITY VALVE FOR LOAD-SENSING STEERING UNIT
VORZUGSVENTIL FÜR LOAD-SENSING HYDROLENKUNG

VPRD VPRTA

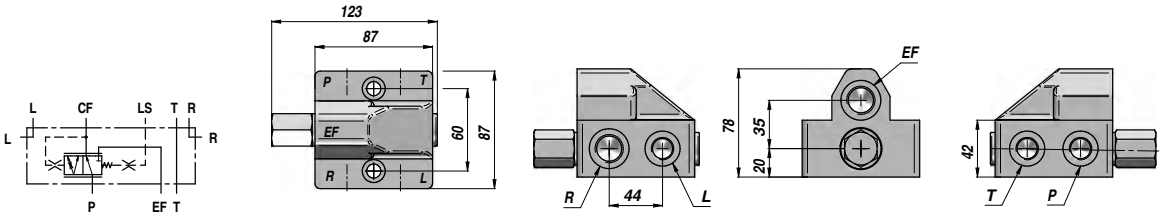

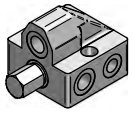

PRD - STATIC SIGNAL

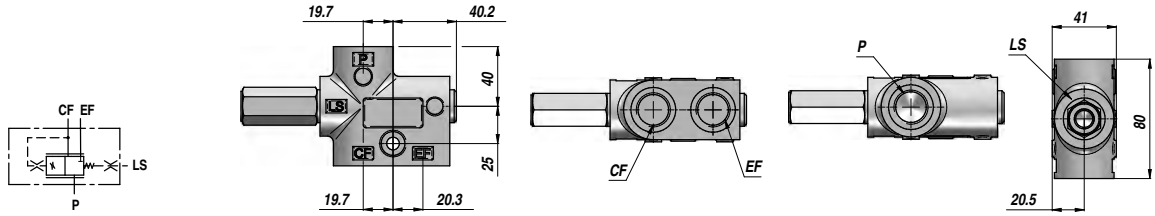

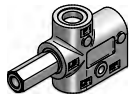

PRTA - STATIC SIGNAL

Codice Code Bestell-Nr.	Tipo Type Typ	Segnale Signal Signal	Q MAX l/min	Molla Spring Feder	P - EF BSP	T - R - L BSP	CF BSP	LS BSP	kg
VPRD0800 **	PRD 80/** (x HKUS.../5)	Static	80	4-7-10 bar	1/2"	3/8"			2,25
VPRDD080 **	PRD-D 80/** (x HKUS.../5)	Dynamic	80	4-7-10 bar	1/2"	3/8"			2,25
VPRTA080 **	PRTA 80/** (x HKUS.../5T)	Static	80	4-7-10 bar	1/2"		1/2"	1/4"	1,30
VPRTAD08 **	PRTA-D 80/** (x HKUS.../5T)	Dynamic	80	4-7-10 bar	1/2"		1/2"	1/4"	1,30

** = 04 - 07 - 10 bar

DIG2S...-1

IDROGUIDA "Z-J HYDRAULIC"
"Z-J HYDRAULIC" STEERING UNIT
HYDROLENKUNG "Z-J HYDRAULIC"

CENTRO APERTO
OPEN CENTER
OFFENE MITTELSTELLUNG

NON REATTIVA
NON LOAD REACTION
OHNE REAKTION BEI BELASTUNG

CON VALVOLE
WITH VALVES
MIT VENTILEN



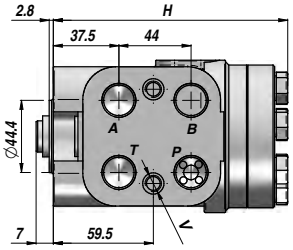

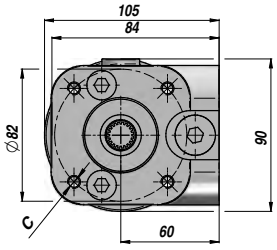

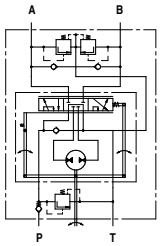

Codice Code Bestell-Nr.	Tipo Type Typ	cm³/giro cm³/rev cm³/U	VMP RF DBV bar	VAS SV SV bar	P MAX bar	P-T A-B BSP	V (x 2)	C (x 4)	H	kg
DIG2S105010E	DIG2S-1-050-10-E	50							140,0	6,00
DIG2S108010E	DIG2S-1-080-10-E	80							144,0	6,20
DIG2S110010E	DIG2S-1-100-10-E	100							146,0	6,30
DIG2S112510E	DIG2S-1-125-10-E	125	100	160	160	1/2"	M10x1	M10	149,0	6,40
DIG2S116010E	DIG2S-1-160-10-E	160							154,0	6,60
DIG2S120010E	DIG2S-1-200-10-E	200							159,0	6,80
DIG2S125010E	DIG2S-1-250-10-E	250							165,0	7,00
DIG2S131510E	DIG2S-1-315-10-E	315							175,0	7,40

VALVOLE INCORPORATE: NON RITORNO + LIMITATRICE DI PRESSIONE (**VMP**) + ANTICAVITAZIONE + ANTI-SHOCK (**VAS**)
BUILT-IN VALVES: CHECK VALVE + RELIEF VALVE (**RF**) + ANTICAVITATION VALVES + SHOCK VALVES (**SV**)
EINGEBAUTE VENTILE: RÜCKSCHLAGVENTIL + DB VENTIL (**DBV**) + ANTI-KAVITATIONSVENTIL + SCHOCKVENTIL (**SV**)

ACI

COLONNETTA PER IDROGUIDA
STEERING COLUMN
LENKSÄULE

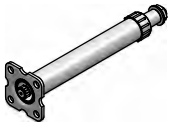

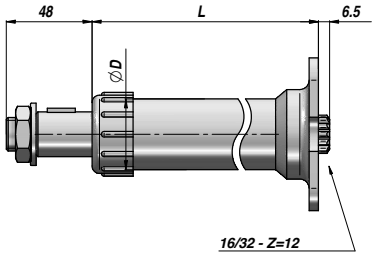

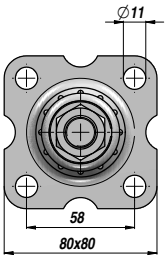

Codice Code Bestell-Nr.	L	ØD	Cono Taper Kegel	kg
ACI0075000	75			0,70
ACI0150000	150			0,97
ACI0200000	200			1,05
ACI0270000	270			1,25
ACI0350000	350	38	Type 1 1:20 Ø23,2 M18x1,5	1,45
ACI0400000	400			1,55
ACI0450000	450			1,65
ACI0520000	520			1,92
ACI0600000	600			2,05
ACI0750000	775			2,45

VOLANTE
STEERING WHEEL
STEUERRAD

AV

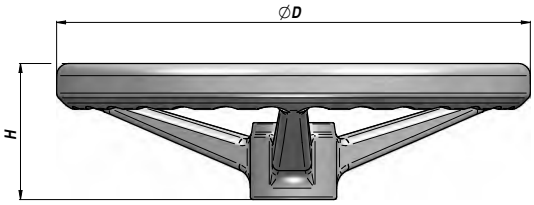

Codice Code Bestell-Nr.	Tipo Type Typ	ØD	H	Cono Taper Kegel	kg
AV00320001	360	352	105	1.20 (Type 1)	1,80
AV00320008	435	434	139	1.20 (Type 1)	2,18

TAPPO PER VOLANTE
CAP FOR STEERING-WHEEL
STEUERRADSTOPFEN

AT

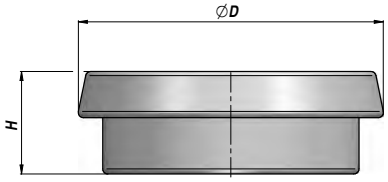

Codice Code Bestell-Nr.	Per volante For steering-wheel Für Steuerrad	ØD	H	kg x 100
AT00470064	360	62	20	1,30
AT00470004	435	64	16,5	1,50

POMELLO RIGIDO PER VOLANTE
HARD KNOB FOR STEERING-WHEEL
STARRER STEUERRADKNOPF

AP

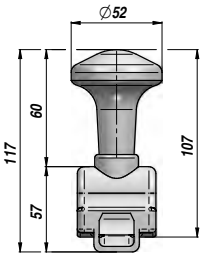

Type 360

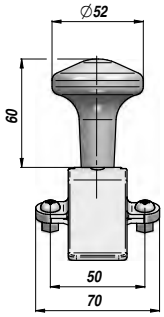

Type 435

Codice Code Bestell-Nr.	Per volante For steering-wheel Für Steuerrad	kg x 100
AP00340212	Type 360	8,50
AP00340015	Type 435	21,00

MCPN

MOTORE "Z-J HYDRAULIC"
"Z-J HYDRAULIC" MOTOR
MOTOR "Z-J HYDRAULIC"

ALBERO CILINDRICO Ø25
PARALLEL SHAFT Ø25
ZYLINDRISCHE WELLE Ø25

FLANGIA "SAE A" - 2 FORI
"SAE A" FLANGE - 2 HOLES
FLANSCH "SAE A" - 2 BOHRUNGEN

Standard: CON CUSCINETTI A RULLI PER CARICHI RADIALI - WITH NEEDLE BEARINGS FOR RADIAL LOADS - MIT ROLLENLAGERN FÜR RADIALE BELASTUNG

VALVOLE UNIDIREZIONALI INCORPORATE
BUILT-IN CHECK VALVES
EINGEBAUTE RÜCKSCHLAGVENTILE

VERNICIATO NERO
BLACK PAINTED
SCHWARZ GRUNDIERT

PREDISPOSTO PER IL DRENAGGIO
MACHINED FOR DRAIN CONNECTION
FÜR DRÄNLEITUNG GEEIGNET

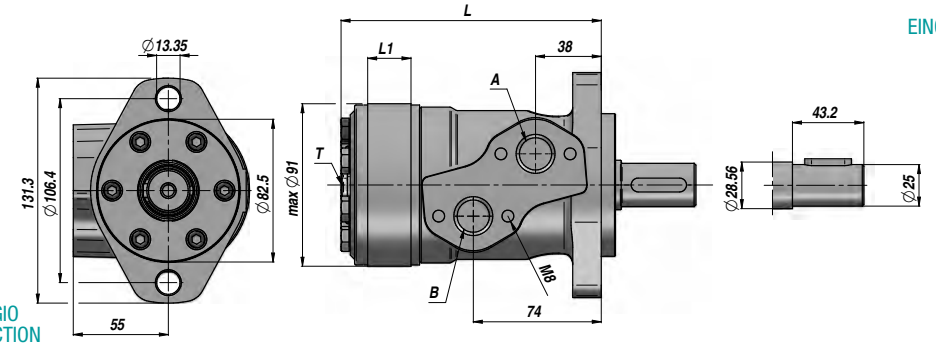

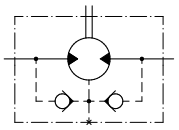

Codice Code Bestell-Nr.	Tipo Type Typ	cm³/giro cm³/rev cm³/U	n. Max giri/min rpm - U/Min.	M Max daNm	Q MAX l/min	P MAX bar Caduta Drop Gefälle Δp	P MAX bar Ingresso Inlet Eingang	P MAX bar Ritorno Return Rücklauf	A - B	T	L	L1	kg
			LAVORO CONTINUO - CONTINUOUS WORK - DAUERARBEIT										
MCPN036CD0	MC-PN 36 CD	36.0	1500	5.5	55	125	165	165 *			137,0	7.0	5,60
MCPN050CD0	MC-PN 50 CD	51.7	1150	10.0	60	140	165	165 *			137,0	7.0	5,60
MCPN080CD0	MC-PN 80 CD	77.7	770	14,6	60	140	165	165 *			140,5	10,5	5,70
MCPN100CD0	MC-PN 100 CD	96.2	615	18,2	60	140	165	165 *			143,0	13,0	5,90
MCPN125CD0	MC-PN 125 CD	120,2	490	23,6	60	140	165	165 *			146,0	16,0	6,00
MCPN160CD0	MC-PN 160 CD	157,2	383	30,2	60	140	165	165 *	1/2"	1/4"	151,0	21,0	6,20
MCPN200CD0	MC-PN 200 CD	194,5	310	36,0	60	140	165	165 *			157,0	26,0	6,40
MCPN250CD0	MC-PN 250 CD	240,3	250	38,0	60	110	165	165 *			162,0	32,0	6,60
MCPN315CD0	MC-PN 315 CD	314,5	192	37,5	60	90	165	165 *			172,0	42,0	6,90
MCPN400CD0	MC-PN 400 CD	389,5	155	36,0	60	70	165	165 *			182,0	52,0	7,40
MCPN500CD0	MC-PN 500 CD	486,5	120	38,5	60	60	165	165 *			195,0	65,0	8,00

* = CON DRENAGGIO - WITH DRAIN - MIT DRÄNLEITUNG

PRESSIONE MAX. AL RITORNO SENZA DRENAGGIO
MAX. RETURN PRESSURE WITHOUT DRAIN
MAX GEGENDRUCK OHNE DRÄNLEITUNG

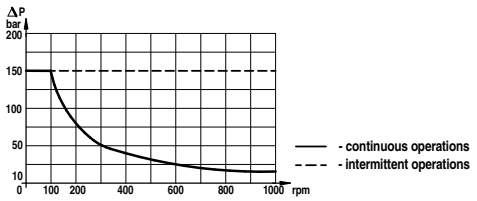

CARICHI AMMESSI SULL'ALBERO
PERMISSIBLE SHAFT LOADS
ZULÄSSIGE WELLENBELASTUNGEN

Con cuscinetti a rulli - With Needle bearings - Mit Rollenlagern : "N"

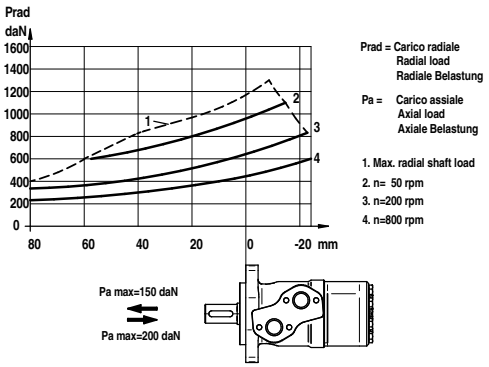

CONTARINI®

MOTORE "Z-J HYDRAULIC" / ALBERO CILINDRICO Ø25 / FLANGIA "SAE A" - 2 FORI

"Z-J HYDRAULIC" MOTOR
MOTOR "Z-J HYDRAULIC"

PARALLEL SHAFT Ø25
ZYLINDRISCHE WELLE Ø25

"SAE A" FLANGE - 2 HOLES
FLANSCH "SAE A" - 2 BOHRUNGEN

MCRN

Standard: CON CUSCINETTI A RULLI PER CARICHI RADIALI - WITH NEEDLE BEARINGS FOR RADIAL LOADS - MIT ROLLENLAGERN FÜR RADIALE BELASTUNG

VALVOLE UNIDIREZIONALI INCORPORATE
BUILT-IN CHECK VALVES
EINGEBAUTE RÜCKSCHLAGVENTILE

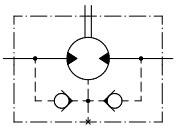

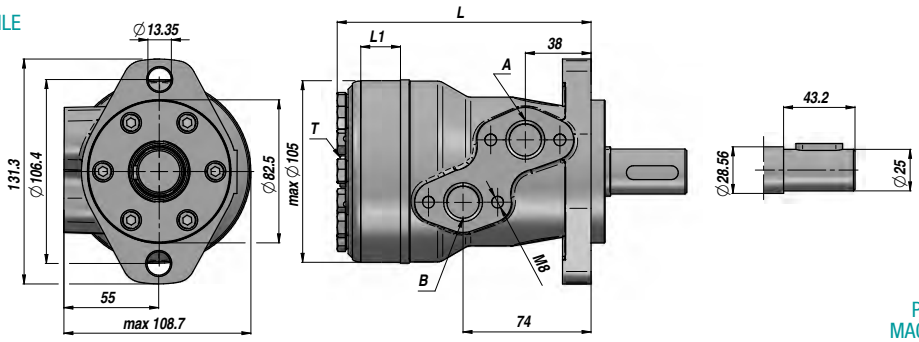

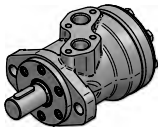

VERNICIATO NERO
BLACK PAINTED
SCHWARZ GRUNDIERT

PREDISPOSTO PER IL DRENAGGIO
MACHINED FOR DRAIN CONNECTION
FÜR DRÄNLEITUNG GEEIGNET

Codice Code Bestell-Nr.	Tipo Type Typ	cm³/giro cm³/rev cm³/U	n. Max giri/min rpm - U/Min.	M Max daNm	Q MAX l/min	P MAX bar Caduta Drop Gefälle Δp	P MAX bar Ingresso Inlet Eingang	P MAX bar Ritorno Return Rücklauf	A - B	T	L	L1	kg
			LAVORO CONTINUO - CONTINUOUS WORK - DAUERARBEIT										
MCRN036CD0	MC-RN 36 CD	36.0	1085	7.2	40	140	175	175 *			137	7.0	6.50
MCRN050CD0	MC-RN 50 CD	51.7	960	10,0	50	140	175	175 *			140	10,0	6.70
MCRN080CD0	MC-RN 80 CD	81.5	750	19,5	60	175	175	175 *			146	16,0	6.90
MCRN100CD0	MC-RN 100 CD	102,0	600	24,0	60	175	175	175 *			150	20,0	6.90
MCRN125CD0	MC-RN 125 CD	127,2	475	30,0	60	175	175	175 *			155	25,0	7.20
MCRN160CD0	MC-RN 160 CD	157,2	378	36,0	60	165	175	175 *	1/2"	1/4"	161.5	30,5	7.50
MCRN200CD0	MC-RN 200 CD	194,5	310	36,0	60	130	175	175 *			170	38,1	8.00
MCRN250CD0	MC-RN 250 CD	253,3	240	39,0	60	110	175	175 *			180	50,0	8.50
MCRN315CD0	MC-RN 315 CD	317,5	190	39,0	60	90	175	175 *			192	62,0	9,00
MCRN400CD0	MC-RN 400 CD	381,4	155	36,5	60	70	175	175 *			204	74,0	9,30

* = CON DRENAGGIO - WITH DRAIN - MIT DRÄNLEITUNG

PRESSIONE MAX. AL RITORNO SENZA DRENAGGIO
MAX. RETURN PRESSURE WITHOUT DRAIN
MAX GEGENDRUCK OHNE DRÄNLEITUNG

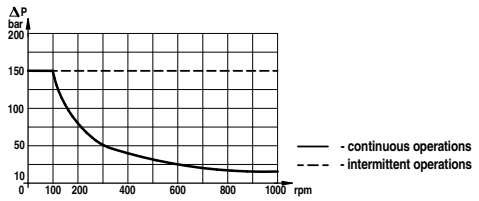

CARICHI AMMESSI SULL'ALBERO
PERMISSIBLE SHAFT LOADS
ZULÄSSIGE WELLENBELASTUNGEN

Con cuscinetti a rulli - With Needle bearings - Mit Rollenlagern : "N"

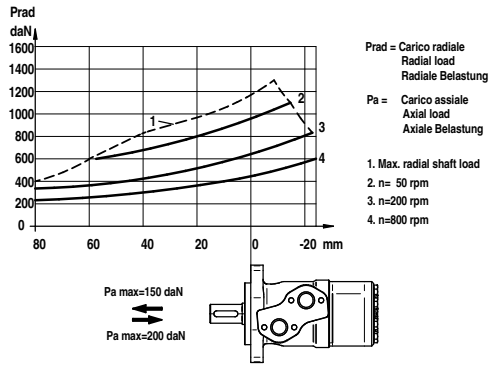

MCSY

MOTORE "Z-J HYDRAULIC"
"Z-J HYDRAULIC" MOTOR
MOTOR "Z-J HYDRAULIC"

ALBERO CILINDRICO Ø32
PARALLEL SHAFT Ø32
ZYLINDRISCHE WELLE Ø32

FLANGIA "SAE A" - 4 FORI
"SAE A" FLANGE - 4 HOLES
FLANSCH "SAE A" - 4 BOHRUNGEN

Standard: CON CUSCINETTI A RULLI PER CARICHI RADIALI - WITH NEEDLE BEARINGS FOR RADIAL LOADS - MIT ROLLENLAGERN FÜR RADIALE BELASTUNG

VALVOLE UNIDIREZIONALI INCORPORATE
BUILT-IN CHECK VALVES
EINGEBAUTE RÜCKSCHLAGVENTILE

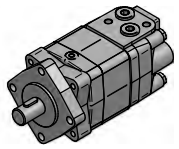

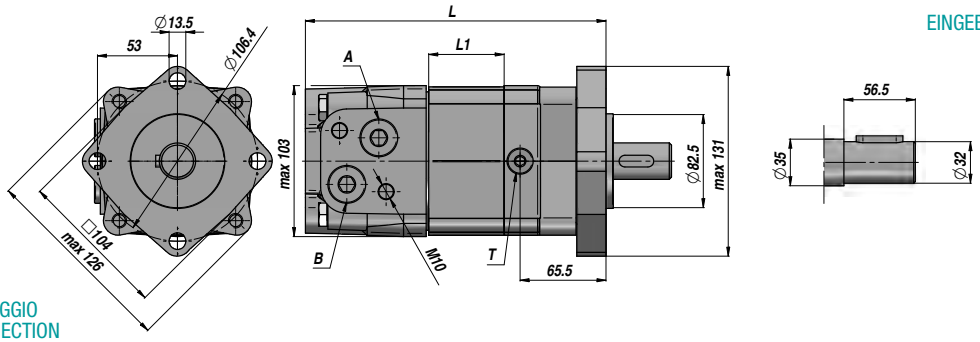

VERNICIATO NERO
BLACK PAINTED
SCHWARZ GRUNDIERT

PREDISPOSTO PER IL DRENAGGIO
MACHINED FOR DRAIN CONNECTION
FÜR DRÄNLEITUNG GEEIGNET

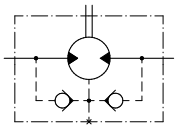

Codice Code Bestell-Nr.	Tipo Type Typ	cm³/giro cm³/rev cm³/U	n. Max giri/min rpm - U/Min.	M Max daNm	Q MAX l/min	P MAX bar Caduta Drop Gefälle Δp	P MAX bar Ingresso Inlet Eingang	P MAX bar Ritorno Return Rücklauf	A - B	T	L	L1	kg
			LAVORO CONTINUO - CONTINUOUS WORK - DAUERARBEIT										
MCSY080C00	MC-SY 80 C	80,6	800	22,5	65	205	225	125 *			170	16,0	9,80
MCSY100C00	MC-SY 100 C	100,8	748	29,0	75	205	225	125 *			174	20,0	10,00
MCSY125C00	MC-SY 125 C	125,0	600	36,5	75	205	225	125 *			179	25,0	10,30
MCSY160C00	MC-SY 160 C	154,0	470	48,5	75	210	225	125 *			181	27,0	10,70
MCSY200C00	MC-SY 200 C	194,0	375	58,6	75	210	225	125 *	1/2"	1/4"	188	34,0	11,10
MCSY250C00	MC-SY 250 C	243,0	300	70,8	75	200	225	125 *			196	42,0	11,60
MCSY315C00	MC-SY 315 C	311,0	240	88,0	75	200	225	125 *			208	54,0	12,30
MCSY400C00	MC-SY 400 C	394,0	185	88,0	75	160	225	125 *			223	69,0	13,20
MCSY475C00	MC-SY 475 C	475,0	155	91,0	75	140	225	125 *			237	83,0	14,30

* = CON DRENAGGIO - WITH DRAIN - MIT DRÄNLEITUNG

PRESSIONE MAX. AL RITORNO SENZA DRENAGGIO
MAX. RETURN PRESSURE WITHOUT DRAIN
MAX GEGENDRUCK OHNE DRÄNLEITUNG

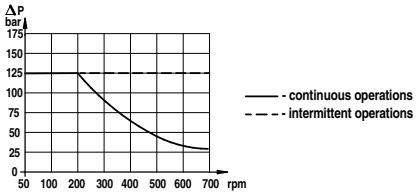

CARICHI AMMESSI SULL'ALBERO
PERMISSIBLE SHAFT LOADS
ZULÄSSIGE WELLENBELASTUNGEN

Con cuscinetto a rulli - With Needle bearings - Mit Rollenlagern : "N"

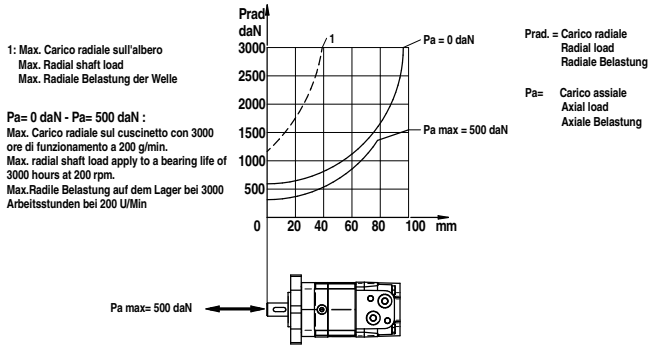

CONTARINI®

MOTORE "M+S HYDRAULIC" — ALBERO CILINDRICO Ø16 — SENZA FLANGIA

"M+S HYDRAULIC" MOTOR — PARALLEL SHAFT Ø16 — WITHOUT FLANGE
MOTOR "M+S HYDRAULIC" — ZYLINDRISCHE WELLE Ø16 — OHNE FLANSCH

MPM (MM)

Standard: CONNESSIONI POSTERIORI - REAR PORTS - ANSCHLÜSSE HINTEN

VALVOLE UNIDIREZIONALI INCORPORATE
BUILT-IN CHECK VALVES
EINGEBAUTE RÜCKSCHLAGVENTILE

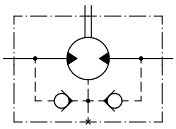

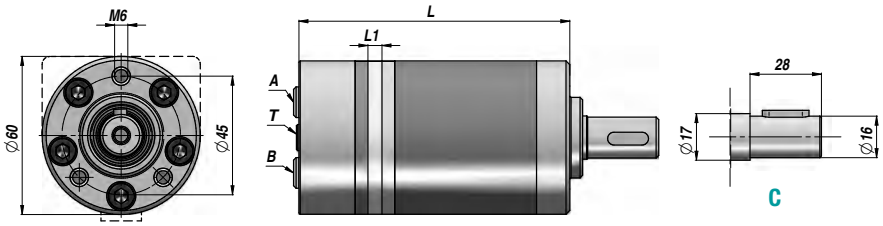

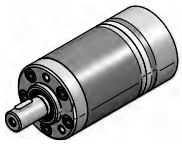

PREDISPOSTO PER IL DRENAGGIO
MACHINED FOR DRAIN CONNECTION
FÜR DRÄNLEITUNG GEEIGNET

Codice Code Bestell-Nr.	Tipo Type Typ	cm³/giro cm³/rev cm³/U	n. Max giri/min rpm - U/Min.	M Max daNm	Q MAX l/min	P MAX bar Caduta Drop Gefälle Δp	P MAX bar Ingresso Inlet Eingang	P MAX bar Ritorno Return Rücklauf	A - B	T	L	L1	kg
			LAVORO CONTINUO - CONTINUOUS WORK - DAUERARBEIT										
MPM008NC16	MPM 8 C	8,2	1950	1,1	16	105	140	140 *	3/8"	1/8"	104	3,5	1,90
MPM012NC16	MPM 12 C	12,9	1550	1,6	20	105	140	140 *			106	5,5	2,00
MPM020NC16	MPM 20 C	20,0	1000	2,5	20	105	140	140 *			109	8,5	2,10
MPM032NC16	MPM 32 C	31,8	630	4,0	20	105	140	140 *			114	13,5	2,20
MPM040NC16	MPM 40 C	40,0	500	4,1	20	82,5	140	140 *			117,5	17,0	2,30
MPM050NC16	MPM 50 C	50,0	400	4,5	20	70	140	140 *			121,5	21,0	2,50

* = CON DRENAGGIO - WITH DRAIN - MIT DRÄNLEITUNG

OPTION

P.../R
VMP SULLA LINEA "A"
RELIEF VALVE ON LINE "A"
DBV AUF LEITUNG "A"

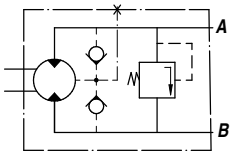

P.../L
VMP SULLA LINEA "B"
RELIEF VALVE ON LINE "B"
DBV AUF LEITUNG "B"

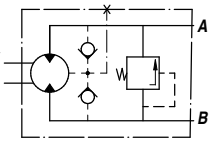

.../D
VMP SULLE LINEE "A/B"
RELIEF VALVE ON LINES "A/B"
DBV AUF LEITUNGEN "A/B"

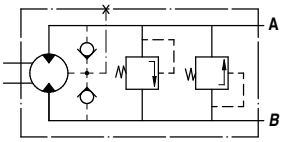

OPTION

CK

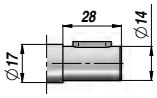

SH

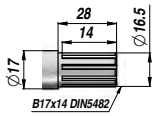

OPTION

F: (Oval Mount)

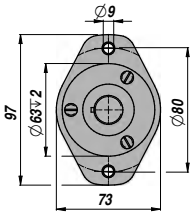

FLANGE KIT
Code: MF48443014

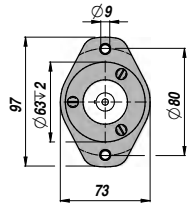

CON N.3 VITI M6x14"
WITH No.3 SCREWS M6x14
MIT Nr.3 SCHRAUBEN M6x14

OPTION

S: CONNESSIONI LATERALI
SIDE PORTS
ANSCHLÜSSE SEITLICH

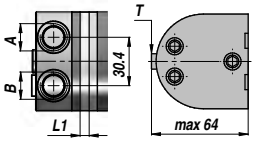

PRESSIONE MAX. AL RITORNO SENZA DRENAGGIO
MAX. RETURN PRESSURE WITHOUT DRAIN
MAX GEGENDRUCK OHNE DRÄNLEITUNG

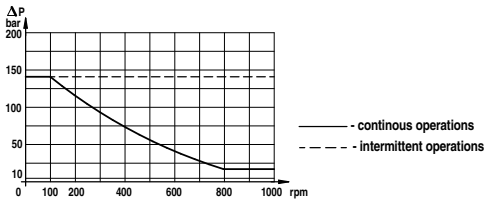

CARICHI AMMESSI SULL'ALBERO
PERMISSIBLE SHAFT LOADS
ZULÄSSIGE WELLENBELASTUNGEN

Albero-Shaft-Welle: "C-CK-SH"

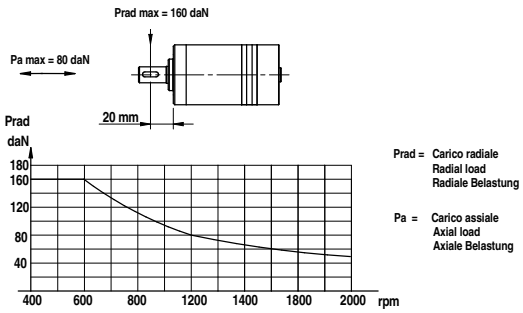

MPP (MP)

MOTORE "M+S HYDRAULIC" / "M+S HYDRAULIC" MOTOR / MOTOR "M+S HYDRAULIC"

ALBERO CILINDRICO Ø25 / PARALLEL SHAFT Ø25 / ZYLINDRISCHE WELLE Ø25

FLANGIA "SAE A" - 2 FORI / "SAE A" FLANGE - 2 HOLES / FLANSCH "SAE A" - 2 BOHRUNGEN

Standard: CONNESSIONI LATERALI - SIDE PORTS - ANSCHLÜSSE SEITLICH

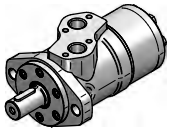

VALVOLE UNIDIREZIONALI INCORPORATE
BUILT-IN CHECK VALVES
EINGEBAUTE RÜCKSCHLAGVENTILE

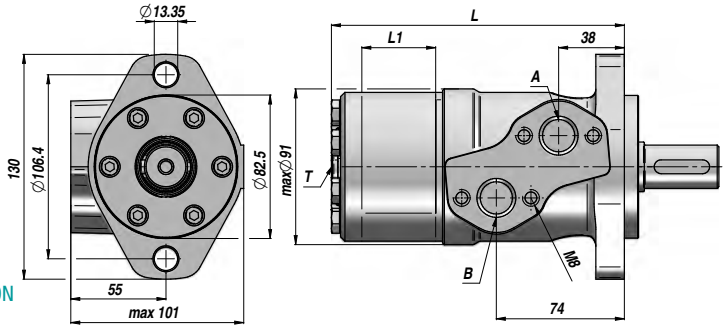

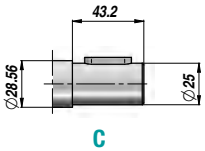

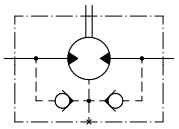

PREDISPOSTO PER IL DRENAGGIO
MACHINED FOR DRAIN CONNECTION
FÜR DRÄNLEITUNG GEEIGNET

Codice Code Bestell-Nr.	Tipo Type Typ	cm³/giro cm³/rev cm³/U	n. Max giri/min rpm - U/Min.	M Max daNm	Q MAX l/min	P MAX bar Caduta Drop Gefälle Δp	P MAX bar Ingresso Inlet Eingang	P MAX bar Ritorno Return Rücklauf	A - B	T	L	L1	kg
			LAVORO CONTINUO - CONTINUOUS WORK - DAUERARBEIT										
MSP025NC25**	MPP 25 CD	25,0	1600	3,3	40	100	175	175 *			134	5,20	5,60
MSP032NC25**	MPP 32 CD	32,0	1560	4,3	50	100	175	175 *			135	6,30	5,60
MSP040NC25**	MPP 40 CD	40,0	1500	6,2	60	120	175	175 *			136,5	7,40	5,70
MSP050NC25	MPP 50 C	49,5	1210	9,4	60	140	175	175 *			135,5	6,67	5,80
MSP080NC25	MPP 80 C	79,2	755	15,1	60	140	175	175 *			139,5	10,67	5,90
MSP100NC25	MPP 100 C	99,0	605	19,3	60	140	175	175 *			142	13,33	6,10
MSP125NC25	MPP 125 C	123,8	486	23,7	60	140	175	175 *			145,5	16,67	6,20
MSP160NC25	MPP 160 C	158,4	378	31,3	60	140	175	175 *	1/2"	1/4"	150	21,33	6,40
MSP200NC25	MPP 200 C	198,0	303	36,6	60	140	175	175 *			155,5	26,67	6,60
MSP250NC25	MPP 250 C	247,5	242	38,0	60	110	175	175 *			162	33,33	6,80
MSP315NC25	MPP 315 C	316,8	190	38,0	60	90	175	175 *			171,5	42,67	7,10
MSP400NC25	MPP 400 C	396,0	150	36,0	60	70	175	175 *			182	53,33	7,60
MSP500NC25	MPP 500 C	495,0	120	39,0	60	60	140	140 *			195,5	66,63	8,90
MSP630NC25	MPP 630 C	623,6	95	44,0	60	55	140	140 *			213	84,00	9,50

* = CON DRENAGGIO - WITH DRAIN - MIT DRÄNLEITUNG

** Solo Versione "D" - "D" Version only - Nur Version "D" (vedi grafico - see diagram - siehe Diagramm)

OPTION

CO

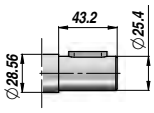

SH

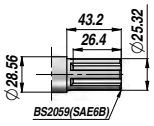

K

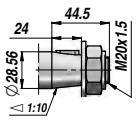

CB

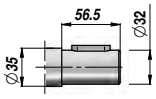

KB

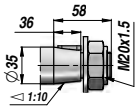

OPTION

Q: (Square Mount)

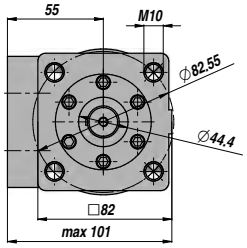

F: SAE A/4 (Oval Mount)

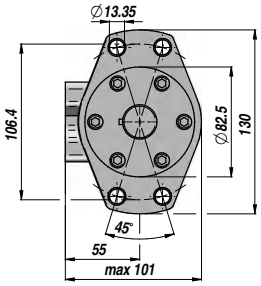

OPTION

E: CONNESSIONI POSTERIORI
REAR PORTS
ANSCHLÜSSE HINTEN

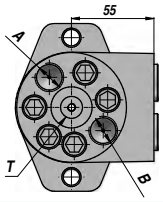

PRESSIONE MAX. AL RITORNO SENZA DRENAGGIO
MAX. RETURN PRESSURE WITHOUT DRAIN
MAX GEGENDRUCK OHNE DRÄNLEITUNG

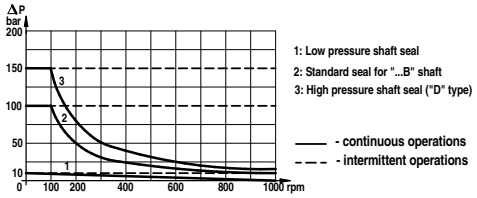

CARICHI AMMESSI SULL'ALBERO
PERMISSIBLE SHAFT LOADS
ZULÄSSIGE WELLENBELASTUNGEN

Albero - Shaft - Welle : " C-CO "

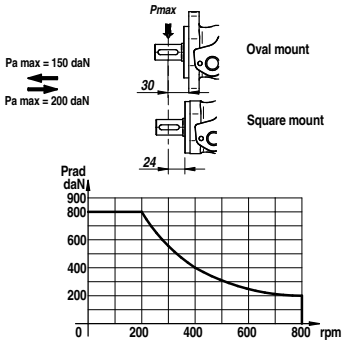

Con cuscinetti a rulli - With Needle bearings - Mit Rollenlagern : "N"

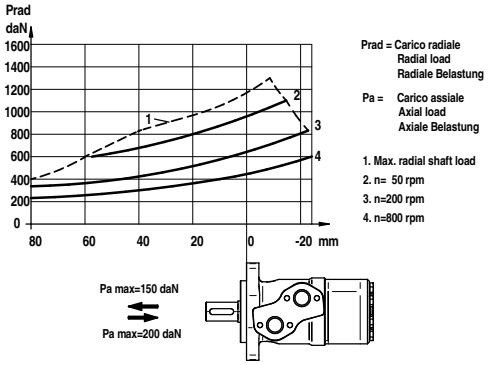

VERSIONI SPECIALI - SPECIAL VERSIONS - SPEZIELLE VERSIONEN

D: guarnizione albero - shaft seal - Welledichtung: max 150 bar
N/D: con cuscinetti a rulli - with needle bearings - mit Rollenlagern
W: versione ruota - wheel mount - Radversion

CONTARINI®

MOTORE "M+S HYDRAULIC" — ALBERO CILINDRICO Ø25 — FLANGIA "SAE A" - 2 FORI

"M+S HYDRAULIC" MOTOR — PARALLEL SHAFT Ø25 — "SAE A" FLANGE - 2 HOLES
MOTOR "M+S HYDRAULIC" — ZYLINDRISCHE WELLE Ø25 — FLANSCH "SAE A" - 2 BOHRUNGEN

MPR (MR)

Standard: CONNESSIONI LATERALI - SIDE PORTS - ANSCHLÜSSE SEITLICH

VALVOLE UNIDIREZIONALI INCORPORATE
BUILT-IN CHECK VALVES
EINGEBAUTE RÜCKSCHLAGVENTILE

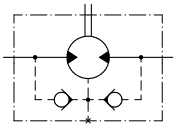

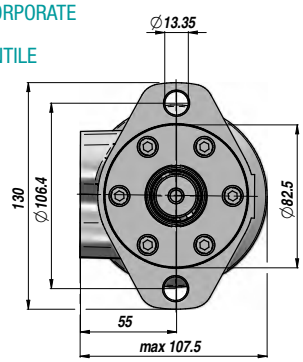

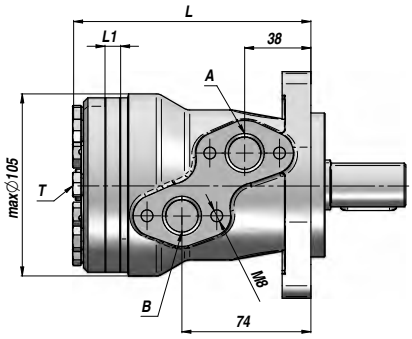

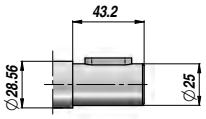

PREDISPOSTO PER IL DRENAGGIO
MACHINED FOR DRAIN CONNECTION
FÜR DRÄNLEITUNG GEEIGNET

Codice Code Bestell-Nr.	Tipo Type Typ	cm³/giro cm³/rev cm³/U	n. Max giri/min rpm - U/Min.	M Max daNm	Q MAX l/min	P MAX bar Caduta Drop Gefälle Δp	P MAX bar Ingresso Inlet Eingang	P MAX bar Ritorno Return Rücklauf	A - B	T	L	L1	kg
			LAVORO CONTINUO - CONTINUOUS WORK - DAUERARBEIT										
MSR050NC25	MPR 50 C	51,5	775	10,0	40	140	175	175 *			138	9,0	6,80
MSR080NC25	MPR 80 C	80,3	750	20,0	60	175	175	175 *			143	14,0	6,90
MSR100NC25	MPR 100 C	99,8	600	24,0	60	175	175	175 *			146	17,4	7,20
MSR125NC25	MPR 125 C	125,7	475	30,0	60	175	175	175 *			150,5	21,8	7,30
MSR160NC25	MPR 160 C	159,6	375	39,0	60	175	175	175 *	1/2"	1/4"	156,5	27,8	7,50
MSR200NC25	MPR 200 C	199,8	300	38,5	60	140	175	175 *			163,5	34,8	8,00
MSR250NC25	MPR 250 C	250,1	240	39,0	60	110	175	175 *			172	43,5	8,40
MSR315NC25	MPR 315 C	315,7	190	36,0	60	85	175	175 *			183	54,8	9,10
MSR400NC25	MPR 400 C	397,0	150	38,0	60	65	175	175 *			198	69,4	9,80

* = CON DRENAGGIO - WITH DRAIN - MIT DRÄNLEITUNG

OPTION

CO

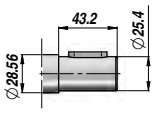

SH

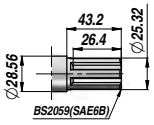

K

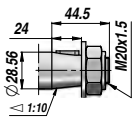

CB

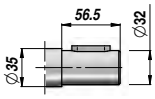

KB

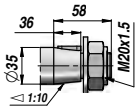

OPTION

Q: (Square Mount)

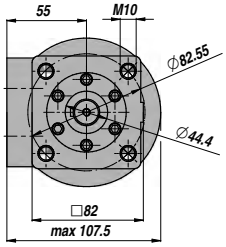

F: SAE A/4 (Oval Mount)

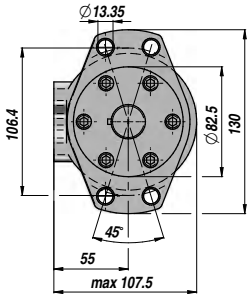

OPTION

E: CONNESSIONI POSTERIORI
REAR PORTS
ANSCHLÜSSE HINTEN

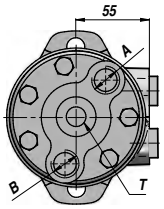

PRESSIONE MAX. AL RITORNO SENZA DRENAGGIO
MAX. RETURN PRESSURE WITHOUT DRAIN
MAX GEGENDRUCK OHNE DRÄNLEITUNG

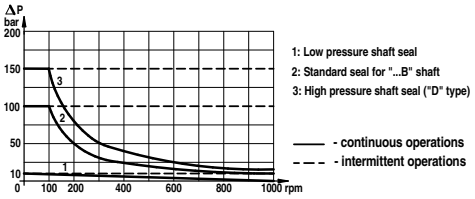

CARICHI AMMESSI SULL'ALBERO
PERMISSIBLE SHAFT LOADS
ZULÄSSIGE WELLENBELASTUNGEN

Albero - Shaft - Welle : " C-CO "

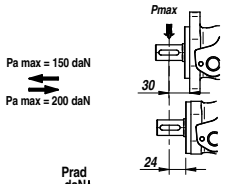

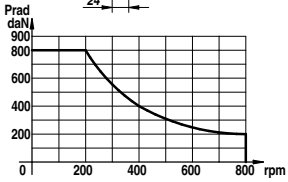

Con cuscinetti a rulli - With Needle bearings - Mit Rollenlagern : "N"

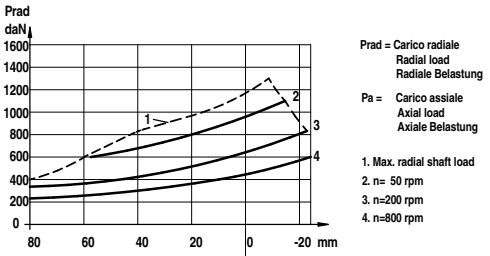

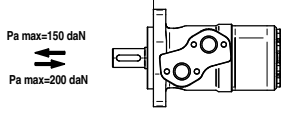

VERSIONI SPECIALI - SPECIAL VERSIONS - SPEZIELLE VERSIONEN

D: guarnizione albero - shaft seal - Welledichtung: max 150 bar
N/D: con cuscinetti a rulli - with needle bearings - mit Rollenlagern
W: versione ruota - wheel mount - Radversion

MPS (MS)

MOTORE "M+S HYDRAULIC"
"M+S HYDRAULIC" MOTOR
MOTOR "M+S HYDRAULIC"

ALBERO CILINDRICO Ø32
PARALLEL SHAFT Ø32
ZYLINDRISCHE WELLE Ø32

FLANGIA "SAE A" - 4 FORI
"SAE A" FLANGE - 4 HOLES
FLANSCH "SAE A" - 4 BOHRUNGEN

Standard: CONNESSIONI LATERALI - SIDE PORTS - ANSCHLÜSSE SEITLICH

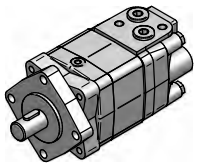

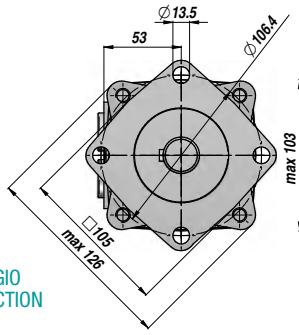

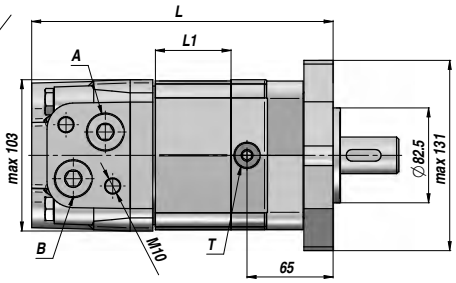

VALVOLE UNIDIREZIONALI INCORPORATE
BUILT-IN CHECK VALVES
EINGEBAUTE RÜCKSCHLAGVENTILE

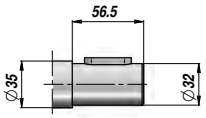

C

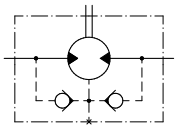

PREDISPOSTO PER IL DRENAGGIO
MACHINED FOR DRAIN CONNECTION
FÜR DRÄNLEITUNG GEEIGNET

Codice Code Bestell-Nr.	Tipo Type Typ	cm³/giro cm³/rev cm³/U	n. Max giri/min rpm - U/Min.	M Max daNm	Q MAX l/min	P MAX bar Caduta Drop Gefälle Δp	P MAX bar Ingresso Inlet Eingang	P MAX bar Ritorno Return Rücklauf	A - B	T	L	L1	kg
			LAVORO CONTINUO - CONTINUOUS WORK - DAUERARBEIT										
MPS080NC32	MPS 80 C	80,5	810	24,0	65	210	230	140 *			168	14,0	9,90
MPS100NC32	MPS 100 C	100,0	750	30,5	75	210	230	140 *			171	17,4	10,10
MPS125NC32	MPS 125 C	125,7	600	37,5	75	210	230	140 *			176	21,8	10,40
MPS160NC32	MPS 160 C	159,7	470	49,0	75	210	230	140 *			182	27,8	10,80
MPS200NC32	MPSY 200 C	200,0	375	61,0	75	210	230	140 *			189	34,8	11,20
MPS250NC32	MPSY 250 C	250,0	300	72,0	75	200	230	140 *	1/2"	1/4"	197	43,5	11,70
MPS315NC32	MPSY 315 C	314,9	240	82,5	75	200	230	140 *			209	54,8	12,40
MPS400NC32	MPSY 400 C	397,0	190	86,5	75	160	230	140 *			223	69,4	13,10
MPS475NC32	MPSY 475 C	474,6	160	85,0	75	130	230	140 *			237	82,6	14,10
MPS525NC32	MPSY 525 C	522,7	145	85,0	75	115	230	140 *			229	74,5	14,60
MPS565NC32	MPSY 565 C	564,9	130	85,0	75	105	230	140 *			235	80,2	15,00

* = CON DRENAGGIO - WITH DRAIN - MIT DRÄNLEITUNG

OPTION

CO

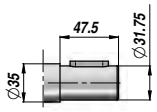

K

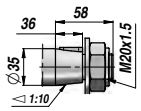

SH

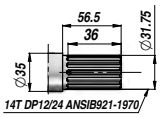

SL

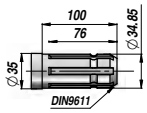

OPTION

Q: (Square Mount)

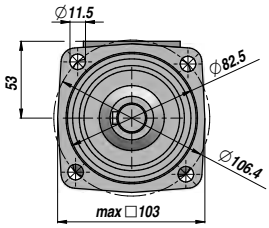

F: SAE A/4 (Oval Mount)

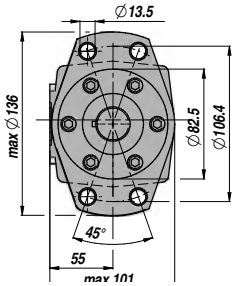

OPTION

E: CONNESSIONI POSTERIORI
REAR PORTS
ANSCHLÜSSE HINTEN

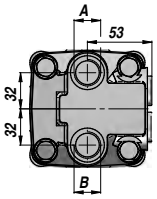

PRESSIONE MAX. AL RITORNO SENZA DRENAGGIO
MAX. RETURN PRESSURE WITHOUT DRAIN
MAX GEGENDRUCK OHNE DRÄNLEITUNG

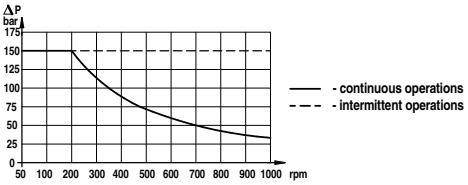

CARICHI AMMESSI SULL'ALBERO
PERMISSIBLE SHAFT LOADS
ZULÄSSIGE WELLENBELASTUNGEN

Albero - Shaft - Welle : "C-CO-K-SH-SL"

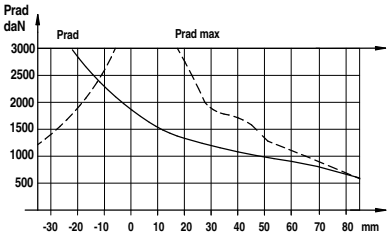

Prad = Carico radiale-Radial load-Radiale Belastung
Pa = Carico assiale-Axial load-Axiale Belastung

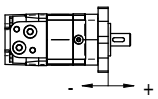

Prad :
Carico radiale sul cuscinetto B10 con 2000 ore di funzionamento a 100 giri/min. - Pa=0 da N
Radial shaft load apply to a B10 bearing life of 2000 hours at 100 rpm . - Pa=0da N
Radiale Belastung auf dem Lager B10 bei 2000 Arbeitsstunden bei 100 U/Min . - Pa=0 da N

Pa max = 500 daN

VERSIONI SPECIALI - SPECIAL VERSIONS - SPEZIELLE VERSIONEN

W: versione ruota - wheel mount - Radversion
B: con freno tamburo - with drum brake - mit Trommelbremse
S/V: versioni corte - short versions - kurze Versionen

CONTARINI®

MOTORE "M+S HYDRAULIC" — ALBERO CILINDRICO Ø40 — FLANGIA QUADRA - 4 FORI

"M+S HYDRAULIC" MOTOR — PARALLEL SHAFT Ø40 — SQUARE FLANGE - 4 HOLES
MOTOR "M+S HYDRAULIC" — ZYLINDRISCHE WELLE Ø40 — FLANSCH - 4 BOHRUNGEN

MPT (MT)

Standard: CONNESSIONI LATERALI - SIDE PORTS - ANSCHLÜSSE SEITLICH

VALVOLE UNIDIREZIONALI INCORPORATE
BUILT-IN CHECK VALVES
EINGEBAUTE RÜCKSCHLAGVENTILE

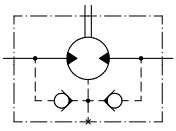

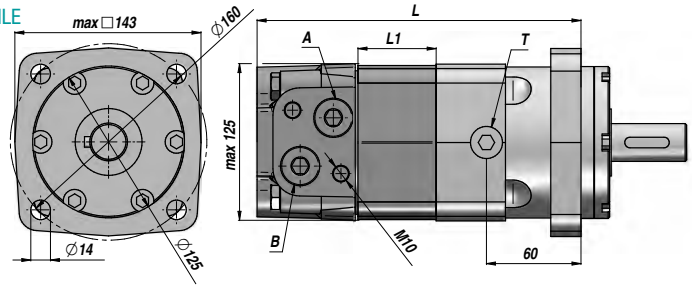

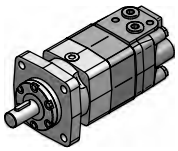

PREDISPOSTO PER IL DRENAGGIO
MACHINED FOR DRAIN CONNECTION
FÜR DRÄNLEITUNG GEEIGNET

Codice Code Bestell-Nr.	Tipo Type Typ	cm³/giro cm³/rev cm³/U	n. Max giri/min rpm - U/Min.	M Max daNm	Q MAX l/min	P MAX bar Caduta Drop Gefälle Δp	P MAX bar Ingresso Inlet Eingang	P MAX bar Ritorno Return Rücklauf	A - B	T	L	L1	kg
			LAVORO CONTINUO - CONTINUOUS WORK - DAUERARBEIT										
MPT160NC40	MPT 160 C	161,1	622	47	100	200	210	140 *			190	16,5	20,00
MPT200NC40	MPT 200 C	201,4	620	59	125	200	210	140 *			195	21,5	20,50
MPT250NC40	MPT 250 C	251,8	496	73	125	200	210	140 *			201	27,8	21,00
MPT315NC40	MPT 315 C	326,3	382	95	125	200	210	140 *	3/4"	1/4"	211	37,0	22,00
MPT400NC40	MPT 400 C	410,9	304	108	125	180	210	140 *			221	47,5	23,00
MPT500NC40	MPT 500 C	523,6	238	122	125	160	210	140 *			235	61,5	24,00
MPT630NC40	MPT 630 C	631,2	197	130	125	140	210	140 *			231	57,5	24,00
MPT725NC40	MPT 725 C	724,3	172	127	125	120	210	140 *			240	66,5	24,50

* = CON DRENAGGIO - WITH DRAIN - MIT DRÄNLEITUNG

OPTION

CO

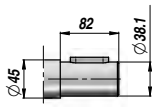

K

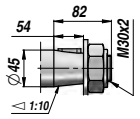

SH

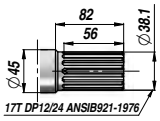

SL

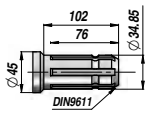

OPTION

W: (Wheel Mount)

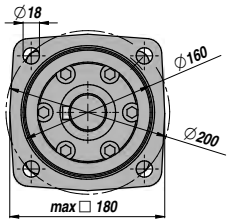

OPTION

E: CONNESSIONI POSTERIORI
REAR PORTS
ANSCHLÜSSE HINTEN

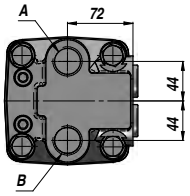

PRESSIONE MAX. AL RITORNO SENZA DRENAGGIO
MAX. RETURN PRESSURE WITHOUT DRAIN
MAX GEGENDRUCK OHNE DRÄNLEITUNG

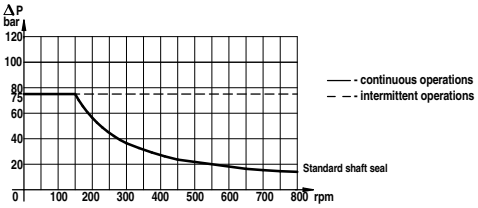

CARICHI AMMESSI SULL'ALBERO
PERMISSIBLE SHAFT LOADS
ZULÄSSIGE WELLENBELASTUNGEN

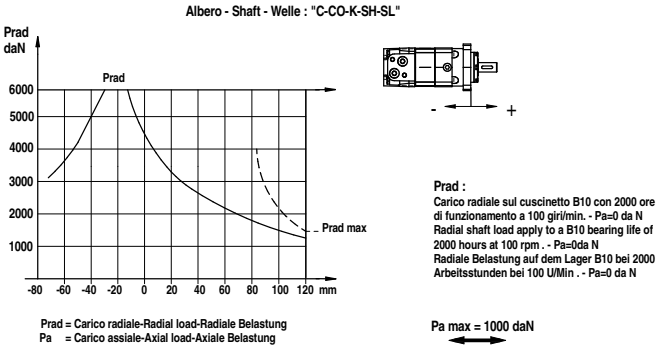

VERSIONI SPECIALI - SPECIAL VERSIONS - SPEZIELLE VERSIONEN

W: versione ruota - wheel mount - Radversion
S/V: versioni corte - short versions - kurze Versionen
M: versione rinforzata - reinforced version - verstärkte Version

MPV (MV)

MOTORE "M+S HYDRAULIC"
"M+S HYDRAULIC" MOTOR
MOTOR "M+S HYDRAULIC"

ALBERO CILINDRICO Ø50
PARALLEL SHAFT Ø50
ZYLINDRISCHE WELLE Ø50

FLANGIA QUADRA - 4 FORI
SQUARE FLANGE - 4 HOLES
FLANSCH - 4 BOHRUNGEN

Standard: CONNESSIONI LATERALI - SIDE PORTS - ANSCHLÜSSE SEITLICH

VALVOLE UNIDIREZIONALI INCORPORATE
BUILT-IN CHECK VALVES
EINGEBAUTE RÜCKSCHLAGVENTILE

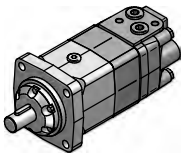

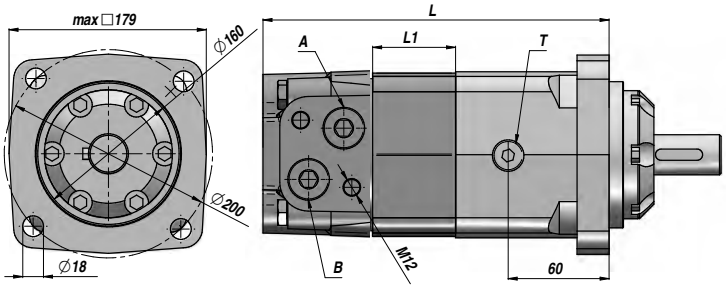

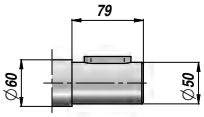

C

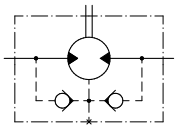

PREDISPOSTO PER IL DRENAGGIO
MACHINED FOR DRAIN CONNECTION
FÜR DRÄNLEITUNG GEEIGNET

Codice Code Bestell-Nr.	Tipo Type Typ	cm³/giro cm³/rev cm³/U	n. Max giri/min rpm - U/Min.	M Max daNm	Q MAX l/min	P MAX bar Caduta Drop Gefälle Δp	P MAX bar Ingresso Inlet Eingang	P MAX bar Ritorno Return Rücklauf	A - B	T	L	L1	kg
			LAVORO CONTINUO - CONTINUOUS WORK - DAUERARBEIT										
MPV315C000	MPV 315 C	314,5	510	92	160	200	210	140 *			214,5	22,0	31,80
MPV400C000	MPV 400 C	400,9	500	118	200	200	210	140 *			221,5	29,0	32,60
MPV500C000	MPV 500 C	499,6	400	146	200	200	210	140 *	1"	1/4"	229,5	37,0	33,50
MPV630C000	MPV 630 C	629,1	320	166	200	180	210	140 *			240	47,5	34,90
MPV800C000	MPV 800 C	801,8	250	188	200	160	210	140 *			254	61,5	36,50

* = CON DRENAGGIO - WITH DRAIN - MIT DRÄNLEITUNG

OPTION

CO

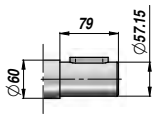

K

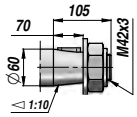

SH

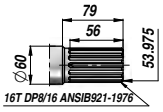

OPTION

W: (Wheel Mount)

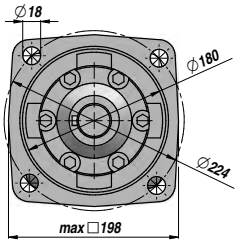

C: SAE C Mount

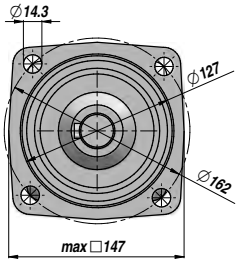

VERSIONI SPECIALI - SPECIAL VERSIONS - SPEZIELLE VERSIONEN

W: versione ruota - wheel mount - Radversion

S/V: versioni corte - short versions - kurze Versionen

PRESSIONE MAX. AL RITORNO SENZA DRENAGGIO
MAX. RETURN PRESSURE WITHOUT DRAIN
MAX GEGENDRUCK OHNE DRÄNLEITUNG

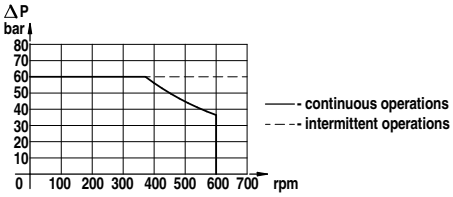

CARICHI AMMESSI SULL'ALBERO
PERMISSIBLE SHAFT LOADS
ZULÄSSIGE WELLENBELASTUNGEN

Albero - Shaft - Welle : "C-CO-K-SH"

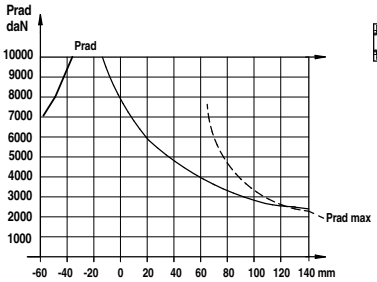

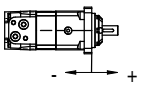

Prad = Carico radiale-Radial load-Radiale Belastung
Pa = Carico assiale-Axial load-Axiale Belastung

Prad :
Carico radiale sul cuscinetto B10 con 2000 ore di funzionamento a 100 giri/min. - Pa=0 da N
Radial shaft load apply to a B10 bearing life of 2000 hours at 100 rpm . - Pa=0da N
Radiale Belastung auf dem Lager B10 bei 2000 Arbeitsstunden bei 100 U/Min . - Pa=0 da N

Pa max = 1500 daN

CONTARINI®

INNESTO RAPIDO A VALVOLA TIPO "MBV" — AIM
VALVE QUICK COUPLING - "MBV" TYPE
SCHNELLKUPPLUNG MIT KEGELVENTIL TYP "MBV"

Maschio - Male - Stecker ISO 7241-A

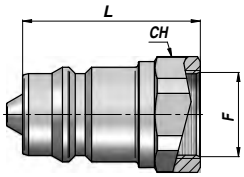

Codice Code Bestell-Nr.	F BSP	P MAX bar**	L	CH	kg
AIM8000400	1/4"	350	35	19	0,05
AIM8000600	3/8"	315	39	22	0,06
AIM8000800	1/2"	250	46	27	0,09
AIM8001200	3/4"	250	54	34	0,19

INNESTO RAPIDO A VALVOLA TIPO "MBV" — AIF
VALVE QUICK COUPLING - "MBV" TYPE
SCHNELLKUPPLUNG MIT KEGELVENTIL TYP "MBV"

Femmina - Female - Muffe ISO 7241-A

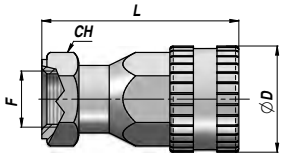

Codice Code Bestell-Nr.	F BSP	P MAX bar**	L	ØD	CH	kg
AIF8000400	1/4"	350	47	25	19	0,08
AIF8000600	3/8"	315	58	31	24	0,15
AIF8000800	1/2"	250	67	38	30	0,27
AIF8001200	3/4"	250	81	46	38	0,47

INNESTO RAPIDO A VALVOLA TIPO "BIR" — ABIRM
VALVE QUICK COUPLING - "BIR" TYPE
SCHNELLKUPPLUNG MIT KEGELVENTIL TYP "BIR"

Maschio - Male - Stecker ISO 7241-1 "A"

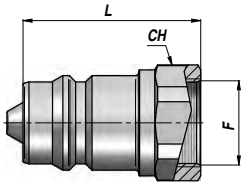

Codice Code Bestell-Nr.	F BSP	P MAX bar**	L	CH	kg
ABIRM04000	1/4"	350	32,0	19	0,03
ABIRM06000	3/8"	300	38,0	22	0,05
ABIRM08000	1/2"	250	44,5	27	0,08
ABIRM12000	3/4"	250	55,0	36	0,21
ABIRM16000	1"	230	63,1	41	0,28
ABIRM20000	1"1/4	230	75,0	55	0,59

INNESTO RAPIDO A VALVOLA TIPO "BIR" — ABIRF
VALVE QUICK COUPLING - "BIR" TYPE
SCHNELLKUPPLUNG MIT KEGELVENTIL TYP "BIR"

Femmina - Female - Muffe ISO 7241-1 "A"

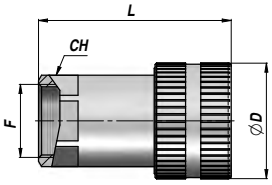

Codice Code Bestell-Nr.	F BSP	P MAX bar**	L	ØD	CH	kg
ABIRF04000	1/4"	300	47,1	26	19	0,10
ABIRF06000	3/8"	300	56,1	31	22	0,14
ABIRF08000	1/2"	250	63,3	38	27	0,25
ABIRF12000	3/4"	250	82,2	48	38	0,49
ABIRF16000	1"	230	97,1	54	45	0,76
ABIRF20000	1"1/4	230	117,2	65	50	1,25

INNESTO RAPIDO A VALVOLA — AIRMV
VALVE QUICK COUPLING
SCHNELLKUPPLUNG MIT KEGELVENTIL

Maschio - Male - Stecker

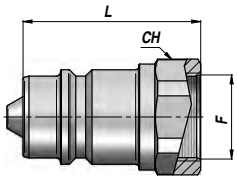

Codice Code Bestell-Nr.	F BSP	P MAX bar**	L	CH	kg
AIRMV04000	1/4"	300	32,5	19	0,04
AIRMV06000	3/8"	300	38,0	24	0,07
	1/2"	Vedi - See - Siehe: Code ABIRM08000			
AIRMV12000	3/4"	250	59,0	36	0,19
AIRMV16000	1"	200	64,1	41	0,26

** ACCOPPIATO - COUPLED - GEKUPPELT

INNESTO RAPIDO A VALVOLA — AIRFV
VALVE QUICK COUPLING
SCHNELLKUPPLUNG MIT KEGELVENTIL

Femmina - Female - Muffe

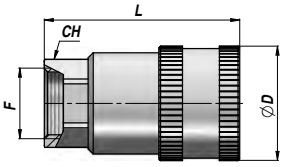

Codice Code Bestell-Nr.	F BSP	P MAX bar**	L	ØD	CH	kg
AIRFV04000	1/4"	300	50,4	27	19	0,12
AIRFV06000	3/8"	300	58,3	34	24	0,22
	1/2"	Vedi - See - Siehe: Code ABIRF08000				
AIRFV12000	3/4"	250	90,3	48	38	0,68
AIRFV16000	1"	200	97,6	54	45	0,83

** ACCOPPIATO - COUPLED - GEKUPPELT

AIRMS

INNESTO RAPIDO A SFERA
BALL QUICK COUPLING
SCHNELLKUPPLUNG MIT KUGELVENTIL

Maschio - Male - Stecker

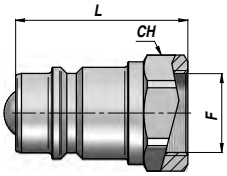

Codice Code Bestell-Nr.	F BSP	P MAX bar**	L	CH	kg
AIRMS04000	1/4"	300	32,5	19	0,04
AIRMS06000	3/8"	300	38,0	24	0,08
AIRMS08000	1/2"	250	44,5	27	0,10
AIRMS12000	3/4"	250	59,0	36	0,19
AIRMS16000	1"	200	66,1	41	0,30

AIRFS

INNESTO RAPIDO A SFERA
BALL QUICK COUPLING
SCHNELLKUPPLUNG MIT KUGELVENTIL

Femmina - Female - Muffe

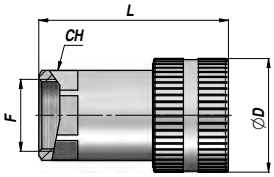

Codice Code Bestell-Nr.	F BSP	P MAX bar**	L	ØD	CH	kg
AIRFS04000	1/4"	300	48,9	27	19	0,11
AIRFS06000	3/8"	300	58,3	34	24	0,22
AIRFS08000	1/2"	250	63,3	38	27	0,24
AIRFS12000	3/4"	250	90,3	48	38	0,68
AIRFS16000	1"	200	99,6	54	45	0,87

ABIRM

INNESTO RAPIDO "PUSH-PULL" A VALVOLA
VALVE QUICK RELEASE "PUSH-PULL" COUPLING
"PUSH-PULL" SCHNELLKUPPLUNG MIT KEGELVENTIL

Maschio - Male - Stecker

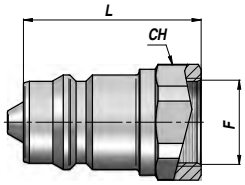

Codice Code Bestell-Nr.	F	P MAX bar**	L	CH	kg
ABIRM08000	1/2" BSP	250	44,5	27	0,08
ABIRMN0800	1/2" NPT	250	44,5	27	0,08

AIPVF

INNESTO RAPIDO "PUSH-PULL" A VALVOLA
VALVE QUICK RELEASE "PUSH-PULL" COUPLING
"PUSH-PULL" SCHNELLKUPPLUNG MIT KEGELVENTIL

Femmina - Female - Muffe

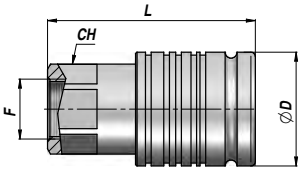

Codice Code Bestell-Nr.	F	P MAX bar**	L	ØD	CH	kg
AIPVF08000	1/2" BSP	250	63,2	38	27	0,28
AIPVFN0800	1/2" NPT	250	63,2	38	27	0,28

AIRMS

INNESTO RAPIDO "PUSH-PULL" A SFERA
BALL QUICK RELEASE "PUSH-PULL" COUPLING
"PUSH-PULL" SCHNELLKUPPLUNG MIT KUGELVENTIL

Maschio - Male - Stecker

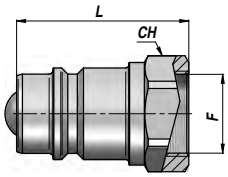

Codice Code Bestell-Nr.	F	P MAX bar**	L	CH	kg
AIRMS08000	1/2" BSP	250	44,5	27	0,10
AIRMSN0800	1/2" NPT	250	44,5	27	0,10

** ACCOPPIATO - COUPLED - GEKUPPELT

AIPSF

INNESTO RAPIDO "PUSH-PULL" A SFERA
BALL QUICK RELEASE "PUSH-PULL" COUPLING
"PUSH-PULL" SCHNELLKUPPLUNG MIT KUGELVENTIL

Femmina - Female - Muffe

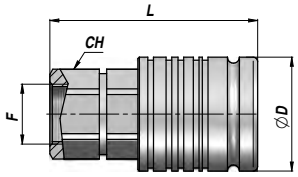

Codice Code Bestell-Nr.	F	P MAX bar**	L	ØD	CH	kg
AIPSF08000	1/2" BSP	250	63,2	38	27	0,29
AIPSFN0800	1/2" NPT	250	63,2	38	27	0,29

** ACCOPPIATO - COUPLED - GEKUPPELT

INNESTO RAPIDO A FACCIA PIANA
FLAT FACE QUICK COUPLING
FLACHDICHTENDE SCHNELLKUPPLUNG

AIFIRM

Maschio - Male - Stecker (ISO 16028)

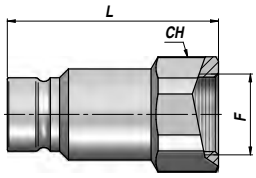

Codice Code Bestell-Nr.	F BSP	SIZE	P MAX bar**	L	CH	kg
AIFIRM0400	1/4"	7	300	47,9	22	0,09
AIFIRM0600	3/8"	9	300	60,0	24	0,12
AIFIRM0800	1/2"	9	250	62,5	27	0,13
AIFIRM1200	3/4"	13	250	70,5	36	0,23
AIFIRM1600	1"	17	250	82,3	45	0,39
AIFIRM2000	1"1/4	21	250	89,8	55	0,64

** ACCOPPIATO - COUPLED - GEKUPPELT

INNESTO RAPIDO A FACCIA PIANA
FLAT FACE QUICK COUPLING
FLACHDICHTENDE SCHNELLKUPPLUNG

AIFIRF

Femmina - Female - Muffe (ISO 16028)

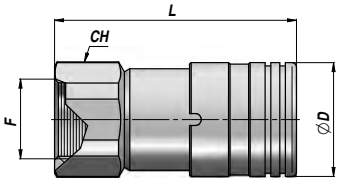

Codice Code Bestell-Nr.	F BSP	SIZE	P MAX bar**	L	ØD	CH	kg
AIFIRF0400	1/4"	7	300	48,1	28	22	0,14
AIFIRF0600	3/8"	9	300	64,2	32	27	0,24
AIFIRF0800	1/2"	9	250	69,2	32	27	0,24
AIFIRF1200	3/4"	13	250	80,8	38	36	0,41
AIFIRF1600	1"	17	250	93,2	48	45	0,77
AIFIRF2000	1"1/4	21	250	106,0	55	55	1,22

** ACCOPPIATO - COUPLED - GEKUPPELT

GIUNTO GIREVOLE IN LINEA
IN LINE ROTARY COUPLING
REIHENDREHGELENKE

AGG

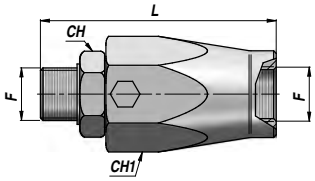

1/4" - 3/8" - 1/2" - 3/4"

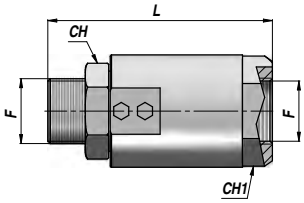

1" - 1"1/4 - 1"1/2 - 2"

Codice Code Bestell-Nr.	F BSP	P MAX bar	L	CH	CH1	kg
AGG0400000	1/4"	200	63	19	30	0,21
AGG0600000	3/8"	200	66	24	34	0,30
AGG0800000	1/2"	150	73	27	36	0,33
AGG1200000	3/4"	150	80	34	45	0,54
AGG1600000	1"	100	90	41	50	1,03
AGG2000000	1"1/4	100	103	50	55	1,14
AGG2400000	1"1/2	100	107	55	65	1,68
AGG3200000	2"	90	117	70	75	2,52

P MAX = pressione max in rotazione - max rotation pressure - max. Rotationsdruck

GIUNTO GIREVOLE A 90°
90° ROTARY COUPLING
90° DREHGELENKE

AGG90

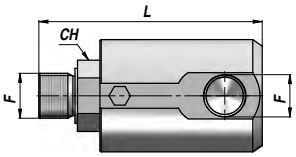

1/4" - 3/8" - 1/2" - 3/4" - 1"

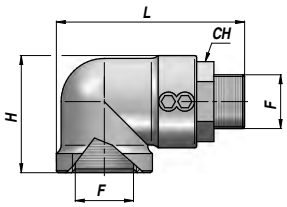

1"1/4 - 1"1/2 - 2"

Codice Code Bestell-Nr.	F BSP	P MAX bar	L	H	CH	kg
AGG9040000	1/4"	200	71	-	19	0,28
AGG9060000	3/8"	200	77	-	24	0,40
AGG9080000	1/2"	150	86	-	27	0,55
AGG9120000	3/4"	150	100	-	34	1,05
AGG9160000	1"	100	113	-	41	1,45
AGG9200000	1"1/4	100	118	83	50	1,83
AGG9240000	1"1/2	100	138	100	55	3,00
AGG9320000	2"	90	152	110	65	3,80

P MAX = pressione max in rotazione - max rotation pressure - max. Rotationsdruck

BF

SEMIGIUNTO DENTATO
SPLINED COUPLING
KUPPLUNGSNABEN

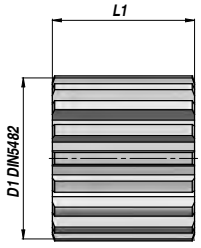

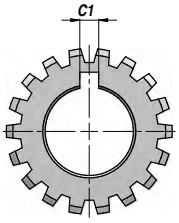

Codice Code Bestell-Nr.	Tipo Type Typ	Pompa Pump Pumpe	C1	D1 DIN 5482	Nr. denti Teeth Nr. Zähnezahl	Conicità Taper Kegelform	L1	kg
BF31000400	BF1-1	GR.1	2,40	20x17	12		14,5	0,02
BF31001000	BF2/1-1	GR.1	2,40	25x22	14		14,5	0,02
BF31000700	BF2	GR.2	3,17	"	"		22	0,03
BF31000800	BF2T	GR.2T	4,00	"	"		22,5	0,04
BF31001900	BF2 Z15	GR.2	3,17	28x25	15		22	0,05
BF31002000	BF2T Z15	GR.2T	4,00	"	"		22,5	0,06
BF31003300	BF2,5/2	GR.2	3,17	32x28	17		22	0,08
BF31003000	BF2,5/2T	GR.2T	4,00	"	"		22,5	0,08
BF31002300	BF2,5	GR.3	4,00	"	"		26	0,07
BF31003900	BF3/2	GR.2	3,17	35x31	18		22	0,11
BF31004000	BF3/2T	GR.2T	4,00	"	"	1:8	22,5	0,11
BF31003500	BF3	GR.3	4,00	"	"		26	0,10
BF31005600	BF3,5/2	GR.2	3,17	40x36	20		22	0,15
BF31006200	BF3,5/2T	GR.2T	4,00	"	"		22,5	0,15
BF31005800	BF3,5/3	GR.3	4,00	"	"		26	0,15
BF31005400	BF3,5	GR.3,5	4,80	"	"		32	0,16
BF31007000	BF4/2	GR.2	3,17	48x44	23		22	0,24
BF31007100	BF4/2T	GR.2T	4,00	"	"		22,5	0,24
BF31007200	BF4/3	GR.3	4,00	"	"		26	0,26
BF31007300	BF4/3,5	GR.3,5	4,80	"	"		32	0,30
BF31006600	BF4	GR.4	6,40	"	"		42	0,29

GIUNTO ELASTICO
FLEXIBLE COUPLING
ELASTISCHE KUPPLUNG

HE

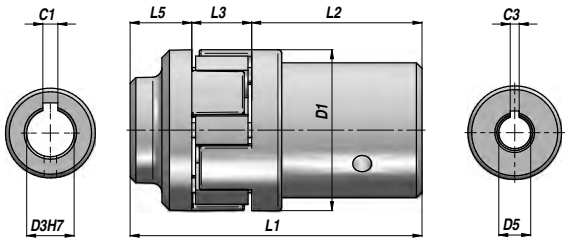

Codice Code Bestell-Nr.	Tipo Type Typ	D1	L1	Motore Elettrico - Electric Motor - Elektromotor				L3	Pompa - Pump - Pumpe				kg
				kW	ØD3	C1	L2		GR.	D5	C3	L5	
BH10200002	HE2	43	62	0,25 - 0,37	14	5	29,5	16	GR.1	1:8	2,4	16,5	0,12
BH10200020	HE22	43	81	0,55 - 0,75	19	6	45,5	16	GR.T05	ø7	2,0	19,5	0,16
BH10200006	HE6	43	78	"	"	6	45,5	16	GR.1	1:8	2,4	16,5	0,16
BH10200042	HE46	63	85,5	"	"	6	44,5	19	GR.2	1:8	3,2	22	0,32
BH10200043	HE47	63	85,5	"	"	6	44,5	19	GR.2T	1:8	4,0	22	0,32
BH10200037	HE41	63	78	1,10 - 1,50	24	8	36	19	GR.1	1:8	2,4	23	0,30
BH10200012	HE14	63	85,5	"	"	8	44,5	19	GR.2	1:8	3,2	22	0,34
BH10200013	HE15	63	85,5	"	"	8	44,5	19	GR.2T	1:8	4,0	22	0,34
BH10200014	HE16	63	106,5	2,20 - 3 - 4	28	8	64,5	19	GR.1	1:8	2,4	23	0,43
BH10200017	HE19	63	105,5	"	"	8	64,5	19	GR.2	1:8	3,2	22	0,44
BH10200018	HE20	63	105,5	"	"	8	64,5	19	GR.2T	1:8	4,0	22	0,44
BH10200084	HE48	63	119,5	"	"	8	64,5	19	GR.3	1:8	4,0	36	0,48
BH10200024	HE28	86	134	5,50 - 7,50	38	10	79	23	GR.2	1:8	3,2	32	0,86
BH10200025	HE29	86	134	"	"	10	79	23	GR.2T	1:8	4,0	32	0,86
BH10200026	HE30	86	134	"	"	10	79	23	GR.3	1:8	4,0	32	0,93
BH10200027	HE31	86	133,5	"	"	10	79	23	GR.3,5	1:8	4,8	31,5	0,91
BH10200028	HE32	110	174	11 - 15	42	12	105	27	GR.2	1:8	3,2	42	1,54
BH10200029	HE33	110	174	"	"	12	105	27	GR.2T	1:8	4,0	42	1,54
BH10200030	HE34	110	174	"	"	12	105	27	GR.3	1:8	4,0	42	1,57
BH10200031	HE35	110	174	"	"	12	105	27	GR.3,5	1:8	4,8	42	1,56
BH10200032	HE36	110	174	"	"	12	105	27	GR.4	1:8	6,4	42	1,60
BH10200033	HE37	110	174	18,50 - 22	48	14	105	27	GR.3	1:8	4,0	42	1,61
BH10200034	HE38	110	174	"	"	14	105	27	GR.3,5	1:8	4,8	42	1,60
BH10200035	HE39	110	174	"	"	14	105	27	GR.4	1:8	6,4	42	1,73

HL

LANTERNA PER MOTORE ELETTRICO
BELL-HOUSING TO CONNECT ELECTRIC MOTOR
PUMPENTRÄGER FÜR ELEKTROMOTOR

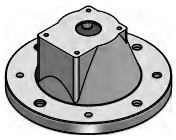

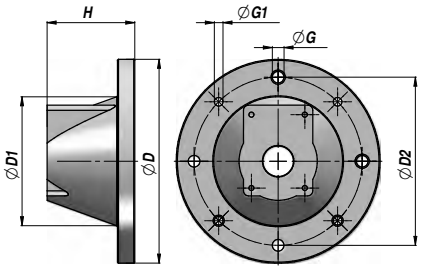

Codice Code Bestell-Nr.	Tipo Type Typ	ØD	Motore Elettrico Electric Motor Elektromotor kW	Pompa Pump Pumpe	ØD1	H	ØG	ØG1	ØD2	kg
AH30100200	HL2	160	0,27 - 0,37	GR.1	110	70	9	M8	130	0,44
AH30202800	HL5L	200	0,55 - 0,75 - 1,1 - 1,5	GR.1	130	86	11,5	M10	165	0,67
AH30203500	HL7SL	"	"	GR.2/2T	130	95	11,5	M10	165	0,65
AH30302500	HL8/1L	250	2,2 - 3 - 4	GR.1	176	115	13	M12	215	1,22
AH30302600	HL9L	"	"	GR.2/2T	176	115	13	M12	215	1,21
AH15050005	HL11	"	"	GR.3	176	130	13	M12	215	1,20
AH30400800	HL12	300	5,5 - 7,5	GR.2/2T	229	148	13	M12	265	1,99
AH30400900	HL13	"	"	GR.3	229	148	13	M12	265	1,99
AH15000001	HL15	350	11 - 15	GR.2/2T	210	187	18	ø18	300	3,38
AH30509200	HL16	"	11 - 15 - 18,5 - 22	GR.3	210	187	18	ø18	300	3,38

DISPONIBILI ANCHE CON ANELLO DI RIDUZIONE - ALSO AVAILABLE WITH ADAPTER RING - PUMPENTRÄGER AUCH MIT REDUZIERUNG LIEFERBAR

STSU

SUPPORTO TIROCINGHIA
BELT PULLEY SUPPORT
VORSATZLAGER



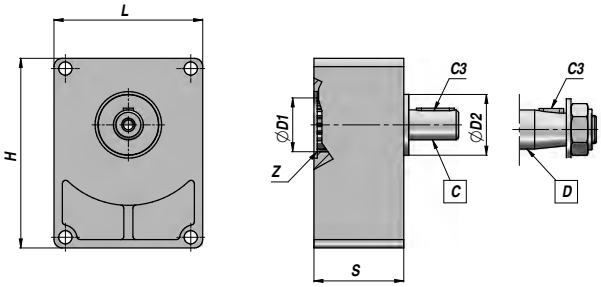

Codice Code Bestell-Nr.	Tipo Type Typ	Pompa Pump Pumpe	ØD1	Z DIN 5482	ØD2	Albero Shaft Welle	C3	L	H	S	kg
BU12010002	STSU/1 - C	GR.1	25,4	Z14 - 25x22	50,8	C = ø18	6x6x25	75	93	40	0,80
BU12020001	STSU/2 - C	GR.2	36,5	Z14 - 25x22	36,5	C = ø18	6x6x30	89,4	114	54,5	1,40
BU12020007	STSUR/2 - C	GR.2	36,5	Z15 - 28x25	50,8	C = ø22	6x6x40	89,4	114	52	1,75
BU12030001	STSU/3 - C	GR.3	50,8	Z18 - 35x31	50,8	C = ø24	8x7x40	123,5	153,2	52	2,20
BU12010001	STSU/1 - D	GR.1	25,4	Z14 - 25x22	50,8	D = Conico Tapered Konisch 1:8	4 x 6,5	75	93	40	0,80
BU12020004	STSU/2 - D	GR.2	36,5	Z14 - 25x22	36,5		4 x 6,5	89,4	114	54,5	1,40
BU12020008	STSUR/2 - D	GR.2	36,5	Z15 - 28x25	50,8		4 x 6,5	89,4	114	52	1,75
BU12030002	STSU/3 - D	GR.3	50,8	Z18 - 35x31	50,8		4 x 7,5	123,5	153,2	52	2,20

MOLTIPLICATORE PER POMPA GR.2
P.T.O. GEAR BOX FOR GR.2 PUMP
ÜBERSETZUNGSGETRIEBE FÜR PUMPE GR.2

GBML32

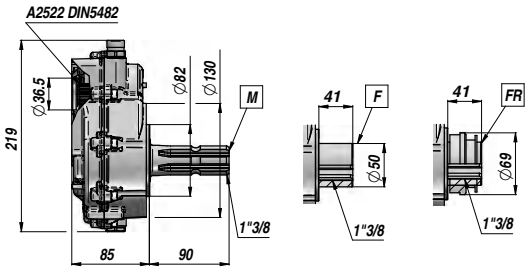



Codice Code Bestell-Nr.	Tipo Type Typ	Albero Shaft Welle	Rapporto Ratio Verhältnis	kg
BM60001010	GBML32 - M - 1 / 1,5	Maschio Male Profilwelle 1"3/8 SAE J 1170	1,5	5,30
BM60001020	GBML32 - M - 1 / 2,0		2,0	5,30
BM60001030	GBML32 - M - 1 / 2,5		2,5	5,30
BM60001040	GBML32 - M - 1 / 3,0		3,0	5,30
BM60001050	GBML32 - M - 1 / 3,5		3,5	5,30
BM60001060	GBML32 - M - 1 / 3,8		3,8	5,30
BM60002010	GBML32 - F - 1 / 1,5	Femmina Female Hohlwelle 1"3/8 SAE J 1170	1,5	4,50
BM60002020	GBML32 - F - 1 / 2,0		2,0	4,50
BM60002030	GBML32 - F - 1 / 2,5		2,5	4,50
BM60002040	GBML32 - F - 1 / 3,0		3,0	4,50
BM60002050	GBML32 - F - 1 / 3,5		3,5	4,50
BM60002060	GBML32 - F - 1 / 3,8		3,8	4,50
BM60004040	GBML32 - FR - 1 / 3,0	Femmina FR Female FR Hohlwelle FR 1"3/8 SAE J 1170	3,0	4,70
BM60004050	GBML32 - FR - 1 / 3,5		3,5	4,70
BM60004060	GBML32 - FR - 1 / 3,8		3,8	4,70

MOLTIPLICATORE PER POMPA GR.3
P.T.O. GEAR BOX FOR GR.3 PUMP
ÜBERSETZUNGSGETRIEBE FÜR PUMPE GR.3

GBML52

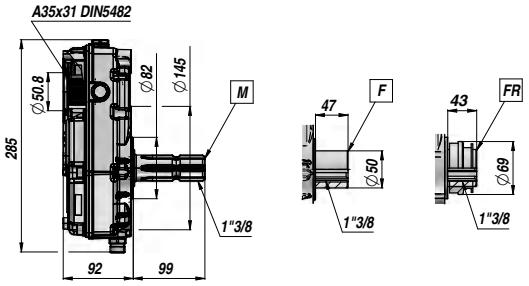

Codice Code Bestell-Nr.	Tipo Type Typ	Albero Shaft Welle	Rapporto Ratio Verhältnis	kg
BM70001030	GBML52 - M - 1 / 2,6	Maschio Male Profilwelle 1"3/8 SAE J 1170	2,6	7,90
BM70001040	GBML52 - M - 1 / 3,0		3,0	7,90
BM70001050	GBML52 - M - 1 / 3,4		3,4	7,90
BM70001060	GBML52 - M - 1 / 3,8		3,8	9,20
BM70002015	GBML52 - F - 1 / 1,5	Femmina Female Hohlwelle 1"3/8 SAE J 1170	1,5	7,10
BM70002020	GBML52 - F - 1 / 2,0		2,0	7,10
BM70002030	GBML52 - F - 1 / 2,6		2,6	7,10
BM70002040	GBML52 - F - 1 / 3,0		3,0	7,10
BM70002050	GBML52 - F - 1 / 3,4		3,4	7,10
BM70002060	GBML52 - F - 1 / 3,8		3,8	8,40
BM70004040	GBML52 - FR - 1 / 3,0	Femmina FR Female FR Hohlwelle FR 1"3/8 SAE J 1170	3,0	7,30
BM70004060	GBML52 - FR - 1 / 3,8		3,8	8,60

H

ACCUMULATORE IDROPNEUMATICO
HYDROPNEUMATIC ACCUMULATOR
HYDROPNEUMATISCHER SPEICHER

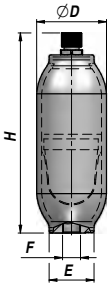

Codice Code Bestell-Nr.	Tipo Type Typ	Azoto Nitrogen Stickstoff	Q MAX l/min	P MAX bar	H	ØD	E	F	kg
ACH0000100	H 100 R	lt 0,15	40	250	142	70	45	M18x1,5	1,20
ACH0000350	H 350 R	lt 0,35	35	250	205	70	35	M18x1,5	1,70
ACH0000500	H 500 R	lt 0,45	50	250	167	92	55	M18x1,5	1,90
ACH0000700	H 700 R	lt 0,70	40	250	220	92	40	M18x1,5	2,70
ACH0001000	H 1000 R	lt 1,00	50	250	200	115	60	M18x1,5	3,50
ACH0001400	H 1400 R	lt 1,40	40	250	270	115	60	M18x1,5	4,90
ACH0002000	H 2000 R	lt 2,00	40	250	350	115	60	M18x1,5	5,80
ACH0004000	H 4000 R	lt 3,80	80	210	320	170	95	3/4" BSP	14,00

Temperatura C° - Temperature C° - Temperaturbereich C°: -20°C - +80°C
MATERIALE - MATERIAL: CORPO - BODY - GEHÄUSE: ACCIAIO - STEEL - STAHL MEMBRANA - DIAPHRAGM - MEMBRANE: NBR

HTR

ACCUMULATORE IDROPNEUMATICO
HYDROPNEUMATIC ACCUMULATOR
HYDROPNEUMATISCHER SPEICHER

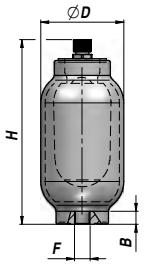

1

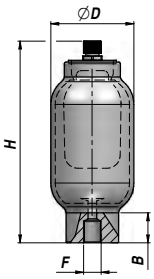

2

Codice Code Bestell-Nr.	Tipo Type Typ	Disegno Drawing Zeichnung	Azoto Nitrogen Stickstoff	Q MAX l/min	P MAX bar	H	ØD	B	F	kg
ACHTR00350	HTR 0,35	1	lt 0,35	45	250	155	93	20	M18x1,5	2,50
ACHTR00700	HTR 0,7	1	lt 0,75	40	250	220	93	20	M18x1,5	3,70
ACHTR01500	HTR 1,5	1	lt 1,50	40	250	280	115	25	M18x1,5	5,30
ACHTR02500	HTR 2,5	2	lt 2,50	110	250	483	115	50	3/4" BSP	11,50
ACHTR04501	HTR 4,5	2	lt 4,50	400	210	395	170	80	1"1/4 BSP	15,00
ACHTR06500	HTR 6,5	2	lt 6,50	350	210	520	170	60	1"1/4 BSP	24,00
ACHTR10000	HTR 10	2	lt 10,00	300	210	760	170	80	1"1/4 BSP	31,00
ACHTR20000	HTR 20	2	lt 19,50	600	150	845	220	110	2" BSP	59,00
ACHTR35000	HTR 35	2	lt 35,00	540	150	1500	220	110	2" BSP	90,00
ACHTR50000	HTR 50	2	lt 50,00	500	150	1990	220	110	2" BSP	121,00

Temperatura C° - Temperature C° - Temperaturbereich C°: -20°C - +80°C
MATERIALE - MATERIAL: CORPO - BODY - GEHÄUSE: ACCIAIO - STEEL - STAHL SACCA - BLADDER - BLASE: NBR

A RICHIESTA:
UNITÀ DI PRECARICA E CONTROLLO

ON REQUEST:
FILLING AND TESTING UNIT

AUF ANFRAGE:
FÜLL-UND PRÜFVORRICHTUNG

CONTARINI®

PRESSOSTATO
PRESSURE SWITCH
DRUCKSCHALTER

F5

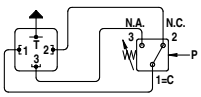

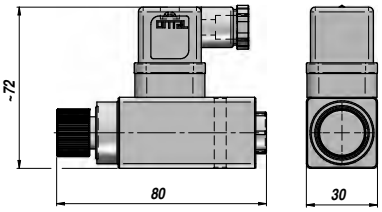

Codice Code Bestell-Nr.	Tipo Type Typ	Filetto Thread Gewinde BSP	Campo di Taratura Setting Range Eichungsbereich	P MAX bar	Esecuzione Execution Ausführung	kg
APIF530000	F53		5 > 50 bar	300	Piston	0,15
APIF550000	F55	1/4"	15 > 150 bar	350	Piston	0,15
APIF570000	F57		30 > 300 bar	400	Piston	0,15

MATERIALE - MATERIAL: CORPO - BODY - GEHÄUSE: ALLUMINIO - ALUMINIUM - ALUMINIUM

PRESSOSTATO
PRESSURE SWITCH
DRUCKSCHALTER

F4

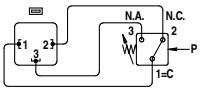

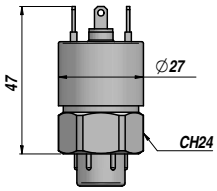

Codice Code Bestell-Nr.	Tipo Type Typ	Filetto Thread Gewinde BSP	Campo di Taratura Setting Range Eichungsbereich	P MAX bar	Esecuzione Execution Ausführung	kg
APIF4R10P2	F4R-1-P2		0,2 > 2,5 bar	25	Membrane	0,05
APIF4S10P2	F4S-1-P2		1 > 12 bar	25	Membrane	0,05
APIF4T10P2	F4T-1-P2	1/4"	5 > 50 bar	300	Piston	0,05
APIF4V10P2	F4V-1-P2		10 > 100 bar	300	Piston	0,05
APIF4Z10P2	F4Z-1-P2		20 > 200 bar	300	Piston	0,05

MATERIALE - MATERIAL: CORPO - BODY - GEHÄUSE: ALLUMINIO - ALUMINIUM - ALUMINIUM

MANOMETRO CON GLICERINA - ATTACCO RADIALE
GLYCERINE PRESSURE GAUGE - RADIAL FITTING
GLYZERINMANOMETER - RADIALANSCHLUSS

AMGR

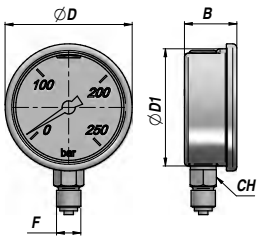

Codice Code Bestell-Nr.	ØD1	F BSP	Scala bar Range bar bar-Bereich	B	CH	ØD	kg
AMGR063010			0 / 10				0,20
AMGR063025			0 / 25				0,20
AMGR063060			0 / 60				0,20
AMGR063100	62,6	1/4"	0 / 100	28	14	68	0,20
AMGR063160			0 / 160				0,20
AMGR063250			0 / 250				0,20
AMGR063400			0 / 400				0,20
AMGR063600			0 / 600				0,20

MATERIALE - MATERIAL: CASSA IN ACCIAIO INOSSIDABILE - STAINLESS STEEL CASING - EDELSTAHLGEHÄUSE

FACA

FILTRO IN ASPIRAZIONE IN LINEA "SPIN-ON"
IN-LINE SUCTION "SPIN-ON" FILTER
SAUGFILTER "SPIN-ON"

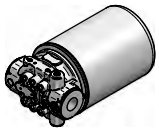

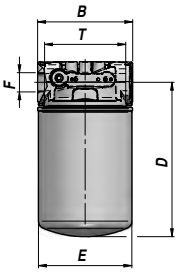

Codice Code Bestell-Nr.	Tipo Type Typ	l/min	F BSP	Micron	B	D	E	T	kg
AFACA06010	FACA 60/1-P	20	3/4"	10	95	172	96	75	1,00
AFACA06030	FACA 60/3-P	25	"	30	"	"	"	"	1,00
AFACA06060	FACA 60/6-P	30	"	60	"	"	"	"	1,00
AFACA08010	FACA 80/1-P	25	"	10	95	232	96	75	1,10
AFACA08030	FACA 80/3-P	30	"	30	"	"	"	"	1,10
AFACA08060	FACA 80/6-P	35	"	60	"	"	"	"	1,10
AFACA16010	FACA 160/1-P	70	1"1/4	10	132	215	126	112	2,00
AFACA16030	FACA 160/3-P	80	"	30	"	"	"	"	2,00
AFACA16060	FACA 160/6-P	80	"	60	"	"	"	"	2,00
AFACA20010	FACA 200/1-P	90	"	10	132	263	126	112	2,00
AFACA20030	FACA 200/3-P	100	"	30	"	"	"	"	2,00
AFACA20060	FACA 200/6-P	100	"	60	"	"	"	"	2,00

CA

CARTUCCIA
ELEMENT
EINSATZ

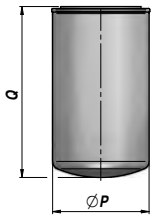

Codice Code Bestell-Nr.	Tipo Type Typ	ØP	Q	kg
AFCA006010	CA 60/1	96	146	0,60
AFCA006030	CA 60/3	"	"	0,60
AFCA006060	CA 60/6	"	"	0,85
AFCA008010	CA 80/1	96	209	0,70
AFCA008030	CA 80/3	"	"	0,70
AFCA008060	CA 80/6	"	"	0,95
AFCA016010	CA 160/1	128	181	1,15
AFCA016030	CA 160/3	"	"	1,15
AFCA016060	CA 160/6	"	"	1,30
AFCA020010	CA 200/1	128	226	1,42
AFCA020030	CA 200/3	"	"	1,42
AFCA020060	CA 200/6	"	"	1,58

FIOA

FILTRO IN ASPIRAZIONE
THREADED SUCTION FILTER
GETAUCHTE SAUGFILTER

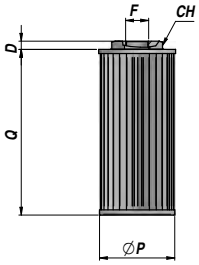

Codice Code Bestell-Nr.	Tipo Type Typ	l/min	F BSP	Micron	ØP	Q	D	CH	kg
AFIOA02030	FIOA 20/3	5	3/8"	30	52	68	9	22	0,10
AFIOA02060	FIOA 20/6	10	"	60	"	"	"	"	0,10
AFIOA02000	FIOA 20/9	10	"	90	"	"	"	"	0,10
AFIOA03560	FIOA 35/6	17	"	60	"	"	"	"	0,16
AFIOA03500	FIOA 35/9	17	"	90	"	"	"	"	0,16
AFIOA05060	FIOA 50/6	25	"	60	"	"	"	"	0,20
AFIOA05000	FIOA 50/9	25	"	90	"	"	"	"	0,20
AFIOA09030	FIOA 90/3	25	1"	30	75	131	10	46	0,50
AFIOA09060	FIOA 90/6	45	"	60	"	"	"	"	0,50
AFIOA09000	FIOA 90/9	45	"	90	"	"	"	"	0,50
AFIOA13060	FIOA 130/6	65	"	60	"	"	"	"	0,68
AFIOA13090	FIOA 130/9	65	"	90	"	"	"	"	0,68

FILTRO SEMI-IMMERSO AL RITORNO
RETURN-LINE FILTER
HALBGETAUCHTE RÜCKLAUFFILTER

FIO

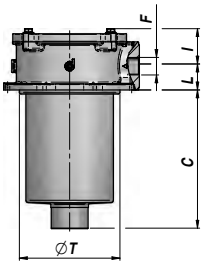

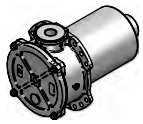

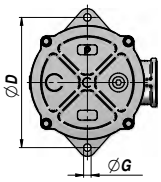

FIO 30-100

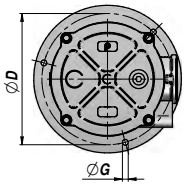

FIO 180

Codice Code Bestell-Nr.	Tipo Type Typ	l/min	F BSP	Micron	ØT	C	L	I	ØD	ØG	kg
AFIO030030	FIO 30/3-P	20	1/2"	30	67	78	22	30	90	6,4	0,50
AFIO030060	FIO 30/6-P	30	"	60	"	"	"	"	"	"	0,50
AFIO030000	FIO 30/9-P	30	"	90	"	"	"	"	"	"	0,50
AFIO050030	FIO 50/3-P	35	1/2"	30	90	100	28	43	115	8,4	0,80
AFIO050060	FIO 50/6-P	50	"	60	"	"	"	"	"	"	0,80
AFIO050000	FIO 50/9-P	50	"	90	"	"	"	"	"	"	0,80
AFIO080030	FIO 80/3-P	55	3/4"	30	90	150	28	43	115	8,4	0,90
AFIO080060	FIO 80/6-P	80	"	60	"	"	"	"	"	"	0,90
AFIO080000	FIO 80/9-P	80	"	90	"	"	"	"	"	"	0,90
AFIO100030	FIO 100/3-P	65	1"	30	90	150	28	43	115	8,4	0,90
AFIO100060	FIO 100/6-P	100	"	60	"	"	"	"	"	"	0,90
AFIO100000	FIO 100/9-P	100	"	90	"	"	"	"	"	"	0,90
AFIO180030	FIO 180/3-P	100	1"1/4	30	130	230	35	53	175	10,5	2,50
AFIO180060	FIO 180/6-P	150	"	60	"	"	"	"	"	"	2,50
AFIO180000	FIO 180/9-P	150	"	90	"	"	"	"	"	"	2,50

CARTUCCIA
ELEMENT
EINSATZ

CR

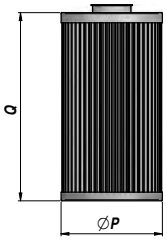

Codice Code Bestell-Nr.	Tipo Type Typ	ØP	Q	kg
AFCR030030	CR 30/3	52	67	0,13
AFCR030060	CR 30/6	"	"	0,12
AFCR030000	CR 30/9	"	"	0,14
AFCR050030	CR 50/3	70	75	0,21
AFCR050060	CR 50/6	"	"	0,22
AFCR050000	CR 50/9	"	"	0,22
AFCR100030	CR 100/3	70	128	0,30
AFCR100060	CR 100/6	"	"	0,27
AFCR100000	CR 100/9	"	"	0,33
AFCR100030	CR 100/3	70	128	0,30
AFCR100060	CR 100/6	"	"	0,27
AFCR100000	CR 100/9	"	"	0,33
AFCR180030	CR 180/3	95	203	0,70
AFCR180060	CR 180/6	"	"	0,57
AFCR180000	CR 180/9	"	"	0,76

ADS

COLLARE FERMATUBO - SERIE STANDARD
CLAMP - STANDARD SERIES
ROHRSCHELLE - STANDARD BAUREIHE

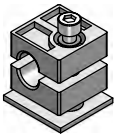

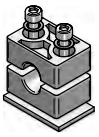

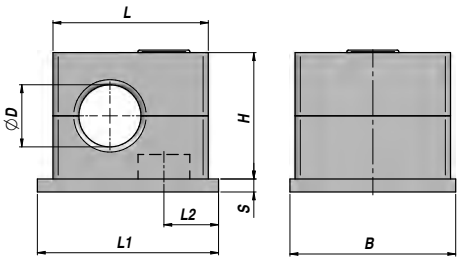

ADS1

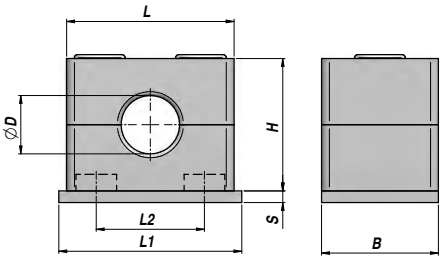

ADS2-6

Codice Code Bestell-Nr.	Tipo Type Typ	Tubo: ØD Pipe: ØD Rohr: ØD	Collare Clamp Schelle	L	H	Base - Plate - Grundplatte					kg x 100
						Tipo Type -Typ	L1	L2	B	S	
ADS1006006	C1-06 PP + P/TCEI/RP/1	6	C1 - 06 PP								4,60
ADS1000635	C1-06,4 PP + P/TCEI/RP/1	6,4	C1 - 06,4 PP								4,60
ADS1008008	C1-08 PP + P/TCEI/RP/1	8	C1 - 08 PP								4,50
ADS1000952	C1-09,5 PP + P/TCEI/RP/1	9,5	C1 - 09,5 PP	28	27	P1	32	10	30	3	4,40
ADS1010010	C1-10 PP + P/TCEI/RP/1	10	C1 - 10 PP								4,40
ADS1012012	C1-12 PP + P/TCEI/RP/1	12	C1 - 12 PP								4,30
ADS1000127	C1-12,7 PP + P/TCEI/RP/1	12,7	C1 - 12,7 PP								4,30
ADS2006006	C2-06 PP + P/TCEI/RP/2	6	C2 - 06 PP								6,70
ADS2000635	C2-06,4 PP + P/TCEI/RP/2	6,4	C2 - 06,4 PP								6,70
ADS2008008	C2-08 PP + P/TCEI/RP/2	8	C2 - 08 PP								6,60
ADS2000952	C2-09,5 PP + P/TCEI/RP/2	9,5	C2 - 09,5 PP	37	27	P2	41	20	30	3	6,50
ADS2010010	C2-10 PP + P/TCEI/RP/2	10	C2 - 10 PP								6,50
ADS2012012	C2-12 PP + P/TCEI/RP/2	12	C2 - 12 PP								6,40
ADS2000127	C2-12,7 PP + P/TCEI/RP/2	12,7	C2 - 12,7 PP								6,40
ADS3000127	C3-12,7 PP + P/TCEI/RP/3	12,7	C3 - 12,7 PP								7,70
ADS3000135	C3-13,5 PP + P/TCEI/RP/3	13,5	C3 - 13,5 PP								7,60
ADS2014014	C3-14 PP + P/TCEI/RP/3	14	C3 - 14 PP								7,60
ADS2015015	C3-15 PP + P/TCEI/RP/3	15	C3 - 15 PP	42	33	P3	47	26	30	3	7,50
ADS2016016	C3-16 PP + P/TCEI/RP/3	16	C3 - 16 PP								7,40
ADS3000172	C3-17,2 PP + P/TCEI/RP/3	17,2	C3 - 17,2 PP								7,30
ADS2018018	C3-18 PP + P/TCEI/RP/3	18	C3 - 18 PP								7,20
ADS3019019	C4-19 PP + P/TCEI/RP/4	19	C4 - 19 PP								9,10
ADS3020020	C4-20 PP + P/TCEI/RP/4	20	C4 - 20 PP								9,00
ADS4021321	C4-21,3 PP + P/TCEI/RP/4	21,3	C4 - 21,3 PP								8,90
ADS3022022	C4-22 PP + P/TCEI/RP/4	22	C4 - 22 PP	50	36	P4	54	33	30	3	8,80
ADS3023023	C4-23 PP + P/TCEI/RP/4	23	C4 - 23 PP								8,60
ADS3025025	C4-25 PP + P/TCEI/RP/4	25	C4 - 25 PP								8,40
ADS4025425	C4-25,4 PP + P/TCEI/RP/4	25,4	C4 - 25,4 PP								8,40
ADS4000269	C5-26,9 PP + P/TCEI/RP/5	26,9	C5 - 26,9 PP								10,20
ADS4028028	C5-28 PP + P/TCEI/RP/5	28	C5 - 28 PP								10,10
ADS4029029	C5-29 PP + P/TCEI/RP/5	29	C5 - 29 PP	57	42	P5	61	40	30	3	10,00
ADS4030030	C5-30 PP + P/TCEI/RP/5	30	C5 - 30 PP								9,90
ADS4032032	C5-32 PP + P/TCEI/RP/5	32	C5 - 32 PP								9,70
ADS5032032	C6-32 PP + P/TCEI/RP/6	32	C6 - 32 PP								15,20
ADS6000337	C6-33,7 PP + P/TCEI/RP/6	33,7	C6 - 33,7 PP								15,20
ADS6000350	C6-35 PP + P/TCEI/RP/6	35	C6 - 35 PP								15,10
ADS5038038	C6-38 PP + P/TCEI/RP/6	38	C6 - 38 PP	71	58	P6	73	52	30	3	14,90
ADS5040040	C6-40 PP + P/TCEI/RP/6	40	C6 - 40 PP								14,80
ADS6000420	C6-42 PP + P/TCEI/RP/6	42	C6 - 42 PP								14,60
ADS5045045	C6-45 PP + P/TCEI/RP/6	45	C6 - 45 PP								14,50

Il codice comprende: collare **C1-6...PP** (polipropilene), base **P1-6** (acciao), viti **TCEI1-6** e rondelle **RP**.
The part number is comprehensive of: **C1-6...PP** clamp (polypropilene), **P1-6** plate (steel), **TCEI1-6** screws and **RP** washers.
Die Artikelnummer enthält: Schelle **C1-6...PP** (Polypropylen), Grundplatte **P1-6** (Stahl), Schrauben **TCEI1-6** und Scheiben **RP**.

CONTARINI®

COLLARE FERMATUBO - SERIE DOPPIA "CF"
TWIN CLAMP - "CF" SERIES
ROHRSCHELLE - DOPPEL-BAUREIHE

ADD

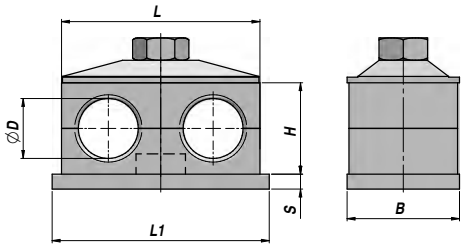

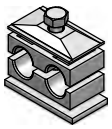

Codice Code Bestell-Nr.	Tipo Type Typ			Tubo: ØD Pipe: ØD Rohr: ØD	Collare Clamp Schelle	L	H	Coperchio Cover plate Deckplatte	Base - Plate - Grundplatte Tipo Type -Typ	L1	B	S	kg x 100
ADD1006006	CF1-06/06-PP	+	P/PS/TE/1	6	CF1-06 PP								7,90
ADD1635635	CF1-06,4/06,4 PP	+	P/PS/TE/1	6,4	CF1-06,4 PP								7,90
ADD1008008	CF1-08/08-PP	+	P/PS/TE/1	8	CF1-08 PP								7,80
ADD1952952	CF1-09,5/09,5 PP	+	P/PS/TE/1	9,5	CF1-09,5 PP	36	27	PS CF1	P CF1	37	30	3	7,70
ADD1010010	CF1-10/10-PP	+	P/PS/TE/1	10	CF1-10 PP								7,70
ADD1012012	CF1-12/12-PP	+	P/PS/TE/1	12	CF1-12 PP								7,60
ADD1127127	CF1-12,7/12,7 PP	+	P/PS/TE/1	12,7	CF1-12,7 PP								7,60
ADD2127127	CF2-12,7/12,7 PP	+	P/PS/TE/2	12,7	CF2-12,7 PP								14,00
ADD2135135	CF2-13,5/13,5 PP	+	P/PS/TE/2	13,5	CF2-13,5 PP								13,90
ADD2014014	CF2-14/14 PP	+	P/PS/TE/2	14	CF2-14 PP								13,80
ADD2015015	CF2-15/15 PP	+	P/PS/TE/2	15	CF2-15 PP	54	27	PS CF2	P CF2	55	30	5	13,70
ADD2016016	CF2-16/16 PP	+	P/PS/TE/2	16	CF2-16 PP								13,50
ADD2172172	CF2-17,2/17,2 PP	+	P/PS/TE/2	17,2	CF2-17,2 PP								13,40
ADD2018018	CF2-18/18 PP	+	P/PS/TE/2	18	CF2-18 PP								13,30
ADD3019019	CF3-19/19 PP	+	P/PS/TE/3	19	CF3-19 PP								16,50
ADD3020020	CF3-20/20 PP	+	P/PS/TE/3	20	CF3-20 PP								16,50
ADD3213213	CF3-21,3/21,3 PP	+	P/PS/TE/3	21,3	CF3-21,3 PP								16,30
ADD3022022	CF3-22/22 PP	+	P/PS/TE/3	22	CF3-22 PP	67	37	PS CF3	P CF3	70	30	5	16,20
ADD3023023	CF3-23/23 PP	+	P/PS/TE/3	23	CF3-23 PP								16,00
ADD3025025	CF3-25/25 PP	+	P/PS/TE/3	25	CF3-25 PP								15,80
ADD3254254	CF3-25,4/25,4 PP	+	P/PS/TE/3	25,4	CF3-25,4 PP								15,80
ADD4026026	CF4-26/26 PP	+	P/PS/TE/4	26	CF4-26 PP								20,10
ADD4269269	CF4-26,9/26,9 PP	+	P/PS/TE/4	26,9	CF4-26,9 PP	81	42	PS CF4	P CF4	85	30	5	20,10
ADD4028028	CF4-28/28 PP	+	P/PS/TE/4	28	CF4-28 PP								20,00
ADD4030030	CF4-30/30 PP	+	P/PS/TE/4	30	CF4-30 PP								19,80
ADD5032032	CF5-32/32 PP	+	P/PS/TE/5	32	CF5-32 PP								28,40
ADD5337337	CF5-33,7/33,7 PP	+	P/PS/TE/5	33,7	CF5-33,7 PP								28,30
ADD5035035	CF5-35/35 PP	+	P/PS/TE/5	35	CF5-35 PP	106	53	PS CF5	P CF5	110	30	5	28,30
ADD5038038	CF5-38/38 PP	+	P/PS/TE/5	38	CF5-38 PP								28,00
ADD5040040	CF5-40/40 PP	+	P/PS/TE/5	40	CF5-40 PP								27,80
ADD5042042	CF5-42/42 PP	+	P/PS/TE/5	42	CF5-42 PP								27,60

Il codice comprende: collare **CF1-5...PP** (polipropilene), base **PCF1-5** (acciaio), piastra superiore **PSCF1-5** (acciaio), vite testa esagonale **TECF1-5**.
The part number is comprehensive of: **CF1-5...PP** clamp (polypropilene), **PCF1-5** plate (steel), **PSCF1-5** cover plate (steel), **TECF1-5** hexagon head bolt.
Die Artikelnummer enthält: Schelle **CF1-5...PP** (Polypropylen), Grundplatte **PCF1-5** (Stahl), Abdeckplatte **PSCF1-5** (Stahl), Sechskantschraube **TECF1-5**.

R1A

TUBO FLESSIBILE SAE 100 R1A - DIN-EN 853-1ST
FLEXIBLE HYDRAULIC HOSE SAE 100 R1A - DIN-EN 853-1ST
HYDRAULIKSCHLAUCH SAE 100 R1A - DIN-EN 853-1ST

Codice Code Bestell-Nr.	ID			OD	P MAX bar		Temperatura d'esercizio Working temperature Temperaturbereich	Colore Colour Farbe	kg x 100 m
	inch	mm	size	mm	Esercizio Work Betrieb	Scoppio Burst Bersten			
FG10400000	1/4"	6,4	04	15,5	225	900	-40°C - +100°C	Nero Black Schwarz	29,00
FG10500000	5/16"	7,9	05	17,1	215	850			33,40
FG10600000	3/8"	9,5	06	19,4	180	720			41,80
FG10800000	1/2"	12,7	08	22,6	160	640			50,80
FG11000000	5/8"	16,0	10	25,8	130	520			59,00
FG11200000	3/4"	19,0	12	29,8	105	420			72,20
FG11600000	1"	25,4	16	37,6	88	350			104,20
FG12000000	1"1/4	31,8	20	45,0	63	250			135,00
FG12400000	1"1/2	38,1	24	51,4	50	200			155,50
FG13200000	2"	50,8	32	66,4	40	160			229,10

Sottostrato - Tube - Innenseele:	Gomma sintetica resistente agli oli idraulici - Hydraulic oil resistant synthetic rubber - Hydraulikölbeständiger Synthesekautschuk
Rinforzo - Reinforcement - Einlage:	1 Treccia in acciaio ad alta tenacità - 1 High tensile steel wire braid - 1 Stahldrahtgeflecht hoher Festigkeit
Copertura - Cover - Ummantelung:	Gomma sintetica resistente agli oli, all'abrasione e agli agenti atmosferici - Oil, abrasion and weather resistant synthetic rubber - Öl-, Abrieb - und wetterbeständiger Synthesekautschuk

R1AT

TUBO FLESSIBILE SAE 100 R1AT - DIN-EN 853-1SN
FLEXIBLE HYDRAULIC HOSE SAE 100 R1AT - DIN-EN 853-1SN
HYDRAULIKSCHLAUCH SAE 100 R1AT - DIN-EN 853-1SN

Codice Code Bestell-Nr.	ID			OD	P MAX bar		Temperatura d'esercizio Working temperature Temperaturbereich	Colore Colour Farbe	kg x 100 m
	inch	mm	size	mm	Esercizio Work Betrieb	Scoppio Burst Bersten			
FGT1030000	3/16"	4,8	03	11,8	250	1000	-40°C - +100°C	Nero Black Schwarz	17,90
FGT1040000	1/4"	6,4	04	13,4	225	900			22,90
FGT1050000	5/16"	7,9	05	15,0	215	850			26,60
FGT1060000	3/8"	9,5	06	17,4	180	720			34,40
FGT1080000	1/2"	12,7	08	20,6	160	640			42,10
FGT1100000	5/8"	16,0	10	23,7	130	520			48,50
FGT1120000	3/4"	19,0	12	27,7	105	420			60,10
FGT1160000	1"	25,4	16	35,6	88	350			89,50
FGT1200000	1"1/4	31,8	20	43,5	63	250			121,70
FGT1240000	1"1/2	38,1	24	50,6	50	200			147,30
FGT1320000	2"	50,8	32	64,0	40	160			197,70

Sottostrato - Tube - Innenseele:	Gomma sintetica resistente agli oli idraulici - Hydraulic oil resistant synthetic rubber - Hydraulikölbeständiger Synthesekautschuk
Rinforzo - Reinforcement - Einlage:	1 Treccia in acciaio ad alta tenacità - 1 High tensile steel wire braid - 1 Stahldrahtgeflecht hoher Festigkeit
Copertura - Cover - Ummantelung:	Gomma sintetica resistente agli oli, all'abrasione e agli agenti atmosferici - Oil, abrasion and weather resistant synthetic rubber - Öl-, Abrieb - und wetterbeständiger Synthesekautschuk

TUBO FLESSIBILE SAE 100 R2A - DIN-EN 853-2ST
FLEXIBLE HYDRAULIC HOSE SAE 100 R2A - DIN-EN 853-2ST
HYDRAULIKSCHLAUCH SAE 100 R2A - DIN-EN 853-2ST

R2A

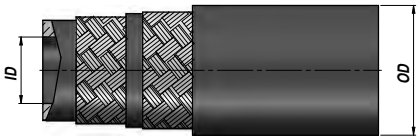

Codice Code Bestell-Nr.	ID			OD	P MAX bar		Temperatura d'esercizio Working temperature Temperaturbereich	Colore Colour Farbe	kg x 100 m
	inch	mm	size	mm	Esercizio Work Betrieb	Scoppio Burst Bersten			
FG20400000	1/4"	6,4	04	17,1	400	1600	-40°C - +100°C	Nero Black Schwarz	47,30
FG20500000	5/16"	7,9	05	18,7	350	1400			52,00
FG20600000	3/8"	9,5	06	21,0	330	1320			64,30
FG20800000	1/2"	12,7	08	24,2	275	1100			75,10
FG21000000	5/8"	16,0	10	27,4	250	1000			89,20
FG21200000	3/4"	19,0	12	31,4	215	850			105,50
FG21600000	1"	25,4	16	39,0	165	650			146,10
FG22000000	1"1/4	31,8	20	49,8	125	500			218,30
FG22400000	1"1/2	38,1	24	56,2	90	360			244,80
FG23200000	2"	50,8	32	60,8	78	310			325,50

Sottostrato - Tube - Innenseele:	Gomma sintetica resistente agli oli idraulici - Hydraulic oil resistant synthetic rubber - Hydraulikölbeständiger Synthesekautschuk
Rinforzo - Reinforcement - Einlage:	2 Trecce in acciaio ad alta tenacità - 2 High tensile steel wire braids - 2 Stahldrahtgeflechte hoher Festigkeit
Copertura - Cover - Ummantelung:	Gomma sintetica resistente agli oli, all'abrasione e agli agenti atmosferici - Oil, abrasion and weather resistant synthetic rubber - Öl-, Abrieb - und wetterbeständiger Synthesekautschuk

TUBO FLESSIBILE SAE 100 R2AT - DIN-EN 853-2SN
FLEXIBLE HYDRAULIC HOSE SAE 100 R2AT - DIN-EN 853-2SN
HYDRAULIKSCHLAUCH SAE 100 R2AT - DIN-EN 853-2SN

R2AT

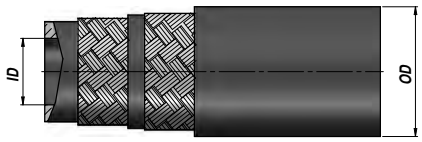

Codice Code Bestell-Nr.	ID			OD	P MAX bar		Temperatura d'esercizio Working temperature Temperaturbereich	Colore Colour Farbe	kg x 100 m
	inch	mm	size	mm	Esercizio Work Betrieb	Scoppio Burst Bersten			
FGT2040000	1/4"	6,4	04	15,0	400	1600	-40°C - +100°C	Nero Black Schwarz	40,50
FGT2050000	5/16"	7,9	05	16,6	350	1400			44,60
FGT2060000	3/8"	9,5	06	19,0	330	1320			56,30
FGT2080000	1/2"	12,7	08	22,2	275	1100			65,80
FGT2100000	5/8"	16,0	10	25,4	250	1000			78,60
FGT2120000	3/4"	19,0	12	29,3	215	850			92,70
FGT2160000	1"	25,4	16	38,1	165	650			139,10
FGT2200000	1"1/4	31,8	20	48,3	125	500			203,60
FGT2240000	1"1/2	38,1	24	54,6	90	360			227,00
FGT2320000	2"	50,8	32	67,0	78	310			287,20

Sottostrato - Tube - Innenseele:	Gomma sintetica resistente agli oli idraulici - Hydraulic oil resistant synthetic rubber - Hydraulikölbeständiger Synthesekautschuk
Rinforzo - Reinforcement - Einlage:	2 Trecce in acciaio ad alta tenacità - 2 High tensile steel wire braids - 2 Stahldrahtgeflechte hoher Festigkeit
Copertura - Cover - Ummantelung:	Gomma sintetica resistente agli oli, all'abrasione e agli agenti atmosferici - Oil, abrasion and weather resistant synthetic rubber - Öl-, Abrieb - und wetterbeständiger Synthesekautschuk

4SP

TUBO FLESSIBILE DIN 20023-4SP - EN 856-4SP
FLEXIBLE HYDRAULIC HOSE DIN 20023-4SP - EN 856-4SP
HYDRAULIKSCHLAUCH DIN 20023-4SP - EN 856-4SP

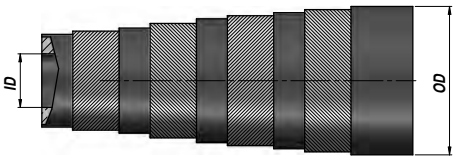

Codice Code Bestell-Nr.	ID			OD	P MAX bar		Temperatura d'esercizio Working temperature Temperaturbereich	Colore Colour Farbe	kg x 100 m
	inch	mm	size	mm	Esercizio Work Betrieb	Scoppio Burst Bersten			
FG40600000	3/8"	9,5	06	21,3	445	1780	-40°C - +100°C	Nero Black Schwarz	85,00
FG40800000	1/2"	12,7	08	24,4	415	1660			95,00
FG41000000	5/8"	16,0	10	28,0	350	1400			114,00
FG41200000	3/4"	19,0	12	32,0	350	1400			148,50
FG41600000	1"	25,4	16	39,2	280	1120			205,70
FG42000000	1"1/4	31,8	20	50,0	210	840			321,80
FG42400000	1"1/2	38,1	24	57,0	185	740			374,10
FG43200000	2"	50,8	32	69,8	165	700			450,00

Sottostrato - Tube - Innenseele:	Gomma sintetica resistente agli oli idraulici - Hydraulic oil resistant synthetic rubber - Hydraulikölbeständiger Synthesekautschuk
Rinforzo - Reinforcement - Einlage:	4 Spirali in acciaio ad altissima resistenza - 4 High tensile steel spirals - 4 Stahldrahtspirallagen höchster Festigkeit.
Copertura - Cover - Ummantelung:	Gomma sintetica resistente agli oli, all'abrasione e agli agenti atmosferici - Oil, abrasion and weather resistant synthetic rubber - Öl-, Abrieb - und wetterbeständiger Synthesekautschuk

4SH

TUBO FLESSIBILE DIN 20023-4SH - EN 856-4SH
FLEXIBLE HYDRAULIC HOSE DIN 20023-4SH - EN 856-4SH
HYDRAULIKSCHLAUCH DIN 20023-4SH - EN 856-4SH



Codice Code Bestell-Nr.	ID			OD	P MAX bar		Temperatura d'esercizio Working temperature Temperaturbereich	Colore Colour Farbe	kg x 100 m
	inch	mm	size	mm	Esercizio Work Betrieb	Scoppio Burst Bersten			
FG51000000	5/8"	16,0	10	28,5	420	1680	-40°C - +100°C	Nero Black Schwarz	133,10
FG51200000	3/4"	19,0	12	32,2	420	1680			152,90
FG51600000	1"	25,4	16	38,4	380	1520			213,90
FG52000000	1"1/4	31,8	20	45,2	325	1300			249,20
FG52400000	1"1/2	38,1	24	53,5	290	1160			337,90
FG53200000	2"	50,8	32	68,0	250	1000			469,80

Sottostrato - Tube - Innenseele:	Gomma sintetica resistente agli oli idraulici - Hydraulic oil resistant synthetic rubber - Hydraulikölbeständiger Synthesekautschuk
Rinforzo - Reinforcement - Einlage:	4 Spirali in acciaio ad altissima resistenza - 4 High tensile steel spirals - 4 Stahldrahtspirallagen höchster Festigkeit
Copertura - Cover - Ummantelung:	Gomma sintetica resistente agli oli, all'abrasione e agli agenti atmosferici - Oil, abrasion and weather resistant synthetic rubber - Öl-, Abrieb - und wetterbeständiger Synthesekautschuk

TUBO FLESSIBILE SAE 100 R7
FLEXIBLE HYDRAULIC HOSE SAE 100 R7
HYDRAULIKSCHLAUCH SAE 100 R7

R7



Codice Code Bestell-Nr.	ID			OD	P MAX bar		Temperatura d'esercizio Working temperature Temperaturbereich	Colore Colour Farbe	kg x 100 m
	inch	mm	size	mm	Esercizio Work Betrieb	Scoppio Burst Bersten			
FG70300000	3/16"	5,0	03	9,5	230	920	-40°C - +100°C	Nero Black Schwarz	6,40
FG70400000	1/4"	6,5	04	11,8	200	800			8,90
FG70500000	5/16"	8,0	05	14,0	190	760			12,10
FG70600000	3/8"	9,7	06	16,2	175	700			15,40
FG70800000	1/2"	13,0	08	20,0	150	600			21,40
FG71200000	3/4"	19,5	12	27,0	100	400			30,80

Sottostrato - Tube - Innenseele:	Poliestere resistente agli oli idraulici, aria e fluidi a base acquosa - Hydraulic oil, air and water based fluids resistant polyester - Polyester gegen Hydrauliköl, Luft und Flüssigkeiten auf Wasserbasis beständig
Rinforzo - Reinforcement - Einlage:	2 Trecce in poliestere ad alta tenacità - 2 High tensile polyester fibre braids - 2 Polyestergeflechte hoher Festigkeit
Copertura - Cover - Ummantelung:	Poliuretano antiabrasione, resistente all'olio e agli agenti atmosferici - Oil, abrasion and weather resistant polyurethane - Polyurethan abriebfest, öl- und wetterbeständig

TUBO FLESSIBILE HYDROWASH/1T (1SN)
FLEXIBLE HYDRAULIC HOSE HYDROWASH/1T (1SN)
HYDRAULIKSCHLAUCH HYDROWASH/1T (1SN)

1SN

Codice Code Bestell-Nr.	ID			OD	P MAX bar		Temperatura d'esercizio Working temperature Temperaturbereich	Colore Colour Farbe	kg x 100 m
	inch	mm	size	mm	Esercizio Work Betrieb	Scoppio Burst Bersten			
FGHW104SNB	1/4"	6,4	04	13,4	225	900	-40°C - +150°C	Azzurro Blue Blau	23,00
FGHW105SNB	5/16"	7,9	05	15,0	215	860			26,70
FGHW106SNB	3/8"	9,5	06	17,4	180	720			34,50
FGHW108SNB	1/2"	12,7	08	20,6	160	640			42,20

Sottostrato - Tube - Innenseele:	Gomma sintetica resistente all'acqua calda, agli oli e ai detergenti - Hot water, oil and cleaning solutions resistant synthetic rubber - Heißwasser-, Öl- und Reinigungsmittelbeständiger Synthesekautschuk
Rinforzo - Reinforcement - Einlage:	1 Treccia in acciaio ad alta tenacità - 1 High tensile steel wire braid - 1 Stahldrahtgeflecht hoher Festigkeit
Copertura - Cover - Ummantelung:	Gomma sintetica microforata, resistente agli oli, all'abrasione e agli agenti atmosferici - Oil, abrasion and weather resistant pin pricked synthetic rubber - Synthesekautschuk geprickt, öl-, abrieb- und wetterbeständig

2SN

TUBO FLESSIBILE HYDROWASH/2T (2SN)
FLEXIBLE HYDRAULIC HOSE HYDROWASH/2T (2SN)
HYDRAULIKSCHLAUCH HYDROWASH/2T (2SN)

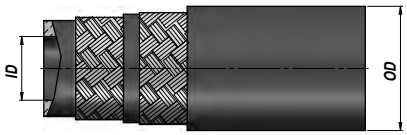

Codice Code Bestell-Nr.	ID			OD	P MAX bar		Temperatura d'esercizio Working temperature Temperaturbereich	Colore Colour Farbe	kg x 100 m
	inch	mm	size	mm	Esercizio Work Betrieb	Scoppio Burst Bersten			
FGHW204SNB	1/4"	6,4	04	15,0	400	1600	-40°C - +150°C	Azzurro Blue Blau	40,60
FGHW205SNB	5/16"	7,9	05	16,6	350	1400			44,70
FGHW206SNB	3/8"	9,5	06	19,0	330	1320			56,40
FGHW208SNB	1/2"	12,7	08	22,2	275	1100			65,90

Sottostrato - Tube - Innenseele:	Gomma sintetica resistente all'acqua calda, agli oli e ai detergenti - Hot water, oil and cleaning solutions resistant synthetic rubber - Heißwasser-, Öl- und Reinigungsmittelbeständiger Synthesekautschuk
Rinforzo - Reinforcement - Einlage:	2 Trecce in acciaio ad alta tenacità - 2 High tensile steel wire braids - 2 Stahldrahtgeflechte hoher Festigkeit
Copertura - Cover - Ummantelung:	Gomma sintetica microforata, resistente agli oli, all'abrasione e agli agenti atmosferici - Oil, abrasion and weather resistant pin pricked synthetic rubber - Synthesekautschuk geprickt, öl-, abrieb- und wetterbeständig

R4

TUBO FLESSIBILE SAE 100 R4
FLEXIBLE HYDRAULIC HOSE SAE 100 R4
HYDRAULIKSCHLAUCH SAE 100 R4

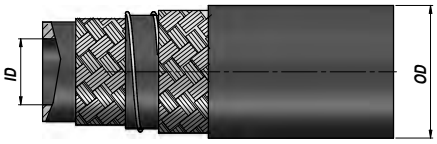

Codice Code Bestell-Nr.	ID			OD	P MAX bar		Temperatura d'esercizio Working temperature Temperaturbereich	Colore Colour Farbe	kg x 100 m
	inch	mm	size	mm	Esercizio Work Betrieb	Scoppio Burst Bersten			
FGA1900000	3/4"	19,0	12	29,0	21	83	-40°C - +100°C	Nero Black Schwarz	55,50
FGA2500000	1"	25,0	16	35,5	17	69			72,60
FGA3200000	1"1/4	32,0	20	42,5	14	55			94,10
FGA3800000	1"1/2	38,0	24	49,0	10	41			116,90
FGA5000000	2"	51,0	32	62,0	7	28			180,60

Sottostrato - Tube - Innenseele:	Gomma sintetica resistente agli oli idraulici - Hydraulic oil resistant synthetic rubber - Ölbeständiger Synthesekautschuk
Rinforzo - Reinforcement - Einlage:	2 Trecce tessili + spirale metallica - 2 Synthetic textile braids + steel wire spiral - 2 Textilgeflechte + Stahldrahtspirale
Copertura - Cover - Ummantelung:	Poliuretano antiabrasione, resistente all'olio e agli agenti atmosferici - Oil, abrasion and weather resistant polyurethane - Polyurethan abriebfest, öl- und wetterbeständig

CONTARINI®

TUBO PVC
PVC HOSE
SCHLAUCH PVC

PVC

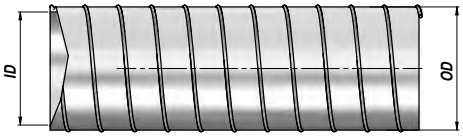

Codice Code Bestell-Nr.	ID			OD	P MAX bar		Temperatura d'esercizio Working temperature Temperaturbereich	Colore Colour Farbe	kg x 100 m
	inch	mm	size	mm	Esercizio Work Betrieb	Scoppio Burst Bersten			
FGAV160000	5/8"	16	10	22,0	6	-	-5°C - +60°C	Trasparente Trasparent Transparent	25,00
FGAV190000	3/4"	20	12	28,0	5	-			34,00
FGAV250000	1"	25	16	33,0	5	-			53,00
FGAV320000	1"1/4	32	20	40,0	4	-			65,50
FGAV380000	1"1/2	38	24	48,0	4	-			85,50
FGAV500000	2"	51	32	61,0	3	-			123,00

Costruzione - Construction - Konstruktion:	PVC trasparente, liscio, leggero, molto flessibile, atossico - trasparent, smooth, light and very flexible, non toxic PVC - PVC transparent, glatt, leicht, m. hoher Flexibilität, ungiftig
Rinforzo - Reinforcement - Einlage:	Spirale in acciaio zincato - Galvanized steel wire spiral - Stahldrahtspirale verzinkt
Copertura - Cover - Ummantelung:	Liscio, resistente ai carichi, all'abrasione e agli agenti atmosferici - Smooth, crushing, abrasion and weather resistant - Glatt, abrieb -, lasten - und wetterbeständig

RPG1

SAE 100 R1A
(EN 853-1ST)

GHIERA A PRESSARE
CRIMP FERRULE
PRESSFASSUNGEN

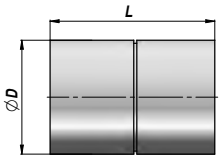

Codice Code Bestell-Nr.	Tubo Hose Schlauch BSP	Valido per Fit for Geeignet für	ØD	L	kg x 100
RPG1040000	1/4"	SAE100 R1A (EN853-1ST)	20	30	3,20
RPG1050000	5/16"		22	31	4,20
RPG1060000	3/8"		24	32	4,80
RPG1080000	1/2"		29	34	6,20
RPG1100000	5/8"		32	37	8,00
RPG1120000	3/4"		36	43	10,40
RPG1160000	1"		43	51	15,00
RPG1200000	1"1/4		50	59	20,00
RPG1240000	1"1/2			63	25,80
RPG1320000	2"		70	78	45,40

RPG2

SAE 100 R2A
(EN 853-2ST)
SAE 100 R9

GHIERA A PRESSARE
CRIMP FERRULE
PRESSFASSUNGEN

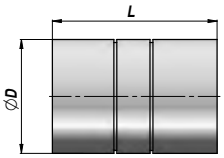

Codice Code Bestell-Nr.	Tubo Hose Schlauch BSP	Valido per Fit for Geeignet für	ØD	L	kg x 100
RPG2040000	1/4"	SAE100 R2A (EN 853-2ST) SAE100 R9	21	30	3,40
RPG2050000	5/16"		24	31	4,60
RPG2060000	3/8"		26	32	5,40
RPG2080000	1/2"		30	34	6,40
RPG2100000	5/8"		34	37	8,40
RPG2120000	3/4"		38	43	11,40
RPG2160000	1"		46	51	18,40
RPG2200000	1"1/4		56	59	30,20
RPG2240000	1"1/2		62	63	30,50
RPG2320000	2"		75	78	53,40

RPGT

SAE 100 R1AT/R2AT
EN 853-1SN-2SN/EN 857-2SC
SAE100 R16-R17

GHIERA A PRESSARE
CRIMP FERRULE
PRESSFASSUNGEN

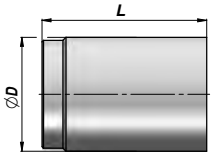

Codice Code Bestell-Nr.	Tubo Hose Schlauch BSP	Valido per Fit for Geeignet für	ØD	L	kg x 100
RPGT1204SN	1/4"	SAE100 R1AT (EN 853-1SN) SAE100 R2AT (EN 853-2SN) SAE100 R16 SAE100 R17 EN 857-2SC	22	29,5	2,60
RPGT1205SN	5/16"		24	29,5	3,00
RPGT1206SN	3/8"		26	30	3,40
RPGT1208SN	1/2"		30	33,5	4,80
RPGT1210SN	5/8"		34	36,5	5,80
RPGT1212SN	3/4"		38	39,5	7,60
RPGT1216SN	1"		48	51,5	11,00
RPGT1220SN	1"1/4		59	59	24,80
RPGT1224SN	1"1/2		67	67	25,20
RPGT1232SN	2"		80	72	45,00

RPG7

SAE 100 R6-R7-R8
EN 854-1TE

GHIERA A PRESSARE
CRIMP FERRULE
PRESSFASSUNGEN

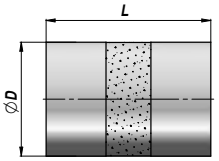

Codice Code Bestell-Nr.	Tubo Hose Schlauch BSP	Valido per Fit for Geeignet für	ØD	L	kg x 100
RPG7030000	3/16"	SAE100 R6 SAE100 R7 SAE100 R8 EN 854-1TE	14	26	1,20
RPG7040000	1/4"		17	29	2,00
RPG7050000	5/16"		19	30,5	2,40
RPG7060000	3/8"		21	30,5	2,80
RPG7080000	1/2"		25,5	34	3,60

CONTARINI®

GHIERA A PRESSARE
CRIMP FERRULE
PRESSFASSUNGEN

SAE 100 R9R
SAE100 R12
EN 856-4SP

RPG9

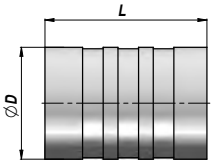

Codice Code Bestell-Nr.	Tubo Hose Schlauch BSP	Valido per Fit for Geeignet für	ØD	L	kg x 100
RPG9060000	3/8"	SAE100 R9R SAE100 R12 EN 856-4SP	26	33	5,40
RPG9080000	1/2"		30	34	8,80
RPG9100000	5/8"		33	39	9,60
RPG9120000	3/4"		38	40	14,40
RPG9160000	1"		46	54	23,40
RPG9200000	1"1/4		57	60	31,80
RPG9240000	1"1/2		65	70	54,30

GHIERA A PRESSARE
CRIMP FERRULE
PRESSFASSUNGEN

EN 856-4SH

RPG5

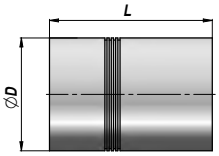

Codice Code Bestell-Nr.	Tubo Hose Schlauch BSP	Valido per Fit for Geeignet für	ØD	L	kg x 100
RPG5120000	3/4"	EN 856-4SH	38	55	11,80
RPG5160000	1"		46	75	21,50
RPG5200000	1"1/4		52	66	26,20
RPG5240000	1"1/2			76,5	46,00
RPG5320000	2"		75	80	79,30

R0051

FEMMINA BSP - CONO 60°
BSP FEMALE - 60° CONE
BSP INNENGEWINDE - 60° KEGEL

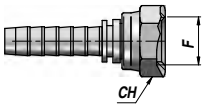

Codice Code Bestell-Nr.	Tubo Hose Schlauch inch	NW	F BSP	CH	kg x 100
R0051.0302	3/16"	5	1/8"	14	1,60
R0051.0304	3/16"	5	1/4"	19	2,60
R0051.0404	1/4"	6	1/4"	19	2,80
R0051.0406	1/4"	6	3/8"	22	4,00
R0051.0506	5/16"	8	3/8"	22	4,20
R0051.0606	3/8"	10	3/8"	22	4,60
R0051.0608	3/8"	10	1/2"	27	7,00
R0051.0808	1/2"	13	1/2"	27	7,60
R0051.0810	1/2"	13	5/8"	28	8,60
R0051.0812	1/2"	13	3/4"	32	12,20
R0051.1010	5/8"	16	5/8"	28	8,60
R0051.1012	5/8"	16	3/4"	32	12,80
R0051.1212	3/4"	20	3/4"	32	12,40
R0051.1216	3/4"	20	1"	38	16,40
R0051.1616	1"	25	1"	38	21,40
R0051.2020	1"1/4	32	1"1/4	50	48,40
R0051.2424	1"1/2	40	1"1/2	55	60,00
R0051.3232	2"	50	2"	65	91,50

R0151

CURVA BSP 90° - CONO 60°
90° BSP FEMALE - 60° CONE
90° BSP INNENGEWINDE - 60° KEGEL

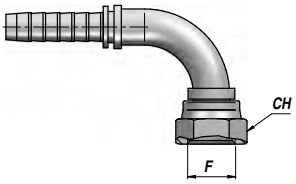

Codice Code Bestell-Nr.	Tubo Hose Schlauch inch	NW	F BSP	CH	kg x 100
R0151.0302	3/16"	5	1/8"	14	2,00
R0151.0304	3/16"	5	1/4"	19	3,60
R0151.0404	1/4"	6	1/4"	19	3,80
R0151.0406	1/4"	6	3/8"	22	5,00
R0151.0506	5/16"	8	3/8"	22	5,60
R0151.0606	3/8"	10	3/8"	22	6,80
R0151.0608	3/8"	10	1/2"	27	8,60
R0151.0808	1/2"	13	1/2"	27	10,80
R0151.0810	1/2"	13	5/8"	28	14,20
R0151.1010	5/8"	16	5/8"	28	14,80
R0151.1012	5/8"	16	3/4"	32	17,00
R0151.1212	3/4"	20	3/4"	32	21,00
R0151.1216	3/4"	20	1"	38	25,40
R0151.1616	1"	25	1"	38	41,00
R0151.2020	1"1/4	32	1"1/4	50	78,00
R0151.2424	1"1/2	40	1"1/2	55	123,00
R0151.3232	2"	50	2"	65	165,20

R0251

CURVA BSP 45° - CONO 60°
45° BSP FEMALE - 60° CONE
45° BSP INNENGEWINDE - 60° KEGEL

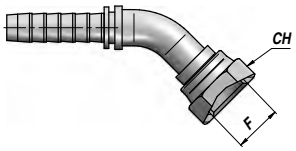

Codice Code Bestell-Nr.	Tubo Hose Schlauch inch	NW	F BSP	CH	kg x 100
R0251.0404	1/4"	6	1/4"	19	3,60
R0251.0406	1/4"	6	3/8"	22	5,60
R0251.0506	5/16"	8	3/8"	22	6,20
R0251.0606	3/8"	10	3/8"	22	6,40
R0251.0608	3/8"	10	1/2"	27	9,40
R0251.0808	1/2"	13	1/2"	27	11,00
R0251.1010	5/8"	16	5/8"	28	14,80
R0251.1012	5/8"	16	3/4"	32	17,80
R0251.1212	3/4"	20	3/4"	32	18,60
R0251.1216	3/4"	20	1"	38	27,60
R0251.1616	1"	25	1"	38	34,80
R0251.2020	1"1/4	32	1"1/4	50	64,70
R0251.2424	1"1/2	40	1"1/2	55	94,50
R0251.3232	2"	50	2"	65	129,50

R2321

CURVA COMPATTA BSP 90° - CONO 60°
90° BSP COMPACT ELBOW - 60° CONE
90° BSP KOMPAKTWINKEL - 60° KEGEL

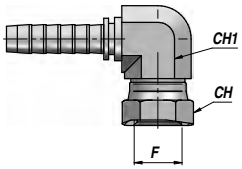

Codice Code Bestell-Nr.	Tubo Hose Schlauch inch	NW	F BSP	CH	CH1	kg x 100
R2321.0404	1/4"	6	1/4"	19	14	6,40
R2321.0606	3/8"	10	3/8"	22	17	10,80
R2321.0808	1/2"	13	1/2"	27	24	16,80
R2321.1010	5/8"	16	5/8"	28	24	17,10
R2321.1212	3/4"	20	3/4"	32	27	26,40
R2321.1616	1"	25	1"	38	36	43,70

CONTARINI®

MASCHIO BSP - SV.60°
BSP MALE - 60° CONE SEAT
BSP AUSSENGEWINDE - 60° KEGELSITZ

R0350

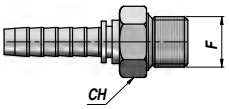

Codice Code Bestell-Nr.	Tubo Hose Schlauch inch	NW	F BSP	CH	kg x 100
R0350.0402	1/4"	6	1/8"	15	1,40
R0350.0404	1/4"	6	1/4"	19	3,00
R0350.0406	1/4"	6	3/8"	22	4,20
R0350.0506	5/16"	8	3/8"	22	4,80
R0350.0606	3/8"	10	3/8"	22	5,00
R0350.0608	3/8"	10	1/2"	27	8,00
R0350.0808	1/2"	13	1/2"	27	9,20
R0350.1010	5/8"	16	5/8"	28	11,80
R0350.1012	5/8"	16	3/4"	32	13,40
R0350.1212	3/4"	20	3/4"	32	14,40
R0350.1616	1"	25	1"	38	26,40
R0350.2020	1"1/4	32	1"1/4	50	43,00
R0350.2424	1"1/2	40	1"1/2	55	52,20
R0350.3232	2"	50	2"	65	91,80

MASCHIO CONICO BSPT
BSPT TAPERED MALE
BSPT KEGELAUSSENGEWINDE

R0360

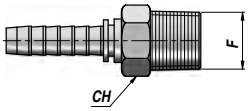

Codice Code Bestell-Nr.	Tubo Hose Schlauch inch	NW	F BSPT	CH	kg x 100
R0360.0404	1/4"	6	1/4"	14	2,90
R0360.0406	1/4"	6	3/8"	19	4,10
R0360.0506	5/16"	8	3/8"	19	4,70
R0360.0606	3/8"	10	3/8"	19	4,90
R0360.0608	3/8"	10	1/2"	22	7,80
R0360.0808	1/2"	13	1/2"	22	9,00
R0360.1212	3/4"	20	3/4"	27	14,00
R0360.1616	1"	25	1"	36	26,00
R0360.2020	1"1/4	32	1"1/4	46	42,50
R0360.2424	1"1/2	40	1"1/2	50	51,50
R0360.3232	2"	50	2"	65	90,20

MASCHIO NPTF - SV.60° (SAE J516)
NPTF MALE - 60° CONE SEAT (SAE J516)
NPTF AUSSENGEWINDE - 60° KEGELSITZ (SAE J516)

R0370

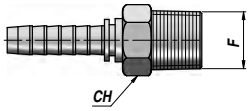

Codice Code Bestell-Nr.	Tubo Hose Schlauch inch	NW	F NPTF	CH	kg x 100
R0370.0404	1/4"	6	1/4"	14	4,10
R0370.0406	1/4"	6	3/8"	19	4,70
R0370.0606	3/8"	10	3/8"	19	4,90
R0370.0608	3/8"	10	1/2"	22	7,80
R0370.0808	1/2"	13	1/2"	22	9,00
R0370.1212	3/4"	20	3/4"	27	14,00
R0370.1616	1"	25	1"	36	26,00
R0370.2020	1.1/4"	32	1"1/4	46	42,50
R0370.2424	1.1/2"	40	1"1/2	50	51,50
R0370.3232	2"	50	2"	65	90,20
R0370.3232	2"	50	2"	65	90,20

OCCHIO BSP
BSP BANJO
BSP RINGANSCHLUSS

R1400

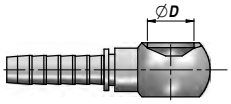

Codice Code Bestell-Nr.	Tubo Hose Schlauch inch	NW	ØD	kg x 100
R1400.0304	3/16"	5	1/4"	3,20
R1400.0404	1/4"	6	1/4"	3,20
R1400.0406	1/4"	6	3/8"	4,60
R1400.0506	5/16"	8	3/8"	5,00
R1400.0606	3/8"	10	3/8"	4,60
R1400.0808	1/2"	13	1/2"	8,40
R1400.1212	3/4"	20	3/4"	17,40
R1400.1616	1"	25	1"	39,40

R0100

FEMMINA METRICA - CONO 60°
METRIC FEMALE - 60° CONE
METRISCHES INNENGEWINDE - 60° KEGEL

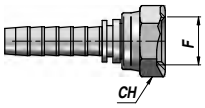

Codice Code Bestell-Nr.	Tubo Hose Schlauch inch	NW	F	CH	kg x 100
R0100.0414	1/4"	6	M14x1,5	19	3,00
R0100.0516	5/16"	8	M16x1,5	22	4,20
R0100.0518	5/16"	8	M18x1,5	24	4,40
R0100.0616	3/8"	10	M16x1,5	22	4,40
R0100.0618	3/8"	10	M18x1,5	24	5,40
R0100.0620	3/8"	10	M20x1,5	24	7,40
R0100.0820	1/2"	13	M20x1,5	24	7,60
R0100.0822	1/2"	13	M22x1,5	27	8,20

R0200

CURVA METRICA 90° - CONO 60°
90° METRIC FEMALE - 60° CONE
90° METRISCHES INNENGEWINDE - 60° KEGEL

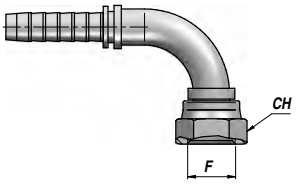

Codice Code Bestell-Nr.	Tubo Hose Schlauch inch	NW	F	CH	kg x 100
R0200.0414	1/4"	6	M14x1,5	19	4,00
R0200.0516	5/16"	8	M16x1,5	22	6,40
R0200.0518	5/16"	8	M18x1,5	24	7,20
R0200.0616	3/8"	10	M16x1,5	22	6,60
R0200.0618	3/8"	10	M18x1,5	24	7,20
R0200.0620	3/8"	10	M20x1,5	24	9,40
R0200.0820	1/2"	13	M20x1,5	24	12,20
R0200.0822	1/2"	13	M22x1,5	27	12,20

R0400

MASCHIO METRICO - SV.60°
METRIC MALE - 60° CONE SEAT
METRISCHES AUSSENGEWINDE - 60° KEGELSITZ

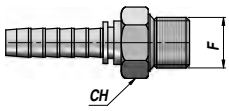

Codice Code Bestell-Nr.	Tubo Hose Schlauch inch	NW	F	CH	kg x 100
R0400.0414	1/4"	6	M14x1,5	19	3,20
R0400.0516	5/16"	8	M16x1,5	22	4,20
R0400.0518	5/16"	8	M18x1,5	24	5,00
R0400.0618	3/8"	10	M18x1,5	24	5,20
R0400.0822	1/2"	13	M22x1,5	27	7,80

R1350

OCCHIO METRICO
METRIC BANJO
METRISCHER RINGANSCHLUSS

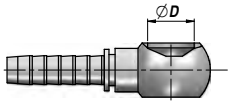

Codice Code Bestell-Nr.	Tubo Hose Schlauch inch	NW	ØD	kg x 100
R1350.0414	1/4"	6	14	3,00
R1350.0516	5/16"	8	16	4,40
R1350.0616	3/8"	10	16	4,60
R1350.0618	3/8"	10	18	6,60
R1350.0818	1/2"	13	18	6,80
R1350.0822	1/2"	13	22	8,20

FEMMINA JIC - SV.74°
JIC FEMALE - 74° CONE SEAT
JIC INNENGEWINDE - 74° KEGELSITZ

R0901

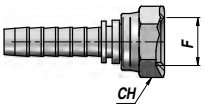

Codice Code Bestell-Nr.	Tubo Hose Schlauch inch	NW	F UNF-JIC74°	CH	kg x 100
R0901.0304	3/16"	5	7/16" - 20	15	2,60
R0901.0404	1/4"	6	7/16" - 20	17	2,60
R0901.0405	1/4"	6	1/2" - 20	17	3,40
R0901.0506	5/16"	8	9/16" - 18	19	3,60
R0901.0606	3/8"	10	9/16" - 18	19	3,80
R0901.0608	3/8"	10	3/4" - 16	24	8,20
R0901.0808	1/2"	13	3/4" - 16	24	6,40
R0901.0810	1/2"	13	7/8" - 14	27	8,00
R0901.1012	5/8"	16	1"1/16 - 12	32	11,80
R0901.1212	3/4"	20	1"1/16 - 12	32	12,20
R0901.1216	3/4"	20	1"5/16 - 12	38	16,60
R0901.1616	1"	25	1"5/16 - 12	38	21,20

CURVA JIC 90° - SV.74°
90° JIC FEMALE - 74° CONE SEAT
90° JIC INNENGEWINDE - 74° KEGELSITZ

R0951

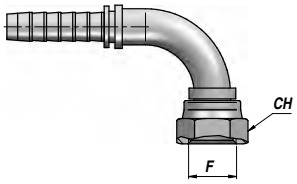

Codice Code Bestell-Nr.	Tubo Hose Schlauch inch	NW	F UNF-JIC74°	CH	kg x 100
R0951.0304	3/16"	5	7/16" - 20	15	3,40
R0951.0404	1/4"	6	7/16" - 20	17	3,40
R0951.0405	1/4"	6	1/2" - 20	17	4,20
R0951.0506	5/16"	8	9/16" - 18	19	4,80
R0951.0606	3/8"	10	9/16" - 18	19	5,60
R0951.0608	3/8"	10	3/4" - 16	24	8,20
R0951.0808	1/2"	13	3/4" - 16	24	10,20
R0951.0810	1/2"	13	7/8" - 14	27	11,60
R0951.1012	5/8"	16	1"1/16 - 12	32	17,20
R0951.1212	3/4"	20	1"1/16 - 12	32	22,00
R0951.1216	3/4"	20	1"5/16 - 12	38	29,80
R0951.1616	1"	25	1"5/16 - 12	38	45,60

CURVA JIC 45° - SV.74°
45° JIC FEMALE - 74° CONE SEAT
45° JIC INNENGEWINDE - 74° KEGELSITZ

R1001

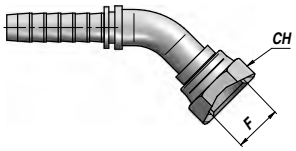

Codice Code Bestell-Nr.	Tubo Hose Schlauch inch	NW	F UNF-JIC74°	CH	kg x 100
R1001.0404	1/4"	6	7/16" - 20	17	3,40
R1001.0405	1/4"	6	1/2" - 20	17	4,20
R1001.0506	5/16"	8	9/16" - 18	19	4,80
R1001.0606	3/8"	10	9/16" - 18	19	5,60
R1001.0608	3/8"	10	3/4" - 16	24	8,20
R1001.0808	1/2"	13	3/4" - 16	24	10,20
R1001.0810	1/2"	13	7/8" - 14	27	11,60
R1001.1012	5/8"	16	1"1/16 - 12	32	17,20
R1001.1212	3/4"	20	1"1/16 - 12	32	22,00
R1001.1216	3/4"	20	1"5/16 - 12	38	23,00
R1001.1616	1"	25	1"5/16 - 12	38	42,00

MASCHIO JIC - SV.74°
JIC MALE - 74° CONE SEAT
JIC AUSSENGEWINDE - 74° KEGELSITZ

R0850

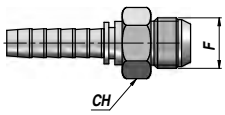

Codice Code Bestell-Nr.	Tubo Hose Schlauch inch	NW	F UNF-JIC74°	CH	kg x 100
R0850.0404	1/4"	6	7/16" - 20	14	2,20
R0850.0405	1/4"	6	1/2" - 20	14	2,20
R0850.0506	5/16"	8	9/16" - 18	15	2,60
R0850.0606	3/8"	10	9/16" - 18	17	2,80
R0850.0608	3/8"	10	3/4" - 16	19	4,80
R0850.0808	1/2"	13	3/4" - 16	19	5,40
R0850.0810	1/2"	13	7/8" - 14	24	7,60
R0850.1012	5/8"	16	1"1/16 - 12	27	11,00
R0850.1212	3/4"	20	1"1/16 - 12	27	12,20
R0850.1216	3/4"	20	1"5/16 - 12	34	18,60
R0850.1616	1"	25	1"5/16 - 12	34	23,20
R0850.1620	1"	25	1"5/8 - 12	42	33,40

R0085 FEMMINA DKOL - CONO 24°+ O-RING
DKOL FEMALE -24° CONE + O-RING
DKOL INNENGEWINDE - 24° KEGEL + O-RING

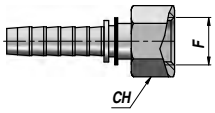

Codice Code Bestell-Nr.	Tubo Hose Schlauch inch	NW	F	CH	kg x 100
R0085.0312	3/16"	5	M12x1,5	14	1,80
R0085.0414	1/4"	6	M14x1,5	17	3,00
R0085.0416	1/4"	6	M16x1,5	19	3,80
R0085.0516	5/16"	8	M16x1,5	19	3,80
R0085.0618	3/8"	10	M18x1,5	22	5,60
R0085.0822	1/2"	13	M22x1,5	27	8,20
R0085.1026	5/8"	16	M26x1,5	32	12,20
R0085.1230	3/4"	20	M30x2	36	17,00
R0085.1636	1"	25	M36x2	41	26,40
R0085.2045	1"1/4	32	M45x2	50	41,80

R0185 CURVA DKOL 90° - CONO 24°+ O-RING
90° DKOL FEMALE - 24° CONE + O-RING
90° DKOL INNENGEWINDE - 24° KEGEL + O-RING

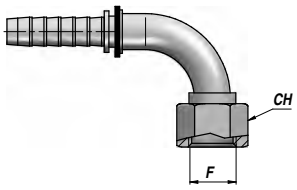

Codice Code Bestell-Nr.	Tubo Hose Schlauch inch	NW	F	CH	kg x 100
R0185.0312	3/16"	5	M12x1,5	14	2,00
R0185.0414	1/4"	6	M14x1,5	17	3,60
R0185.0416	1/4"	6	M16x1,5	19	4,00
R0185.0516	5/16"	8	M16x1,5	19	5,40
R0185.0618	3/8"	10	M18x1,5	22	7,80
R0185.0822	1/2"	13	M22x1,5	27	11,40
R0185.1026	5/8"	16	M26x1,5	32	17,20
R0185.1230	3/4"	20	M30x2	36	23,80
R0185.1636	1"	25	M36x2	41	43,60
R0185.2045	1"1/4	32	M45x2	50	61,00

R0285 CURVA DKOL 45° - CONO 24°+ O-RING
45° DKOL FEMALE - 24° CONE + O-RING
45° DKOL INNENGEWINDE - 24° KEGEL + O-RING

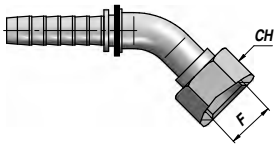

Codice Code Bestell-Nr.	Tubo Hose Schlauch inch	NW	F	CH	kg x 100
R0285.0414	1/4"	6	M14x1,5	17	3,60
R0285.0416	1/4"	6	M16x1,5	19	4,00
R0285.0516	5/16"	8	M16x1,5	19	5,40
R0285.0618	3/8"	10	M18x1,5	22	7,80
R0285.0822	1/2"	13	M22x1,5	27	11,40
R0285.1026	5/8"	16	M26x1,5	32	17,20
R0285.1230	3/4"	20	M30x2	36	23,80
R0285.1636	1"	25	M36x2	41	43,60

R0500 MASCHIO METRICO - SV.24°-SERIE LEGGERA
METRIC MALE - 24° CONE SEAT-LIGHT SERIES
METRISCHES AUSSENGEW. - 24° KEGELSITZ - SERIE:LEICHT

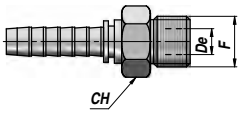

Codice Code Bestell-Nr.	Tubo Hose Schlauch inch	NW	F	De	CH	kg x 100
R0500.0414	1/4"	6	M14x1,5	8	14	2,00
R0500.0416	1/4"	6	M16x1,5	10	17	2,60
R0500.0516	5/16"	8	M16x1,5	10	17	2,60
R0500.0518	5/16"	8	M18x1,5	12	19	3,20
R0500.0616	3/8"	10	M16x1,5	10	17	3,20
R0500.0618	3/8"	10	M18x1,5	12	19	3,40
R0500.0622	3/8"	10	M22x1,5	15	22	4,60
R0500.0822	1/2"	13	M22x1,5	15	22	5,60
R0500.1026	5/8"	16	M26x1,5	18	27	8,20
R0500.1230	3/4"	20	M30x2	22	30	12,00
R0500.1636	1"	25	M36x2	28	36	19,20

FEMMINA DKOS - CONO 24°+ O-RING
DKOS FEMALE - 24° CONE + O-RING
DKOS INNENGEWINDE - 24° KEGEL + O-RING

R0084

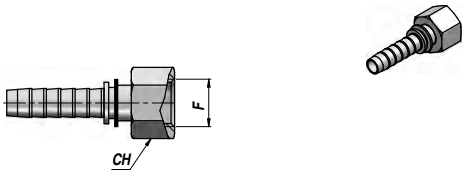

Codice Code Bestell-Nr.	Tubo Hose Schlauch inch	NW	F	CH	kg x 100
R0084.0418	1/4"	6	M18x1,5	22	5,80
R0084.0520	5/16"	8	M20x1,5	24	6,00
R0084.0620	3/8"	10	M20x1,5	24	6,80
R0084.0622	3/8"	10	M22x1,5	27	9,00
R0084.0824	1/2"	13	M24x1,5	30	11,20
R0084.1030	5/8"	16	M30x2	36	19,00
R0084.1236	3/4"	20	M36x2	46	33,60
R0084.1642	1"	25	M42x2	50	44,40
R0084.2052	1.1/4"	32	M52x2	60	62,40

CURVA DKOS 90° - CONO 24°+ O-RING
90° DKOS FEMALE - 24° CONE + O-RING
90° DKOS INNENGEWINDE - 24À KEGEL + O-RING

R0184

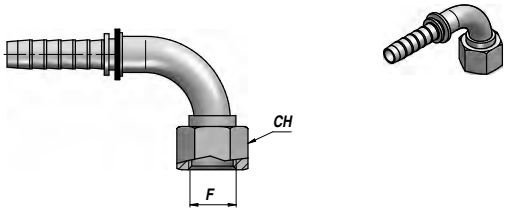

Codice Code Bestell-Nr.	Tubo Hose Schlauch inch	NW	F BSP	CH	kg x 100
R0184.0418	1/4"	6	M18x1,5	22	7,80
R0184.0520	5/16"	8	M20x1,5	24	8,00
R0184.0620	3/8"	10	M20x1,5	24	8,20
R0184.0622	3/8"	10	M22x1,5	27	10,60
R0184.0824	1/2"	13	M24x1,5	30	14,40
R0184.1030	5/8"	16	M30x2	36	23,40
R0184.1236	3/4"	20	M36x2	46	41,20
R0184.1642	1"	25	M42x2	50	57,40
R0184.2052	1.1/4"	32	M52x2	60	82,20

CURVA DKOS 45° - CONO 24°+ O-RING
45° DKOS FEMALE - 24° CONE + O-RING
45° DKOS INNENGEWINDE - 24° KEGEL + O-RING

R0284

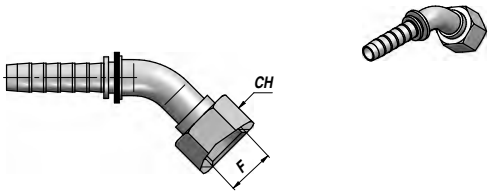

Codice Code Bestell-Nr.	Tubo Hose Schlauch inch	NW	F	CH	kg x 100
R0284.0620	3/8"	10	M20x1,5	24	8,20
R0284.0622	3/8"	10	M22x1,5	27	10,60
R0284.0824	1/2"	13	M24x1,5	30	14,40
R0284.1030	5/8"	16	M30x2	36	23,40
R0284.1236	3/4"	20	M36x2	46	41,20
R0284.1642	1"	25	M42x2	50	57,40

MASCHIO METRICO - SV.24°-SERIE PESANTE
METRIC MALE - 24° CONE SEAT-HEAVY SERIES
METRISCHES AUSSENGEWINDE - 24° KEGELSITZ-SERIE:SCHWER

R0450

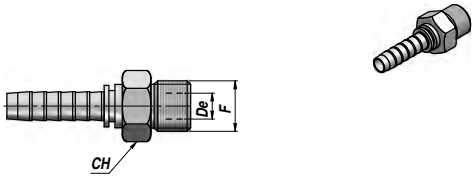

Codice Code Bestell-Nr.	Tubo Hose Schlauch inch	NW	F	De	CH	kg x 100
R0450.0416	1/4"	6	M16x1,5	8	17	3,20
R0450.0418	1/4"	6	M18x1,5	10	19	3,80
R0450.0520	5/16"	8	M20x1,5	12	22	5,20
R0450.0620	3/8"	10	M20x1,5	12	22	5,60
R0450.0622	3/8"	10	M22x1,5	14	22	7,00
R0450.0824	1/2"	13	M24x1,5	16	24	7,80
R0450.1030	5/8"	16	M30x2	20	30	12,20
R0450.1230	3/4"	20	M30x2	20	30	15,60
R0450.1236	3/4"	20	M36x2	25	36	19,60
R0450.1636	1"	25	M36x2	25	36	24,20
R0450.1642	1"	25	M42x2	30	46	34,40

R0550 ESTREMITÀ TUBOLARE METRICA DIRITTA
METRIC STRAIGHT STANDPIPE
METRISCHES GERADES ROHRENDE



Codice Code Bestell-Nr.	Tubo Hose Schlauch inch	NW	ØD	kg x 100
R0550.0306	3/16"	5	6	1,00
R0550.0406	1/4"	6	6	1,00
R0550.0408	1/4"	6	8	1,20
R0550.0410	1/4"	6	10	1,60
R0550.0510	5/16"	8	10	2,00
R0550.0512	5/16"	8	12	2,60
R0550.0610	3/8"	10	10	2,20
R0550.0612	3/8"	10	12	2,60
R0550.0614	3/8"	10	14	3,40
R0550.0814	1/2"	13	14	4,40
R0550.0815	1/2"	13	15	4,60
R0550.0816	1/2"	13	16	5,40
R0550.1018	5/8"	16	18	5,80
R0550.1020	5/8"	16	20	8,00
R0550.1220	3/4"	20	20	9,00
R0550.1222	3/4"	20	22	9,40
R0550.1625	1"	25	25	15,80
R0550.1630	1"	25	30	22,40

R0650 ESTREMITÀ TUBOLARE METRICA 90°
90° METRIC STANDPIPE
90° METRISCHES ROHRENDE

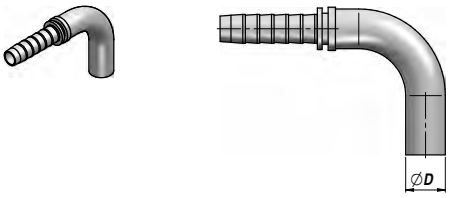

Codice Code Bestell-Nr.	Tubo Hose Schlauch inch	NW	ØD	kg x 100
R0650.0306	3/16"	5	6	1,40
R0650.0406	1/4"	6	6	1,40
R0650.0408	1/4"	6	8	2,40
R0650.0410	1/4"	6	10	3,40
R0650.0510	5/16"	8	10	3,20
R0650.0512	5/16"	8	12	4,00
R0650.0610	3/8"	10	10	3,20
R0650.0612	3/8"	10	12	4,20
R0650.0614	3/8"	10	14	6,40
R0650.0814	1/2"	13	14	7,20
R0650.0815	1/2"	13	15	6,60
R0650.0816	1/2"	13	16	10,20
R0650.1018	5/8"	16	18	8,80
R0650.1020	5/8"	16	20	14,60
R0650.1220	3/4"	20	20	15,80
R0650.1222	3/4"	20	22	15,40
R0650.1625	1"	25	25	25,20
R0650.1630	1"	25	30	34,40

R0750 ESTREMITÀ TUBOLARE METRICA 45°
45° METRIC STANDPIPE
45° METRISCHES ROHRENDE

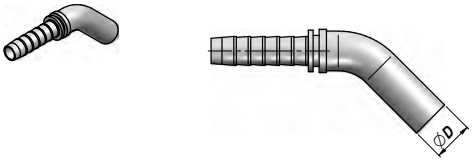

Codice Code Bestell-Nr.	Tubo Hose Schlauch inch	NW	ØD	kg x 100
R0750.0408	1/4"	6	8	1,80
R0750.0410	1/4"	6	10	2,60
R0750.0510	5/16"	8	10	3,50
R0750.0512	5/16"	8	12	4,00
R0750.0610	3/8"	10	10	3,20
R0750.0612	3/8"	10	12	5,00
R0750.0815	1/2"	13	15	7,00
R0750.0816	1/2"	13	16	7,20
R0750.0818	1/2"	13	18	7,80
R0750.1220	3/4"	20	20	12,30
R0750.1222	3/4"	20	22	16,40
R0750.1225	3/4"	20	25	17,50
R0750.1628	1"	25	28	22,80
R0750.1630	1"	25	30	29,50

CONTARINI®

FEMMINA "ORFS" (SAE J1453) RS050
"ORFS" FEMALE (SAE J1453)
"ORFS" INNENGEWINDE (SAE J1453)

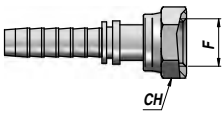

Codice Code Bestell-Nr.	Tubo Hose Schlauch inch	NW	F UNF-UN-UNS	CH	kg x 100
RS050.0406	1/4"	6	9/16" - 18	19	3,50
RS050.0609	3/8"	10	11/16" - 16	22	5,50
RS050.0811	1/2"	13	13/16" - 16	24	7,50
RS050.1013	5/8"	16	1" - 14	30	13,00
RS050.1214	3/4"	20	1"3/16 - 12	36	24,50
RS050.1615	1"	25	1"7/16 - 12	41	31,50

FEMMINA "ORFS" (SAE J1453) RS05T
"ORFS" FEMALE (SAE J1453)
"ORFS" INNENGEWINDE (SAE J1453)

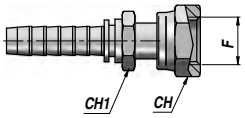

Codice Code Bestell-Nr.	Tubo Hose Schlauch inch	NW	F UNF-UN-UNS	CH	CH1	kg x 100
RS05T.0406	1/4"	6	9/16" - 18	19	14	3,50
RS05T.0609	3/8"	10	11/16" - 16	22	17	5,50
RS05T.0811	1/2"	13	13/16" - 16	24	19	7,50
RS05T.1013	5/8"	16	1" - 14	30	24	13,00
RS05T.1214	3/4"	20	1"3/16 - 12	36	30	24,50
RS05T.1615	1"	25	1"7/16 - 12	41	36	31,50

CURVA "ORFS" 90° (SAE J1453) RS150
90° "ORFS" FEMALE (SAE J1453)
90° "ORFS" INNENGEWINDE (SAE J1453)

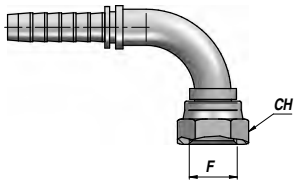

Codice Code Bestell-Nr.	Tubo Hose Schlauch inch	NW	F UNF-UN-UNS	CH	kg x 100
RS150.0406	1/4"	6	9/16" - 18	17	4,50
RS150.0609	3/8"	10	11/16" - 16	22	7,00
RS150.0811	1/2"	13	13/16" - 16	24	10,50
RS150.1013	5/8"	16	1" - 14	30	17,50
RS150.1214	3/4"	20	1"3/16 - 12	36	25,50
RS150.1615	1"	25	1"7/16 - 12	41	39,50

CURVA "ORFS" 45° (SAE J1453) RS250
45° "ORFS" FEMALE (SAE J1453)
45° "ORFS" INNENGEWINDE (SAE J1453)

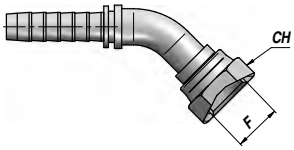

Codice Code Bestell-Nr.	Tubo Hose Schlauch inch	NW	F UNF-UN-UNS	CH	kg x 100
RS250.0406	1/4"	6	9/16" - 18	17	4,50
RS250.0609	3/8"	10	11/16" - 16	22	7,00
RS250.0811	1/2"	13	13/16" - 16	24	10,50
RS250.1013	5/8"	16	1" - 14	30	17,50
RS250.1214	3/4"	20	1"3/16 - 12	36	26,00
RS250.1615	1"	25	1"7/16 - 12	41	39,50

MASCHIO "ORFS" (SAE J1453) RS350
"ORFS" MALE (SAE J1453)
"ORFS" AUSSENGEWINDE (SAE J1453)

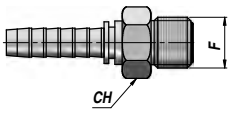

Codice Code Bestell-Nr.	Tubo Hose Schlauch inch	NW	F UNF-UN-UNS	CH	kg x 100
RS350.0406	1/4"	6	9/16" - 18	17	3,20
RS350.0609	3/8"	10	11/16" - 16	19	5,20
RS350.0811	1/2"	13	13/16" - 16	22	9,40
RS350.1013	5/8"	16	1" - 14	27	13,60
RS350.1214	3/4"	20	1"3/16 - 12	32	14,60
RS350.1615	1"	25	1"7/16 - 12	38	26,60

R1250

FLANGIA DIRITTA SAE 3000 PSI
STRAIGHT FLANGE SAE 3000 PSI
GERADER FLANSCHANSCHLUSS SAE 3000 PSI

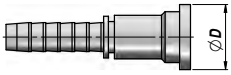

Codice Code Bestell-Nr.	Tubo Hose Schlauch inch	NW	Ø Flangia Ø Flange Ø Flansch inch	ØD	kg x 100
R1250.0808	1/2"	13	1/2"	30,2	8,50
R1250.0812	1/2"	13	3/4"	38,1	13,00
R1250.1212	3/4"	20	3/4"	38,1	15,50
R1250.1216	3/4"	20	1"	44,5	20,00
R1250.1616	1"	25	1"	44,5	27,00
R1250.1620	1"	25	1"1/4	50,8	32,00
R1250.2020	1"1/4	32	1"1/4	50,8	50,00
R1250.2024	1"1/4	32	1"1/2	60,3	53,50
R1250.2424	1"1/2	40	1"1/2	60,3	58,50

R1050

FLANGIA 90° SAE 3000 PSI
90° FLANGE SAE 3000 PSI
90° FLANSCHANSCHLUSS SAE 3000 PSI

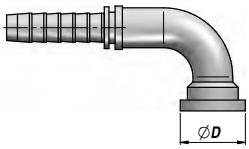

Codice Code Bestell-Nr.	Tubo Hose Schlauch inch	NW	Ø Flangia Ø Flange Ø Flansch inch	ØD	kg x 100
R1050.0808	1/2"	13	1/2"	30,2	9,50
R1050.0812	1/2"	13	3/4"	38,1	15,00
R1050.1212	3/4"	20	3/4"	38,1	18,50
R1050.1216	3/4"	20	1"	44,5	28,50
R1050.1616	1"	25	1"	44,5	33,50
R1050.1620	1"	25	1"1/4	50,8	43,00
R1050.2020	1"1/4	32	1"1/4	50,8	48,50
R1050.2024	1"1/4	32	1"1/2	60,3	62,00
R1050.2424	1"1/2	40	1"1/2	60,3	73,00

R1150

FLANGIA 45° SAE 3000 PSI
45° FLANGE SAE 3000 PSI
45° FLANSCHANSCHLUSS SAE 3000 PSI

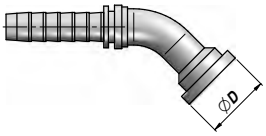

Codice Code Bestell-Nr.	Tubo Hose Schlauch inch	NW	Ø Flangia Ø Flange Ø Flansch inch	ØD	kg x 100
R1150.0808	1/2"	13	1/2"	30,2	9,00
R1150.0812	1/2"	13	3/4"	38,1	14,00
R1150.1212	3/4"	20	3/4"	38,1	16,50
R1150.1216	3/4"	20	1"	44,5	25,50
R1150.1616	1"	25	1"	44,5	31,00
R1150.1620	1"	25	1"1/4	50,8	36,50
R1150.2020	1"1/4	32	1"1/4	50,8	43,00

R5003

SEMIFLANGE SAE 3000 PSI
SPLIT FLANGE SAE 3000
HALB-FLANSCHANSCHLUSS SAE 300 PSI

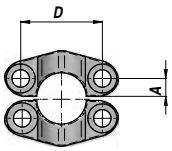

Codice Code Bestell-Nr.	Per Flangia For Flange Für Flansch inch	D	A	kg x 100
R5003.0800	1/2"	38,1	8,7	13,00
R5003.1200	3/4"	47,6	11,1	16,00
R5003.1600	1"	52,4	13,1	21,00
R5003.2000	1"1/4	58,7	15,1	30,00
R5003.2400	1"1/2	69,8	17,8	40,00
R5003.3200	2"	77,8	21,4	56,00

FLANGIA DIRITTA SAE 6000 PSI
STRAIGHT FLANGE SAE 6000 PSI
GERADER FLANSCHANSCHLUSS SAE 6000 PSI

R1300

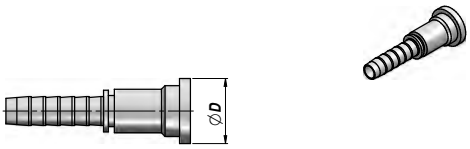

Codice Code Bestell-Nr.	Tubo Hose Schlauch inch	NW	Ø Flangia Ø Flange Ø Flansch inch	ØD	kg x 100
R1300.0808	1/2"	13	1/2"	31,7	9,00
R1300.0812	1/2"	13	3/4"	41,3	16,00
R1300.1212	3/4"	20	3/4"	41,3	19,50
R1300.1216	3/4"	20	1"	47,6	28,00
R1300.1616	1"	25	1"	47,6	33,00
R1300.1620	1"	25	1"1/4	54	38,00
R1300.2020	1"1/4	32	1"1/4	54	54,00

FLANGIA 90°SAE 6000 PSI
90° FLANGE SAE 6000 PSI
90° FLANSCHANSCHLUSS SAE 6000 PSI

R1100

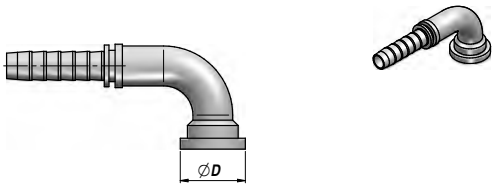

Codice Code Bestell-Nr.	Tubo Hose Schlauch inch	NW	Ø Flangia Ø Flange Ø Flansch inch	ØD	kg x 100
R1100.0808	1/2"	13	1/2"	31,7	10,00
R1100.0812	1/2"	13	3/4"	41,3	15,00
R1100.1212	3/4"	20	3/4"	41,3	22,50
R1100.1216	3/4"	20	1"	47,6	34,00
R1100.1616	1"	25	1"	47,6	38,50
R1100.1620	1"	25	1"1/4	54	53,00
R1100.2020	1"1/4	32	1"1/4	54	60,00

FLANGIA 45° SAE 6000 PSI
45° FLANGE SAE 6000 PSI
45° FLANSCHANSCHLUSS SAE 6000 PSI

R1200

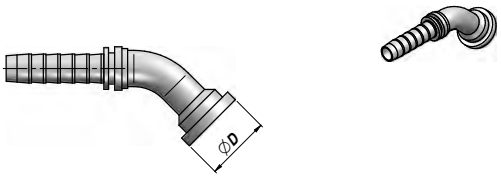

Codice Code Bestell-Nr.	Tubo Hose Schlauch inch	NW	Ø Flangia Ø Flange Ø Flansch inch	ØD	kg x 100
R1200.0808	1/2"	13	1/2"	31,7	10,00
R1200.0812	1/2"	13	3/4"	41,3	17,50
R1200.1212	3/4"	20	3/4"	41,3	20,50
R1200.1216	3/4"	20	1"	47,6	30,50
R1200.1616	1"	25	1"	47,6	38,50
R1200.1620	1"	25	1"1/4	54	45,50
R1200.2020	1"1/4	32	1"1/4	54	54,50

SEMIFLANGE SAE 6000 PSI
SPLIT FLANGE SAE 6000
HALB-FLANSCHANSCHLUSS SAE 6000 PSI

R5006

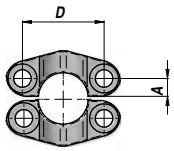

Codice Code Bestell-Nr.	Per Flangia For Flange Für Flansch inch	D	A	kg x 100
R5006.0800	1/2"	40,5	9,2	17,50
R5006.1200	3/4"	50,8	11,9	30,50
R5006.1600	1"	57,1	13,9	50,50
R5006.2000	1"1/4	66,7	15,8	79,50
R5006.2400	1"1/2	79,4	18,2	135,00
R5006.3200	2"	96,8	22,2	216,50

TN 81

DADO DI SERRAGGIO
NUT
ÜBERWURFMUTTER

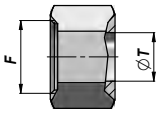

Codice Code Bestell-Nr.	Tipo Type Typ	ØT	F	kg x 100
RD08106L00	TN 81 6 L	6	M12x1,5	0,90
RD08108L00	TN 81 8 L	8	M14x1,5	1,20
RD08110L00	TN 81 10 L	10	M16x1,5	2,10
RD08112L00	TN 81 12 L	12	M18x1,5	2,40
RD08115L00	TN 81 15 L	15	M22x1,5	3,90
RD08118L00	TN 81 18 L	18	M26x1,5	5,90
RD08122L00	TN 81 22 L	22	M30x2	7,90
RD08128L00	TN 81 28 L	28	M36x2	8,40
RD08106S00	TN 81 6 S	6	M14x1,5	1,40
RD08108S00	TN 81 8 S	8	M16x1,5	1,60
RD08110S00	TN 81 10 S	10	M18x1,5	3,10
RD08112S00	TN 81 12 S	12	M20x1,5	3,60
RD08114S00	TN 81 14 S	14	M22x1,5	5,10
RD08116S00	TN 81 16 S	16	M24x1,5	6,10
RD08120S00	TN 81 20 S	20	M30x2	9,40
RD08125S00	TN 81 25 S	25	M36x2	19,50

TN 88

ANELLO DI SERRAGGIO
CUTTING RING
SCHNEIDRING

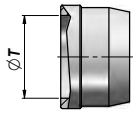

Codice Code Bestell-Nr.	Tipo Type Typ	ØT	kg x 100
RD08806L00	TN 88 6 LS	6	0,13
RD08808L00	TN 88 8 LS	8	0,19
RD08810L00	TN 88 10 LS	10	0,24
RD08812L00	TN 88 12 LS	12	0,31
RD08815L00	TN 88 15 L	15	0,41
RD08818L00	TN 88 18 L	18	0,46
RD08822L00	TN 88 22 L	22	0,60
RD08828L00	TN 88 28 L	28	0,75
RD08814S00	TN 88 14 S	14	0,36
RD08816S00	TN 88 16 S	16	0,41
RD08820S00	TN 88 20 S	20	0,85
RD08825S00	TN 88 25 S	25	1,06

TN 92

RACCORDO DI ESTREMITÀ DRITTO
STRAIGHT MALE STUD COUPLING
GERADE EINSCHRAUBVERSCHRAUBUNG

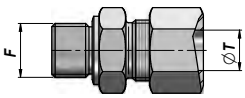

Codice Code Bestell-Nr.	Tipo Type Typ	ØT	F BSP	kg x 100
RD09206LR0	TN 92 6 LR	6	1/8"	2,50
RD09208LR0	TN 92 8 LR	8	1/4"	4,50
RD09210LR0	TN 92 10 LR	10	1/4"	4,70
RD09212LR0	TN 92 12 LR	12	3/8"	6,50
RD09215LR0	TN 92 15 LR	15	1/2"	11,50
RD09218LR0	TN 92 18 LR	18	1/2"	13,00
RD09222LR0	TN 92 22 LR	22	3/4"	18,00
RD09228LR0	TN 92 28 LR	28	1"	25,00
RD09206SR0	TN 92 6 SR	6	1/4"	5,20
RD09208SR0	TN 92 8 SR	8	1/4"	6,00
RD09210SR0	TN 92 10 SR	10	3/8"	9,00
RD09212SR0	TN 92 12 SR	12	3/8"	10,20
RD09214SR0	TN 92 14 SR	14	1/2"	15,20
RD09216SR0	TN 92 16 SR	16	1/2"	16,00
RD09220SR0	TN 92 20 SR	20	3/4"	27,00
RD09225SR0	TN 92 25 SR	25	1"	49,00

TN 93

RACCORDO DI ESTREMITÀ DRITTO
STRAIGHT MALE STUD COUPLING
GERADE EINSCHRAUBVERSCHRAUBUNG

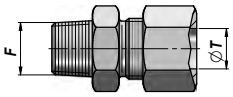

Codice Code Bestell-Nr.	Tipo Type Typ	ØT	F BSPT	kg x 100
RD09306LR0	TN 93 6 LR	6	1/8"	2,40
RD09308LR0	TN 93 8 LR	8	1/4"	4,20
RD09310LR0	TN 93 10 LR	10	1/4"	4,70
RD09312LR0	TN 93 12 LR	12	3/8"	6,50
RD09315LR0	TN 93 15 LR	15	1/2"	10,80
RD09318LR0	TN 93 18 LR	18	1/2"	14,30
RD09322LR0	TN 93 22 LR	22	3/4"	19,50
RD09328LR0	TN 93 28 LR	28	1"	30,00
RD09306SR0	TN 93 6 SR	6	1/4"	5,40
RD09308SR0	TN 93 8 SR	8	1/4"	6,00
RD09310SR0	TN 93 10 SR	10	3/8"	8,00
RD09312SR0	TN 93 12 SR	12	3/8"	9,90
RD09314SR0	TN 93 14 SR	14	1/2"	14,40
RD09316SR0	TN 93 16 SR	16	1/2"	16,50
RD09320SR0	TN 93 20 SR	20	3/4"	26,00
RD09325SR0	TN 93 25 SR	25	1"	49,50

RACCORDO DI ESTREMITÀ A GOMITO
MALE STUD ELBOW
WINKEL-EINSCHRAUBVERSCHRAUBUNG

TN 94

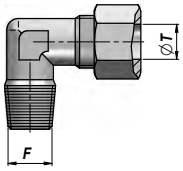

Codice Code Bestell-Nr.	Tipo Type Typ	ØT	F BSPT	kg x 100
RD09406LR0	TN 94 6 LR	6	1/8"	3,50
RD09408LR0	TN 94 8 LR	8	1/4"	5,00
RD09410LR0	TN 94 10 LR	10	1/4"	6,00
RD09412LR0	TN 94 12 LR	12	3/8"	8,50
RD09415LR0	TN 94 15 LR	15	1/2"	14,50
RD09418LR0	TN 94 18 LR	18	1/2"	17,00
RD09422LR0	TN 94 22 LR	22	3/4"	23,50
RD09428LR0	TN 94 28 LR	28	1"	37,50
RD09406SR0	TN 94 6 SR	6	1/4"	5,50
RD09408SR0	TN 94 8 SR	8	1/4"	7,20
RD09410SR0	TN 94 10 SR	10	3/8"	10,30
RD09412SR0	TN 94 12 SR	12	3/8"	11,00
RD09414SR0	TN 94 14 SR	14	1/2"	16,00
RD09416SR0	TN 94 16 SR	16	1/2"	19,50
RD09420SR0	TN 94 20 SR	20	3/4"	30,30
RD09425SR0	TN 94 25 SR	25	1"	57,00

RACCORDO DI ESTREMITÀ A "TEE"
MALE STUD BRANCH TEES
T-EINSCHRAUBVERSCHRAUBUNG

TN 96

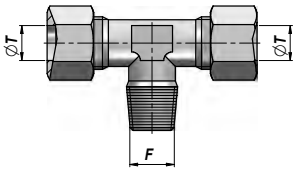

Codice Code Bestell-Nr.	Tipo Type Typ	ØT	F BSPT	kg x 100
RD09606LR0	TN 96 6 LR	6	1/8"	5,50
RD09608LR0	TN 96 8 LR	8	1/4"	7,50
RD09610LR0	TN 96 10 LR	10	1/4"	10,60
RD09612LR0	TN 96 12 LR	12	3/8"	13,00
RD09615LR0	TN 96 15 LR	15	1/2"	22,00
RD09618LR0	TN 96 18 LR	18	1/2"	32,00
RD09622LR0	TN 96 22 LR	22	3/4"	40,00
RD09628LR0	TN 96 28 LR	28	1"	56,00
RD09606SR0	TN 96 6 SR	6	1/4"	9,50
RD09608SR0	TN 96 8 SR	8	1/4"	12,10
RD09610SR0	TN 96 10 SR	10	3/8"	16,00
RD09612SR0	TN 96 12 SR	12	3/8"	20,30
RD09614SR0	TN 96 14 SR	14	1/2"	25,10
RD09616SR0	TN 96 16 SR	16	1/2"	32,40
RD09620SR0	TN 96 20 SR	20	3/4"	48,00
RD09625SR0	TN 96 25 SR	25	1"	92,00

RACCORDO DI ESTREMITÀ A "L"
MALE STUD BARREL TEES
L-EINSCHRAUBVERSCHRAUBUNG

TN 127

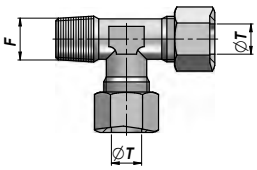

Codice Code Bestell-Nr.	Tipo Type Typ	ØT	F BSPT	kg x 100
RD12706LR0	TN 127 6 LR	6	1/8"	5,50
RD12708LR0	TN 127 8 LR	8	1/4"	7,50
RD12710LR0	TN 127 10 LR	10	1/4"	11,00
RD12712LR0	TN 127 12 LR	12	3/8"	13,00
RD12715LR0	TN 127 15 LR	15	1/2"	22,00
RD12718LR0	TN 127 18 LR	18	1/2"	32,00
RD12706SR0	TN 127 6 SR	6	1/4"	10,00
RD12708SR0	TN 127 8 SR	8	1/4"	12,00
RD12710SR0	TN 127 10 SR	10	3/8"	16,00
RD12712SR0	TN 127 12 SR	12	3/8"	20,00
RD12714SR0	TN 127 14 SR	14	1/2"	25,00
RD12716SR0	TN 127 16 SR	16	1/2"	32,00

RACCORDO INTERMEDIO DRITTO
STRAIGHT COUPLING
GERADE VERSCHRAUBUNG

TN 98

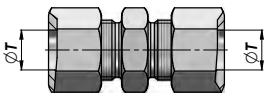

Codice Code Bestell-Nr.	Tipo Type Typ	ØT	kg x 100
RD09806L00	TN 98 6 L	6	3,60
RD09808L00	TN 98 8 L	8	5,00
RD09810L00	TN 98 10 L	10	7,00
RD09812L00	TN 98 12 L	12	8,70
RD09815L00	TN 98 15 L	15	14,00
RD09818L00	TN 98 18 L	18	20,00
RD09822L00	TN 98 22 L	22	26,50
RD09828L00	TN 98 28 L	28	32,00
RD09806S00	TN 98 6 S	6	4,10
RD09808S00	TN 98 8 S	8	6,10
RD09810S00	TN 98 10 S	10	8,00
RD09812S00	TN 98 12 S	12	11,50
RD09814S00	TN 98 14 S	14	18,00
RD09816S00	TN 98 16 S	16	23,00
RD09820S00	TN 98 20 S	20	35,00
RD09825S00	TN 98 25 S	25	68,00

TN 99 — RACCORDO INTERMEDIO A GOMITO
EQUAL ELBOW
WINKEL-VERSCHRAUBUNG

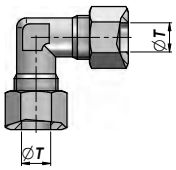

Codice Code Bestell-Nr.	Tipo Type Typ	ØT	kg x 100
RD09906L00	TN 99 6 L	6	4,20
RD09908L00	TN 99 8 L	8	5,80
RD09910L00	TN 99 10 L	10	7,70
RD09912L00	TN 99 12 L	12	9,80
RD09915L00	TN 99 15 L	15	16,00
RD09918L00	TN 99 18 L	18	24,00
RD09922L00	TN 99 22 L	22	32,00
RD09928L00	TN 99 28 L	28	42,40
RD09906S00	TN 99 6 S	6	7,10
RD09908S00	TN 99 8 S	8	8,10
RD09910S00	TN 99 10 S	10	12,90
RD09912S00	TN 99 12 S	12	15,00
RD09914S00	TN 99 14 S	14	21,00
RD09916S00	TN 99 16 S	16	26,00
RD09920S00	TN 99 20 S	20	42,00
RD09925S00	TN 99 25 S	25	78,00

TN 100 — RACCORDO INTERMEDIO A "TEE"
EQUAL TEES
T-VERSCHRAUBUNG

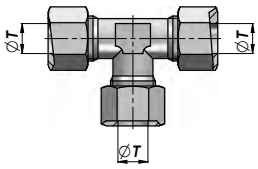

Codice Code Bestell-Nr.	Tipo Type Typ	ØT	kg x 100
RD10006L00	TN 100 6 L	6	6,30
RD10008L00	TN 100 8 L	8	8,50
RD10010L00	TN 100 10 L	10	11,50
RD10012L00	TN 100 12 L	12	15,00
RD10015L00	TN 100 15 L	15	24,50
RD10018L00	TN 100 18 L	18	35,80
RD10022L00	TN 100 22 L	22	47,90
RD10028L00	TN 100 28 L	28	74,50
RD10006S00	TN 100 6 S	6	11,00
RD10008S00	TN 100 8 S	8	14,20
RD10010S00	TN 100 10 S	10	19,10
RD10012S00	TN 100 12 S	12	24,30
RD10014S00	TN 100 14 S	14	30,20
RD10016S00	TN 100 16 S	16	39,80
RD10020S00	TN 100 20 S	20	60,00
RD10025S00	TN 100 25 S	25	112,00

TN 101 — RACCORDO INTERMEDIO A CROCE
EQUAL CROSS
KREUZ-VERSCHRAUBUNG

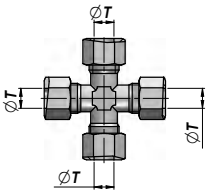

Codice Code Bestell-Nr.	Tipo Type Typ	ØT	kg x 100
RD10106L00	TN 101 6 L	6	7,80
RD10108L00	TN 101 8 L	8	11,00
RD10110L00	TN 101 10 L	10	15,70
RD10112L00	TN 101 12 L	12	19,50
RD10115L00	TN 101 15 L	15	31,50
RD10118L00	TN 101 18 L	18	48,70
RD10122L00	TN 101 22 L	22	73,00
RD10128L00	TN 101 28 L	28	101,50
RD10106S00	TN 101 6 S	6	13,00
RD10108S00	TN 101 8 S	8	17,00
RD10110S00	TN 101 10 S	10	24,20
RD10112S00	TN 101 12 S	12	30,10
RD10114S00	TN 101 14 S	14	39,00
RD10116S00	TN 101 16 S	16	49,00
RD10120S00	TN 101 20 S	20	76,00
RD10125S00	TN 101 25 S	25	138,00

TN 102 — RACCORDO PASSAPARETE DRITTO
STRAIGHT BULKHEAD COUPLING
GERADE SCHOTTVERSCHRAUBUNG

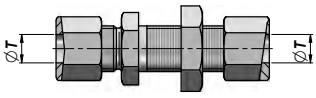

Codice Code Bestell-Nr.	Tipo Type Typ	ØT	kg x 100
RD10206L00	TN 102 6 L	6	7,00
RD10208L00	TN 102 8 L	8	8,50
RD10210L00	TN 102 10 L	10	12,70
RD10212L00	TN 102 12 L	12	15,00
RD10215L00	TN 102 15 L	15	23,00
RD10218L00	TN 102 18 L	18	33,00
RD10222L00	TN 102 22 L	22	41,00
RD10228L00	TN 102 28 L	28	53,00
RD10206S00	TN 102 6 S	6	10,00
RD10208S00	TN 102 8 S	8	13,00
RD10210S00	TN 102 10 S	10	19,00
RD10212S00	TN 102 12 S	12	22,00
RD10214S00	TN 102 14 S	14	27,00
RD10216S00	TN 102 16 S	16	32,00
RD10220S00	TN 102 20 S	20	55,00
RD10225S00	TN 102 25 S	25	91,00

CONTARINI®

RACCORDO PASSAPARETE A GOMITO
ELBOW BULKHEAD COUPLING
WINKEL-SCHOTTVERSCHRAUBUNG

TN 118

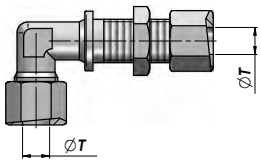

Codice Code Bestell-Nr.	Tipo Type Typ	ØT	kg x 100
RD11806L00	TN 118 6 L	6	7,00
RD11808L00	TN 118 8 L	8	10,00
RD11810L00	TN 118 10 L	10	13,00
RD11812L00	TN 118 12 L	12	19,00
RD11815L00	TN 118 15 L	15	28,00
RD11818L00	TN 118 18 L	18	38,00
RD11822L00	TN 118 22 L	22	49,00
RD11828L00	TN 118 28 L	28	70,00
RD11806S00	TN 118 6 S	6	10,00
RD11808S00	TN 118 8 S	8	13,00
RD11810S00	TN 118 10 S	10	20,00
RD11812S00	TN 118 12 S	12	24,00
RD11814S00	TN 118 14 S	14	30,00
RD11816S00	TN 118 16 S	16	37,00
RD11820S00	TN 118 20 S	20	60,00
RD11825S00	TN 118 25 S	25	108,00

RACCORDO ORIENTABILE A GOMITO
ADJUSTABLE STUD ELBOW
EINSTELLBARER WINKEL-ANSCHLUSS-STUTZEN

TN 119

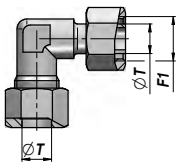

Codice Code Bestell-Nr.	Tipo Type Typ	ØT	F1	kg x 100
RD11906L00	TN119 6 L	6	M12x1,5	4,00
RD11908L00	TN119 8 L	8	M14x1,5	4,60
RD11910L00	TN119 10 L	10	M16x1,5	6,50
RD11912L00	TN119 12 L	12	M18x1,5	9,00
RD11915L00	TN119 15 L	15	M22x1,5	14,90
RD11918L00	TN119 18 L	18	M26x1,5	21,50
RD11922L00	TN119 22 L	22	M30x2	28,50
RD11928L00	TN119 28 L	28	M36x2	41,00
RD11906S00	TN119 6 S	6	M14x1,5	5,10
RD11908S00	TN119 8 S	8	M16x1,5	7,40
RD11910S00	TN119 10 S	10	M18x1,5	10,00
RD11912S00	TN119 12 S	12	M20x1,5	13,30
RD11914S00	TN119 14 S	14	M22x1,5	16,50
RD11916S00	TN119 16 S	16	M24x1,5	23,50
RD11920S00	TN119 20 S	20	M30x2	34,00
RD11925S00	TN119 25 S	25	M36x2	68,00

RACCORDO ORIENTABILE A "TEE"
ADJUSTABLE STUD BRANCH TEES
EINSTELLBARER T-ANSCHLUSS-STUTZEN

TN 120

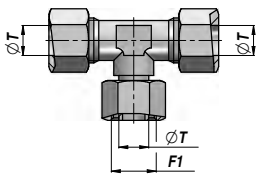

Codice Code Bestell-Nr.	Tipo Type Typ	ØT	F1	kg x 100
RD12006L00	TN120 6 L	6	M12x1,5	5,60
RD12008L00	TN120 8 L	8	M14x1,5	6,60
RD12010L00	TN120 10 L	10	M16x1,5	9,00
RD12012L00	TN120 12 L	12	M18x1,5	13,00
RD12015L00	TN120 15 L	15	M22x1,5	20,90
RD12018L00	TN120 18 L	18	M26x1,5	32,00
RD12022L00	TN120 22 L	22	M30x2	42,00
RD12028L00	TN120 28 L	28	M36X2	60,00
RD12006S00	TN120 6 S	6	M14x1,5	8,60
RD12008S00	TN120 8 S	8	M16x1,5	11,90
RD12010S00	TN120 10 S	10	M18x1,5	14,00
RD12012S00	TN120 12 S	12	M20x1,5	19,80
RD12014S00	TN120 14 S	14	M22x1,5	27,00
RD12016S00	TN120 16 S	16	M24x1,5	36,50
RD12020S00	TN120 20 S	20	M30x2	54,00
RD12025S00	TN120 25 S	25	M36x2	102,00

RACCORDO ORIENTABILE A "L"
ADJUSTABLE STUD BARREL TEES
EINSTELLBARER L-ANSCHLUSS-STUTZEN

TN 121

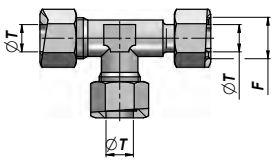

Codice Code Bestell-Nr.	Tipo Type Typ	ØT	F1	kg x 100
RD12106L00	TN121 6 L	6	M12x1,5	5,50
RD12108L00	TN121 8 L	8	M14x1,5	7,10
RD12110L00	TN121 10 L	10	M16x1,5	9,50
RD12112L00	TN121 12 L	12	M18x1,5	12,50
RD12115L00	TN121 15 L	15	M22x1,5	19,90
RD12118L00	TN121 18 L	18	M26x1,5	30,00
RD12122L00	TN121 22 L	22	M30x2	40,00
RD12128L00	TN121 28 L	28	M36x2	54,50
RD12106S00	TN121 6 S	6	M14x1,5	7,60
RD12108S00	TN121 8 S	8	M16x1,5	10,90
RD12110S00	TN121 10 S	10	M18x1,5	16,00
RD12112S00	TN121 12 S	12	M20x1,5	19,30
RD12114S00	TN121 14 S	14	M22x1,5	25,00
RD12116S00	TN121 16 S	16	M24x1,5	34,50
RD12120S00	TN121 20 S	20	M30x2	50,50
RD12125S00	TN121 25 S	25	M36x2	97,00

TN 131

RACCORDO ORIENTABILE
BANJO COUPLING
EINSTELLBARER VERSCHRAUBUNG

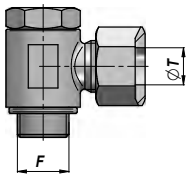

Codice Code Bestell-Nr.	Tipo Type Typ	ØT	F BSP	kg x 100
RD13106LR0	TN131 6 LR	6	1/8"	4,20
RD13108LR0	TN131 8 LR	8	1/4"	7,80
RD13110LR0	TN131 10 LR	10	1/4"	8,50
RD13112LR0	TN131 12 LR	12	3/8"	14,50
RD13115LR0	TN131 15 LR	15	1/2"	19,50
RD13118LR0	TN131 18 LR	18	1/2"	21,00
RD13122LR0	TN131 22 LR	22	3/4"	39,00
RD13106SR0	TN131 6 SR	6	1/4"	8,00
RD13108SR0	TN131 8 SR	8	1/4"	9,70
RD13110SR0	TN131 10 SR	10	3/8"	12,50
RD13112SR0	TN131 12 SR	12	3/8"	14,50
RD13114SR0	TN131 14 SR	14	1/2"	21,60
RD13116SR0	TN131 16 SR	16	1/2"	28,00
RD13120SR0	TN131 20 SR	20	3/4"	43,00

TN 126AGG

RACCORDO DRITTO+GUARNIZIONE
STUD/STANDPIPE ADAPTER+SEAL
GERADER AUFSTECKSTUTZEN+DICHTUNG

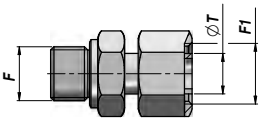

Codice Code Bestell-Nr.	Tipo Type Typ	ØT	F BSP	F1	kg x 100
RD126A06LR	TN126A GG 6LR	6	1/8"	M12x1,5	2,50
RD126A08LR	TN126A GG 8LR	8	1/4"	M14x1,5	4,30
RD126A10LR	TN126A GG 10LR	10	1/4"	M16x1,5	4,80
RD126A12LR	TN126A GG 12LR	12	3/8"	M18x1,5	6,40
RD126A15LR	TN126A GG 15LR	15	1/2"	M22x1,5	11,50
RD126A18LR	TN126A GG 18LR	18	1/2"	M26x1,5	13,80
RD126A22LR	TN126A GG 22LR	22	3/4"	M30x2	17,50
RD126A28LR	TN126A GG 28LR	28	1"	M36x2	24,80
RD126A06SR	TN126A GG 6SR	6	1/4"	M14x1,5	5,00
RD126A08SR	TN126A GG 8SR	8	1/4"	M16x1,5	5,50
RD126A10SR	TN126A GG 10SR	10	3/8"	M18x1,5	8,20
RD126A12SR	TN126A GG 12SR	12	3/8"	M20x1,5	9,50
RD126A14SR	TN126A GG 14SR	14	1/2"	M22x1,5	14,50
RD126A16SR	TN126A GG 16SR	16	1/2"	M24x1,5	15,80
RD126A20SR	TN126A GG 20SR	20	3/4"	M30x2	25,30
RD126A25SR	TN126A GG 25SR	25	1"	M36x2	46,50

TN 426

RACCORDO DRITTO+GUARNIZIONE+O-RING
STUD/STANDPIPE ADAPTER+SEAL+O-RING
GERADER AUFSTECKSTUTZEN+DICHTUNG+O-RING

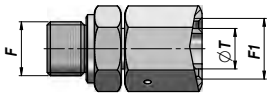

Codice Code Bestell-Nr.	Tipo Type Typ	ØT	F BSP	F1	kg x 100
RD42606LR0	TN426 6 LR	6	1/8"	M12x1,5	2,50
RD42608LR0	TN426 8 LR	8	1/4"	M14x1,5	4,30
RD42610LR0	TN426 10 LR	10	1/4"	M16x1,5	4,80
RD42612LR0	TN426 12 LR	12	3/8"	M18x1,5	6,90
RD42615LR0	TN426 15 LR	15	1/2"	M22x1,5	12,00
RD42618LR0	TN426 18 LR	18	1/2"	M26x1,5	13,50
RD42622LR0	TN426 22 LR	22	3/4"	M30x2	19,50
RD42606SR0	TN426 6 SR	6	1/4"	M14x1,5	4,50
RD42608SR0	TN426 8 SR	8	1/4"	M16x1,5	5,00
RD42610SR0	TN426 10 SR	10	3/8"	M18x1,5	7,50
RD42612SR0	TN426 12 SR	12	3/8"	M20x1,5	8,20
RD42614SR0	TN426 14 SR	14	1/2"	M22x1,5	12,50
RD42616SR0	TN426 16 SR	16	1/2"	M24x1,5	14,50
RD42620SR0	TN426 20 SR	20	3/4"	M30x2	22,00

TN 185GG

TAPPO CON ESAGONO INCASSATO
INNER HEXAGON PLUG
VERSCHLUSS-STOPFEN MIT INNENSECHSKANT

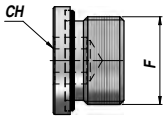

Codice Code Bestell-Nr.	Tipo Type Typ	F	CH	kg x 100
RD185GGR03	TN185 GG 1/8"	1/8" BSP	5	0,70
RD185GGR04	TN185 GG 1/4"	1/4" BSP	6	1,80
RD185GGR06	TN185 GG 3/8"	3/8" BSP	8	2,70
RD185GGR08	TN185 GG 1/2"	1/2" BSP	10	4,50
RD185GGR12	TN185 GG 3/4"	3/4" BSP	12	7,10
RD185GGR16	TN185 GG 1"	1" BSP	17	13,30
RD185GGR20	TN185 GG 1"1/4	1"1/4 BSP	22	20,10
RD185GGR24	TN185 GG 1"1/2	1"1/2 BSP	27	25,90
RD185GGM10	TN185 GG 10x1	M10x1	5	0,70
RD185GGM12	TN185 GG 12x1,5	M12x1,5	6	1,40
RD185GGM14	TN185 GG 14x1,5	M14x1,5	6	2,00
RD185GGM16	TN185 GG 16x1,5	M16x1,5	8	2,50
RD185GGM18	TN185 GG 18x1,5	M18x1,5	8	3,20
RD185GGM20	TN185 GG 20x1,5	M20x1,5	10	4,20
RD185GGM22	TN185 GG 22x1,5	M22x1,5	10	5,10

CONTARINI®

NIPPLO GIUNZIONE
STRAIGHT ADAPTER
GERADER ADAPTER

RV001

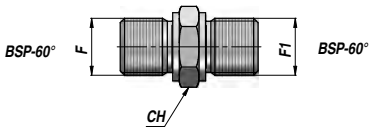

Codice Code Bestell-Nr.	F BSP	F1 BSP	CH	kg x 100
RV001.0300	1/8"	1/8"	14	1,40
RV001.0400	1/4"	1/4"	19	2,60
RV001.0600	3/8"	3/8"	22	4,20
RV001.0800	1/2"	1/2"	27	7,60
RV001.1000	5/8"	5/8"	30	9,80
RV001.1200	3/4"	3/4"	32	11,20
RV001.1600	1"	1"	41	19,80
RV001.2000	1"1/4	1"1/4	50	33,40
RV001.2400	1"1/2	1"1/2	55	40,60
RV001.3200	2"	2"	70	60,20

NIPPLO GIUNZIONE
STRAIGHT ADAPTER
GERADER ADAPTER

RV006

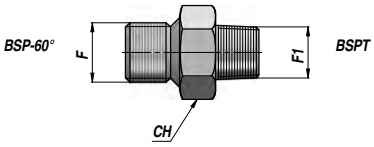

Codice Code Bestell-Nr.	F BSP	F1 BSPT	CH	kg x 100
RV006.0400	1/4"	1/4"	17	2,86
RV006.0600	3/8"	3/8"	19	4,54
RV006.0800	1/2"	1/2"	24	7,60
RV006.1200	3/4"	3/4"	32	12,10
RV006.1600	1"	1"	41	20,46
RV006.2000	1"1/4	1"1/4	46	26,70
RV006.2400	1"1/2	1"1/2	55	32,40
RV006.3200	2"	2"	65	48,16

GIUNZIONE M+F
MALE+FEMALE STRAIGHT ADAPTER
ADAPTER MIT AUSSENGEWINDE+ÜBERWURFMUTTER

RV011

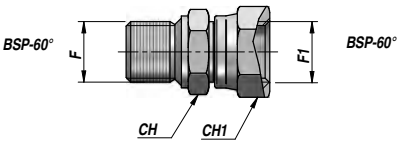

Codice Code Bestell-Nr.	F BSP	F1 BSP	CH	CH1	kg x 100
RV011.0400	1/4"	1/4"	19	19	4,40
RV011.0600	3/8"	3/8"	22	22	6,80
RV011.0800	1/2"	1/2"	27	27	11,80
RV011.1200	3/4"	3/4"	32	32	16,60
RV011.1600	1"	1"	41	38	25,40

GIUNZIONE F+F
STRAIGHT ADAPTER
ADAPTER MIT 2 X ÜBERWURFMUTTERN

RV021

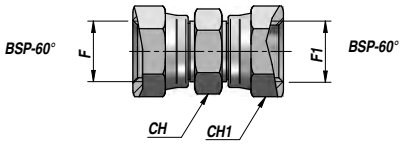

Codice Code Bestell-Nr.	F BSP	F1 BSP	CH	CH1	kg x 100
RV021.0400	1/4"	1/4"	19	19	6,40
RV021.0600	3/8"	3/8"	22	22	9,00
RV021.0800	1/2"	1/2"	27	27	18,40
RV021.1200	3/4"	3/4"	32	32	24,60
RV021.1600	1"	1"	41	38	36,20

RV041

PASSAPARETE
BULKHEAD STRAIGHT ADAPTER
SCHOTTVERSCHRAUBUNG

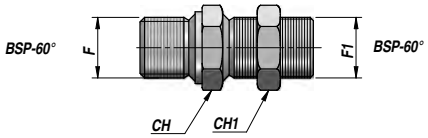

Codice Code Bestell-Nr.	F BSP	F1 BSP	CH	CH1	kg x 100
RV041.0400	1/4"	1/4"	19	19	4,60
RV041.0600	3/8"	3/8"	22	22	7,60
RV041.0800	1/2"	1/2"	27	27	13,00
RV041.1200	3/4"	3/4"	32	32	21,00
RV041.1600	1"	1"	41	41	32,00

RV061

COLONNETTA CORTA M+F
MALE+FEMALE SHORT EXTENSION
KURZES VERLÄNGERUNGSSTÜCK-AUSSEN/INNENGEWINDE

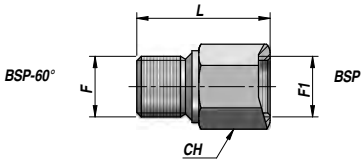

Codice Code Bestell-Nr.	F BSP	F1 BSP	CH	L	kg x 100
RV061.0400	1/4"	1/4"	19	33~	3,80
RV061.0600	3/8"	3/8"	22	38~	5,80
RV061.0800	1/2"	1/2"	27	40~	8,60
RV061.1200	3/4"	3/4"	32	48~	16,80
RV061.1600	1"	1"	41	55~	27,60

RV065

COLONNETTA LUNGA M+F
MALE+FEMALE EXTENSION
VERLÄNGERUNGSSTÜCK-AUSSEN/INNENGEWINDE

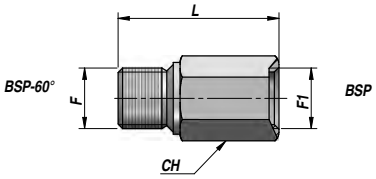

Codice Code Bestell-Nr.	F BSP	F1 BSP	CH	L	kg x 100
RV065.0400	1/4"	1/4"	19	52~	7,00
RV065.0600	3/8"	3/8"	22	57~	9,20
RV065.0800	1/2"	1/2"	27	60~	14,20
RV065.1200	3/4"	3/4"	32	73~	21,80
RV065.1600	1"	1"	41	85~	41,60

RV071

CURVA 90° M+F
90° MALE+FEMALE ADAPTER
90°ROHRBOGEN-AUSSENGEWINDE+ÜBERWURFMUTTER

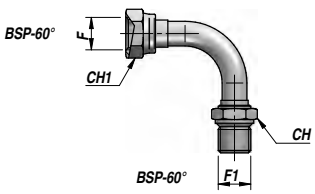

Codice Code Bestell-Nr.	F BSP	F1 BSP	CH	CH1	kg x 100
RV071.0400	1/4"	1/4"	19	19	6,40
RV071.0600	3/8"	3/8"	22	22	9,20
RV071.0800	1/2"	1/2"	27	27	16,00
RV071.1200	3/4"	3/4"	32	32	23,80
RV071.1600	1"	1"	41	38	40,40

ADATTATORE 90° F+F
90° ADAPTER F+F
90° ADAPTER MIT INNENGEWINDEN

RV151

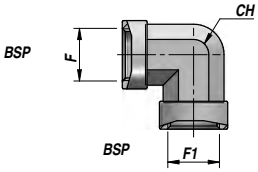

Codice Code Bestell-Nr.	F BSP	F1 BSP	CH	kg x 100
RV151.0400	1/4"	1/4"	19	7,80
RV151.0600	3/8"	3/8"	22	10,60
RV151.0800	1/2"	1/2"	27	18,00
RV151.1200	3/4"	3/4"	33	28,40
RV151.1600	1"	1"	41	51,80
RV151.2000	1"1/4	1"1/4	48	72,60

ADATTATORE 90° M+F GIREVOLE
90° ADAPTER M+F
90°ADAPTER MIT AUSSENGEWINDE+ÜBERWURFMUTTER

RV122

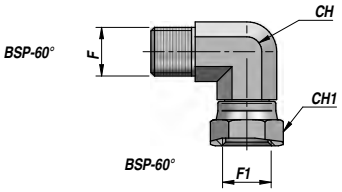

Codice Code Bestell-Nr.	F BSP	F1 BSP	CH	CH1	kg x 100
RV122.0400	1/4"	1/4"	14	19	5,60
RV122.0600	3/8"	3/8"	19	22	10,00
RV122.0800	1/2"	1/2"	22	27	15,60
RV122.1200	3/4"	3/4"	27	32	25,40
RV122.1600	1"	1"	33	41	48,00

ADATTATORE 90° M+M
90° ADAPTER M+M
90° ADAPTER MIT AUSSENGEWINDEN

RV141

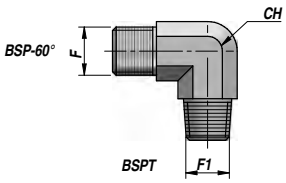

Codice Code Bestell-Nr.	F BSP	F1 BSPT	CH	kg x 100
RV141.0400	1/4"	1/4"	14	3,80
RV141.0600	3/8"	3/8"	17	6,60
RV141.0800	1/2"	1/2"	19	9,40
RV141.1200	3/4"	3/4"	27	20,60
RV141.1600	1"	1"	36	35,60

ADATTATORE A "TEE" M+M+M
"TEE" ADAPTER M+M+M
"TEE" ADAPTER MIT AUSSENGEWINDEN

RV171

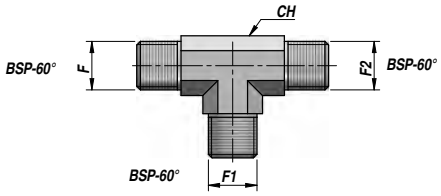

Codice Code Bestell-Nr.	F BSP	F1 BSP	F2 BSP	CH	kg x 100
RV171.0400	1/4"	1/4"	1/4"	14	6,00
RV171.0600	3/8"	3/8"	3/8"	19	8,40
RV171.0800	1/2"	1/2"	1/2"	22	11,40
RV171.1200	3/4"	3/4"	3/4"	27	23,60
RV171.1600	1"	1"	1"	33	40,80

RV181

ADATTATORE A "TEE" F+F+F
"TEE" ADAPTER F+F+F
"TEE" ADAPTER MIT INNENGEWINDEN

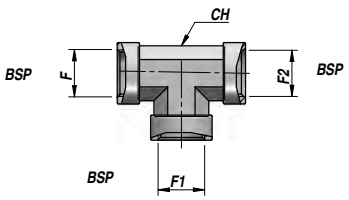

Codice Code Bestell-Nr.	F BSP	F1 BSP	F2 BSP	CH	kg x 100
RV181.0400	1/4"	1/4"	1/4"	19	10,00
RV181.0600	3/8"	3/8"	3/8"	22	13,20
RV181.0800	1/2"	1/2"	1/2"	27	21,40
RV181.1200	3/4"	3/4"	3/4"	33	35,00
RV181.1600	1"	1"	1"	41	63,50

RV192

ADATTATORE "TEE" M+F.GIR.+M
"TEE" ADAPTER M+F+M
"TEE" ADAPTER MIT AUSSENGEWINDEN+ÜBERWURFMUTTER

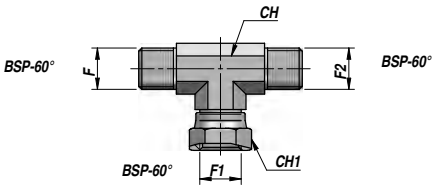

Codice Code Bestell-Nr.	F BSP	F1 BSP	F2 BSP	CH	CH1	kg x 100
RV192.0400	1/4"	1/4"	1/4"	14	19	7,40
RV192.0600	3/8"	3/8"	3/8"	19	22	12,40
RV192.0800	1/2"	1/2"	1/2"	22	27	19,80
RV192.1200	3/4"	3/4"	3/4"	27	32	32,60
RV192.1600	1"	1"	1"	33	38	55,40

RV301

NIPPLO RIDUZIONE
MALE REDUCING ADAPTER
REDUZIERADAPTER

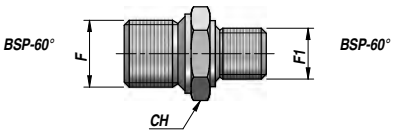

Codice Code Bestell-Nr.	F BSP	F1 BSP	CH	kg x 100
RV301.0604	3/8"	1/4"	22	4,20
RV301.0804	1/2"	1/4"	27	6,20
RV301.0806	1/2"	3/8"	27	7,20
RV301.1008	5/8"	1/2"	30	8,50
RV301.1206	3/4"	3/8"	32	9,80
RV301.1208	3/4"	1/2"	32	10,40
RV301.1210	3/4"	5/8"	32	11,60
RV301.1608	1"	1/2"	41	17,80
RV301.1612	1"	3/4"	41	19,80
RV301.2016	1"1/4	1"	50	32,00
RV301.2416	1"1/2	1"	55	37,80
RV301.2420	1"1/2	1"1/4	55	40,20
RV301.3220	2"	1"1/4	70	58,00
RV301.3224	2"	1"1/2	70	60,60

RV311

COLONNETTA DI RIDUZIONE M/F
MALE / FEMALE REDUCING EXTENSION
REDUZ.VERLÄNGERUNGSSTÜCK-AUSSEN/INNENGEWINDE

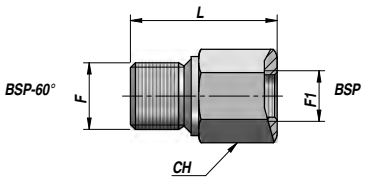

Codice Code Bestell-Nr.	F BSP	F1 BSP	CH	L	kg x 100
RV311.0406	1/4"	3/8"	22	39~	5,20
RV311.0408	1/4"	1/2"	27	41~	8,40
RV311.0604	3/8"	1/4"	22	36~	6,20
RV311.0608	3/8"	1/2"	27	41~	8,20
RV311.0806	1/2"	3/8"	27	40~	10,80
RV311.0812	1/2"	3/4"	32	57~	10,00
RV311.1208	3/4"	1/2"	32	55~	14,80
RV311.1216	3/4"	1"	41	66~	29,80
RV311.1612	1"	3/4"	41	63~	38,20

TAPPO DI RIDUZIONE M/F
MALE / FEMALE REDUCING ADAPTER
REDUZIER STOPFEN MIT AUSSEN/INNENGEWINDE

RV321

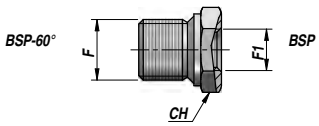

Codice Code Bestell-Nr.	F BSP	F1 BSP	CH	kg x 100
RV321.0604	3/8"	1/4"	22	2,80
RV321.0804	1/2"	1/4"	27	5,20
RV321.0806	1/2"	3/8"	27	4,60
RV321.1208	3/4"	1/2"	32	7,00
RV321.1608	1"	1/2"	41	14,20
RV321.1612	1"	3/4"	41	11,60
RV321.2016	1"1/4	1"	50	20,20

TAPPO MASCHIO
MALE PLUG
STOPFEN MIT AUSSENGEWINDE

RV401

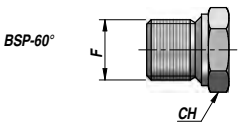

Codice Code Bestell-Nr.	F BSP	CH	kg x 100
RV401.0400	1/4"	19	2,20
RV401.0600	3/8"	22	3,40
RV401.0800	1/2"	27	5,40
RV401.1200	3/4"	32	10,00
RV401.1600	1"	41	12,40
RV401.2000	1"1/4	50	26,00

TAPPO FEMMINA GIREVOLE
FEMALE PLUG
STOPFEN MIT ÜBERWURFMUTTER

RV414

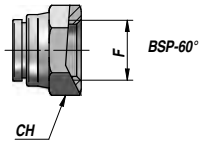

Codice Code Bestell-Nr.	F BSP	CH	kg x 100
RV414.0400	1/4"	19	2,80
RV414.0600	3/8"	22	4,20
RV414.0800	1/2"	27	6,60
RV414.1200	3/4"	32	9,60
RV414.1600	1"	38	20,00

TAPPO CONICO - ESAGONO INCASSATO
HEXAGON SOCKET PIPE PLUG
KEGELSTOPFEN - INNENSECHSKANT

RV406

Codice Code Bestell-Nr.	F BSPT	CH	kg x 100
RV406.0300	1/8"	5	0,20
RV406.0400	1/4"	7	0,50
RV406.0600	3/8"	8	1,00
RV406.0800	1/2"	10	1,76
RV406.1200	3/4"	12	3,50

RV431

BULLONE FORATO
BOLT FOR BANJO
HOHLSCHRAUBE FÜR RINGANSCHLUSS

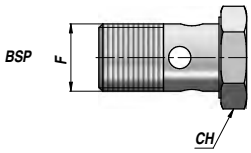

Codice Code Bestell-Nr.	F BSP	CH	kg x 100
RV431.0400	1/4"	19	3,00
RV431.0600	3/8"	22	5,80
RV431.0800	1/2"	27	8,80
RV431.1200	3/4"	32	15,40
RV431.1600	1"	41	29,80

RV441

BULLONE FORATO DOPPIO
DOUBLE BOLT FOR BANJO
DOPPELHOHLSCHRAUBE FÜR RINGANSCHLUSS

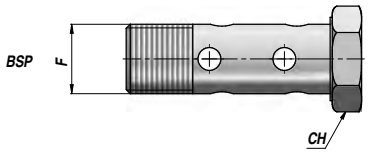

Codice Code Bestell-Nr.	F BSP	CH	kg x 100
RV441.0400	1/4"	19	4,00
RV441.0600	3/8"	22	7,40
RV441.0800	1/2"	27	12,20
RV441.1200	3/4"	32	24,20

RV454

OCCHIO FILETTATO
THREADED BANJO
RINGANSCHLUSS MIT GEWINDE

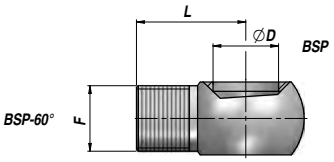

Codice Code Bestell-Nr.	ØD BSP	F BSP	L	kg x 100
RV454.0404	1/4"	1/4"	25~	2,80
RV454.0606	3/8"	3/8"	28~	4,00
RV454.0806	1/2"	3/8"	28~	6,90
RV454.0808	1/2"	1/2"	32~	7,60
RV454.1208	3/4"	1/2"	32~	14,40
RV454.1212	3/4"	3/4"	40~	16,80
RV454.1616	1"	1"	44~	31,40

RV536

OCCHIO + DADO E OGIVA DIN2353
BANJO + NUT AND CUTTING RING DIN2353
RINGANSCHLUSS + MUTTER UND SCHNEIDRING NACH DIN2353

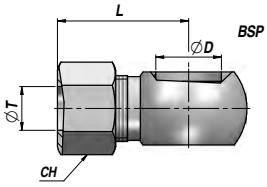

Codice Code Bestell-Nr.	ØD BSP	ØT	L	CH	kg x 100
RV536.0412	1/4"	12	43,5	22	7,00
RV536.0612	3/8"	12	38,5	22	7,00
RV536.0815	1/2"	15	44,5	27	14,00

GIUNZIONE ESAGONALE A SALDARE
WELDABLE MALE
SCHWEISSBARER SECHSKANTIGER ADAPTER

RV501

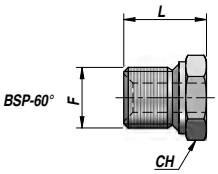

Codice Code Bestell-Nr.	F BSP	CH	L	kg x 100
RV501.0400	1/4"	19	18~	2,00
RV501.0600	3/8"	22	20~	3,60
RV501.0800	1/2"	27	23~	5,00
RV501.1200	3/4"	32	26~	7,60
RV501.1600	1"	41	30~	15,40
RV501.2000	1"1/4	50	32~	26,60

GIUNZIONE TONDA A SALDARE
WELDABLE MALE
SCHWEISSBARER RUNDADAPTER

RV511

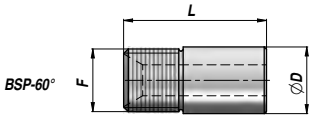

Codice Code Bestell-Nr.	F BSP	ØD	L	kg x 100
RV511.0400	1/4"	15	25~	2,00
RV511.0600	3/8"	17	35~	3,80
RV511.0800	1/2"	21	35~	5,60
RV511.1200	3/4"	28	41~	9,40
RV511.1600	1"	35	41~	15,20
RV511.2000	1"1/4	43	45~	26,30

BORCHIA A SALDARE
THREADED PORT
ANSCHLUSSGEWINDE

CBS

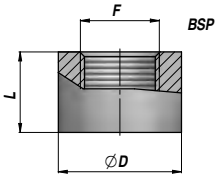

Codice Code Bestell-Nr.	F BSP	L	ØD	kg x 100
CBS0300000	1/8"	14	20	2,80
CBS0400000	1/4"	16	22	3,50
CBS0400013	1/4"	13	22	2,80
CBS0600000	3/8"	17	26	4,70
CBS0600015	3/8"	15	26	4,20
CBS0800000	1/2"	18	30	6,10
CBS1200000	3/4"	20	38	10,50
CBS1600000	1"	25	45	16,90
CBS2000000	1"1/4	24,5	55	22,60
CBS2400000	1"1/2	30	60	28,90
CBS3200000	2"	30	70	30,70

OCCHIO A SALDARE
WELDABLE BANJO
SCHWEISSBARER RINGANSCHLUSS

RV531

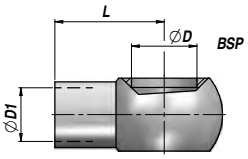

Codice Code Bestell-Nr.	ØD BSP	ØD1	L	kg x 100
RV531.0400	1/4"	10	24~	2,20
RV531.0610	3/8"	10	28~	4,20
RV531.0600	3/8"	12	28~	3,40
RV531.0800	1/2"	15	32~	7,60
RV531.0814	1/2"	14	32~	6,80
RV531.1200	3/4"	20	40~	17,60
RV531.1600	1"	25	57~	33,20

RV535

OCCHIO CON TUBINO SALDATO
BANJO WITH WELDED PIPE
RINGANSCHLUSS MIT ANGESCHWEISSTEM ROHR

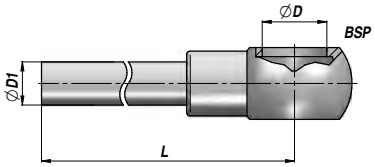

Codice Code Bestell-Nr.	ØD BSP	ØD1	L	kg x 100
RV535.0410	1/4"	10	100	5,50
RV535.0415	1/4"	10	150	7,00
RV535.0420	1/4"	10	200	8,50
RV535.0430	1/4"	10	300	11,50
RV535.0440	1/4"	10	400	14,50
RV535.0460	1/4"	10	600	20,50
RV535.0485	1/4"	10	850	28,00
RV535.0499	1/4"	10	1000	34,50
RV535.120404	1/4"	12	40	3,60
RV535.120420	1/4"	12	200	10,70
RV535.120440	1/4"	12	400	18,50
RV535.0603	3/8"	12	40	4,50
RV535.0606	3/8"	12	60	5,50

RV535

OCCHIO CON TUBINO SALDATO
BANJO WITH WELDED PIPE
RINGANSCHLUSS MIT ANGESCHWEISSTEM ROHR

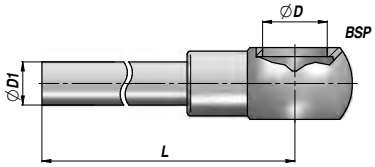

Codice Code Bestell-Nr.	ØD BSP	ØD1	L	kg x 100
RV535.0610	3/8"	12	100	7,00
RV535.0615	3/8"	12	150	8,50
RV535.0620	3/8"	12	200	11,00
RV535.0630	3/8"	12	300	14,50
RV535.0640	3/8"	12	400	18,50
RV535.0650	3/8"	12	500	22,50
RV535.0660	3/8"	12	600	27,00
RV535.0699	3/8"	12	1000	42,50
RV535.0810	1/2"	15	100	11,50
RV535.0820	1/2"	15	200	16,50
RV535.0830	1/2"	15	300	20,50
RV535.0840	1/2"	15	400	26,50
RV535.0850	1/2"	15	500	32,50

RV302

NIPPLO RIDUZIONE
MALE REDUCING ADAPTER
REDUZIERADAPTER

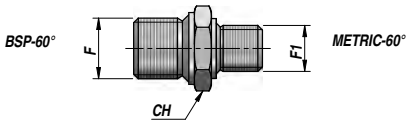

Codice Code Bestell-Nr.	F BSP	F1	CH	kg x 100
RV302.0414	1/4"	M14x1,5	19	3,00
RV302.0418	1/4"	M18x1,5	24	4,80
RV302.0614	3/8"	M14x1,5	22	4,00
RV302.0616	3/8"	M16x1,5	22	4,20
RV302.0618	3/8"	M18x1,5	24	5,40
RV302.0622	3/8"	M22x1,5	27	6,80
RV302.0818	1/2"	M18x1,5	27	6,80
RV302.0822	1/2"	M22x1,5	27	7,60

RV002

NIPPLO GIUNZIONE
STRAIGHT ADAPTER
GERADER ADAPTER

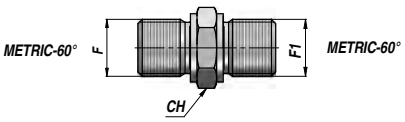

Codice Code Bestell-Nr.	F	F1	CH	kg x 100
RV002.1415	M14x1,5	M14x1,5	19	3,20
RV002.1615	M16x1,5	M16x1,5	22	4,00
RV002.1815	M18x1,5	M18x1,5	24	5,40
RV002.2215	M22x1,5	M22x1,5	27	7,60

CONTARINI®

NIPPLO RIDUZIONE
MALE REDUCING ADAPTER
REDUZIERADAPTER

RV303

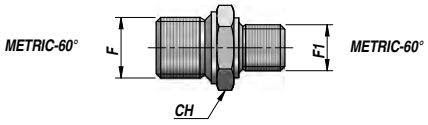

Codice Code Bestell-Nr.	F	F1	CH	kg x 100
RV303.1614	M16x1,5	M14x1,5	22	3,60
RV303.1814	M18x1,5	M14x1,5	24	4,80
RV303.1816	M18x1,5	M16x1,5	24	5,20
RV303.2218	M22x1,5	M18x1,5	27	7,00

BULLONE FORATO
BOLT FOR BANJO
HOHLSCHRAUBE FÜR RINGANSCHLUSS

RV432

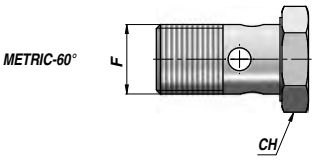

Codice Code Bestell-Nr.	F	CH	kg x 100
RV432.1415	M14x1,5	19	3,40
RV432.1615	M16x1,5	22	4,40
RV432.1815	M18x1,5	24	6,60
RV432.2215	M22x1,5	27	10,40

OCCHIO FILETTATO
THREADED BANJO
RINGANSCHLUSS MIT GEWINDE

RV453

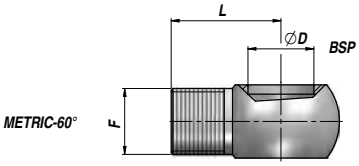

Codice Code Bestell-Nr.	ØD	F	L	kg x 100
RV453.1414	14	M14x1,5	25~	3,00
RV453.1616	16	M16x1,5	28~	4,20
RV453.1818	18	M18x1,5	30~	6,00
RV453.2222	22	M22x1,5	32~	6,40

OCCHIO A SALDARE
WELDABLE BANJO
SCHWEISSBARER RINGANSCHLUSS

RV532

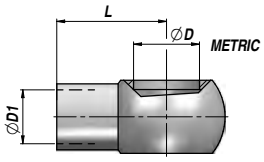

Codice Code Bestell-Nr.	ØD	ØD1	L	kg x 100
RV532.1410	14	10	24~	2,20
RV532.1612	16	12	28~	3,80
RV532.1815	18	15	29~	5,60
RV532.2218	22	18	32~	6,00

RV502

GIUNZIONE ESAGONALE A SALDARE
WELDABLE MALE
SCHWEISSBARER SECHSKANTIGER ADAPTER

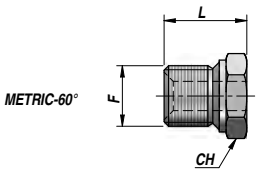

Codice Code Bestell-Nr.	F	CH	L	kg x 100
RV502.1415	M14x1,5	19	19~	2,20
RV502.1615	M16x1,5	22	21~	2,60
RV502.1815	M18x1,5	24	22~	4,40
RV502.2215	M22x1,5	27	24~	5,80

CBS

BORCHIA A SALDARE
THREADED PORT
ANSCHLUSSGEWINDE

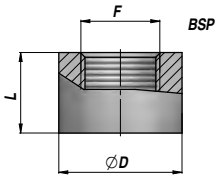

Codice Code Bestell-Nr.	F	L	ØD	kg x 100
CBS0001215	M12x1,5	16	22	3,70
CBS0001415014	M14x1,5	14	22	2,80
CBS0001415	M14x1,5	16	22	3,20
CBS0001615	M16x1,5	17	26	4,90
CBS0001815014	M18x1,5	14	28	4,40
CBS0001815	M18x1,5	18	28	5,70
CBS0002015	M20x1,5	18	30	6,10
CBS0002215	M22x1,5	18	30	5,30

RV005

NIPPLO GIUNZIONE
STRAIGHT ADAPTER
GERADER ADAPTER

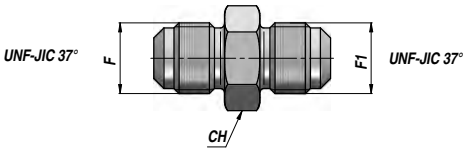

Codice Code Bestell-Nr.	F UNF-JIC37°	F1 UNF-JIC37°	CH	kg x 100
RV005.0404	7/16"	7/16"	13	1,78
RV005.0505	1/2"	1/2"	14	2,17
RV005.0606	9/16"	9/16"	16	2,67
RV005.0808	3/4"	3/4"	19	4,95
RV005.1010	7/8"	7/8"	24	8,30
RV005.1212	1"1/16	1"1/16	27	13,10
RV005.1616	1"5/16	1"5/16	36	19,60

RV053

PASSAPARETE
BULKHEAD STRAIGHT ADAPTER
SCHOTTVERSCHRAUBUNG

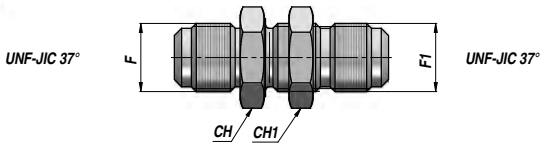

Codice Code Bestell-Nr.	F UNF-JIC37°	F1 UNF-JIC37°	CH	CH1	kg x 100
RV053.0004	7/16"	7/16"	17	17	4,13
RV053.0005	1/2"	1/2"	19	19	5,08
RV053.0006	9/16"	9/16"	22	22	6,85
RV053.0008	3/4"	3/4"	24	24	10,45
RV053.0010	7/8"	7/8"	30	30	17,40
RV053.0012	1"1/16	1"1/16	36	36	28,00
RV053.0016	1"5/16	1"5/16	41	41	36,20

NIPPLO RIDUZIONE
REDUCING ADAPTER
REDUZIERADAPTER

RV307

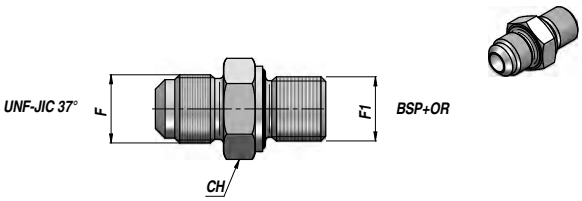

Codice Code Bestell-Nr.	F UNF-JIC37°	F1 BSP	CH	kg x 100
RV307.0404	7/16"	1/4"	19	3,20
RV307.0504	1/2"	1/4"	19	3,20
RV307.0604	9/16"	1/4"	19	3,00
RV307.0606	9/16"	3/8"	22	4,56
RV307.0608	9/16"	1/2"	30	9,48
RV307.0804	3/4"	1/4"	19	4,60
RV307.0806	3/4"	3/8"	22	5,20
RV307.0808	3/4"	1/2"	30	10,04
RV307.1006	7/8"	3/8"	24	6,96
RV307.1008	7/8"	1/2"	30	10,20
RV307.1012	7/8"	3/4"	36	15,57
RV307.1208	1"1/16	1/2"	30	12,00
RV307.1212	1"1/16	3/4"	36	16,80
RV307.1216	1"1/16	1"	46	23,40
RV307.1616	1"5/16	1"	46	27,60

NIPPLO RIDUZIONE
REDUCING ADAPTER
REDUZIERADAPTER

RV309

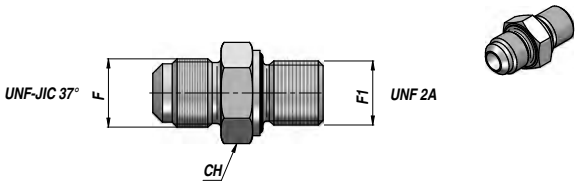

Codice Code Bestell-Nr.	F UNF-JIC37°	F1 UNF 2A	CH	kg x 100
RV309.0404	7/16"	7/16"	14	1,90
RV309.0405	7/16"	1/2"	16	2,46
RV309.0406	7/16"	9/16"	17	2,66
RV309.0505	1/2"	1/2"	16	2,57
RV309.0606	9/16"	9/16"	17	2,99
RV309.0608	9/16"	3/4"	22	5,07
RV309.0808	3/4"	3/4"	22	5,90
RV309.0810	3/4"	7/8"	27	9,22
RV309.1010	7/8"	7/8"	27	9,55
RV309.1208	1"1/16	3/4"	27	11,20
RV309.1212	1"1/16	1"1/16	32	15,20
RV309.1612	1"5/16	1"1/16	36	19,55
RV309.2020	1"5/8	1"5/8	50	37,93
RV309.2420	1"7/8	1"5/8	55	41,68

NIPPLO RIDUZIONE
REDUCING ADAPTER
REDUZIERADAPTER

RV310

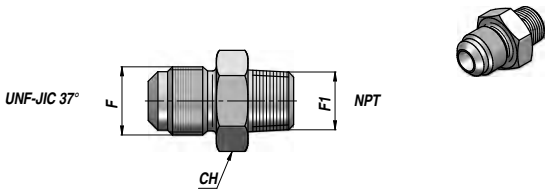

Codice Code Bestell-Nr.	F UNF-JIC37°	F1 NPT	CH	kg x 100
RV310.0404	7/16"	1/4"	14	2,64
RV310.0502	1/2"	1/8"	14	1,89
RV310.0504	1/2"	1/4"	14	2,64
RV310.0604	9/16"	1/4"	16	2,90
RV310.0606	9/16"	3/8"	19	4,19
RV310.0804	3/4"	1/4"	19	4,92
RV310.0806	3/4"	3/8"	19	4,50
RV310.0808	3/4"	1/2"	22	7,88
RV310.0812	3/4"	3/4"	27	12,85
RV310.1008	7/8"	1/2"	24	8,45
RV310.1212	1"1/16	3/4"	27	13,32
RV310.1616	1"5/16	1"	36	20,80
RV310.2016	1"5/8	1"	46	31,25
RV310.2424	1"7/8	1"1/2	50	46,50

ADATTATORE 90° M+M
90° ADAPTER M+M
90° ADAPTER MIT AUSSENGEWINDEN

RV105

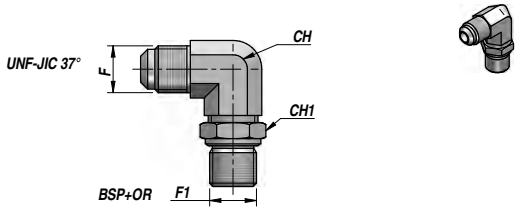

Codice Code Bestell-Nr.	F UNF-JIC37°	F1 BSP	CH	CH1	kg x 100
RV105.0402	7/16"	1/8"	11	14	3,03
RV105.0404	7/16"	1/4"	14	19	5,75
RV105.0504	1/2"	1/4"	14	19	5,86
RV105.0604	9/16"	1/4"	14	19	5,85
RV105.0606	9/16"	3/8"	19	22	9,59
RV105.0806	3/4"	3/8"	19	22	10,88
RV105.0808	3/4"	1/2"	22	27	15,81
RV105.1008	7/8"	1/2"	22	27	16,29
RV105.1012	7/8"	3/4"	27	36	28,12
RV105.1212	1"1/16	3/4"	27	36	30,38
RV105.1616	1"5/16	1"	33	41	42,76

CONDIZIONI DI GARANZIA

Indipendentemente da eventuali diritti di garanzia concessi dal commerciante al cliente, la CONTARINI S.r.l. garantisce i propri prodotti:

A Per i guasti operativi causati da materiali o esecuzioni difettose che si verifichino nel corso del normale e appropriato utilizzo, entro 12 mesi dalla data d'acquisto dalla CONTARINI S.r.l.
La CONTARINI S.r.l. si riserva il diritto di determinare quale sia il normale e appropriato utilizzo.

B Per i vizi imputabili al ben accertato difetto di fabbricazione o di materiale, la CONTARINI S.r.l. sostituisce o ripara gratuitamente il pezzo rotto.
I particolari sostituiti saranno di proprietà della venditrice.
Non è prevista alcuna garanzia per usura causata da contaminazione interna od esterna, né dalle normali condizioni di lavoro.
Anche i difetti dovuti a fenomeni di ossidazione non sono coperti da garanzia.

C Non sussiste alcun diritto ad ottenere una fornitura sostitutiva.

D Ogni sostituzione in garanzia va autorizzata per iscritto dalla CONTARINI S.r.l.
La merce dovrà essere resa in porto franco con allegata la descrizione dettagliata delle anomalie riscontrate e delle condizioni d'impiego.

E Se il prodotto fornito è inserito in impianti potenzialmente in grado di cagionare danni a terzi superiori al valore del prodotto stesso, l'acquirente s'impegna ad adottare gli adeguati dispositivi di sicurezza per evitare qualsiasi danno, consapevole che la produzione in serie a prezzi di mercato comporta il rischio, pur limitato, della presenza di pezzi difettosi.

F La garanzia prevede la sostituzione delle parti riconosciute difettose nella costruzione o nei materiali.
La mano d'opera necessaria è riconosciuta solo ed esclusivamente se la riparazione in garanzia viene eseguita presso le nostre officine.
Nel caso in cui un prodotto venga riparato in garanzia, questo beneficerà di un periodo di garanzia pari al rimanente di quella originaria.

G Non sono riconosciuti, a nessun titolo, i risarcimenti per fermo macchina.

H La merce reclamata deve essere tenuta a disposizione della venditrice che si riserva il diritto di fare le opportune verifiche nel luogo dove si trova la merce o in altri luoghi dalla stessa indicati.

I Nessun reclamo riguardante lo qualità della merce potrà essere fatta valere in sede giudiziaria, neppure in via d'eccezione, se non avrà avuto luogo il regolare pagamento della merce alla quale il reclamo si riferisce.

L La Venditrice non si assume alcuna responsabilità in caso di uso e di stoccaggio improprio della merce fornita.

M Qualsiasi descrizione dei prodotti venduti, incluse le caratteristiche espressamente richieste dall'acquirente, così come quelle che appaiono su cataloghi, circolari e altro materiale pubblicato dalla venditrice al solo scopo d'identificazione del prodotto, non creano un'esplicita garanzia di rispondenza del prodotto alla descrizione stessa.

LA GARANZIA DECADE:

1) se il montaggio risulta essere effettuato in modo improprio;
2) per uso in condizioni diverse da quelle descritte nei cataloghi della CONTARINI S.r.l.;
3) se vengono sostituiti dei particolari utilizzando prodotti non originali;
4) se gli interventi, a qualsiasi titolo, sono eseguiti da operatori privi di autorizzazione sottoscritta della Venditrice;
5) se non sono stati adottati gli accorgimenti d'installazione prescritti;
6) se il prodotto risulta contaminato;
7) se il vizio è riconducibile alla normale usura dovuta dalle condizioni di lavoro;
8) se non vengono rispettate le clausole contrattuali compreso i pagamenti.

PRECAUZIONI D'USO

È fatto divieto all'acquirente di utilizzare i nostri prodotti in condizioni diverse da quelle descritte nei cataloghi CONTARINI.

DICHIARAZIONE

I prodotti descritti nel presente catalogo sono destinati ad essere incorporati in macchine alle quali si applica direttiva CEE 98/ 37/ CE (Direttiva Macchine) e successivi emendamenti.
È fatto divieto di mettere in funzione i nostri prodotti prima che la macchina o impianto in cui sono incorporati sia dichiarata conforme alle disposizioni della direttiva citata.
Per ogni controversia il Foro competente è quello della venditrice.

TERMS OF WARRANTY

Regardless of all warranty which may have been established between Reseller and Customer, Contarini Leopoldo Srl products are guaranteed:

A For operational failures due to defects in material and workmanship during normal and correct use, within 12 months from date of purchase from Contarini Leopoldo Srl.
Contarini Leopoldo Srl reserves the right to determine normal and correct use.

B In case of ascertained defects in material and workmanship, Contarini Leopoldo Srl replaces or repairs the part for free.
Replaced parts are Contarini Leopoldo Srl property.
Warranty is not extended for wear and tear caused by internal or external contamination, nor by normal use. Warranty does not apply to defects owed to oxidation.

C Substitutive supplies are not allowed.

D Material returning needs Contarini Leopoldo Srl written authorization. Material must be returned free of charge, with a detailed description of remarked problems and operating conditions.

E If the goods are to be mounted on plants or facilities which can cause damages to third parties for a value exceeding the value of the goods themselves, the buyer is responsible for the adoption of safety measures to prevent any damage. The buyer is informed that mass production involves the risk of defective pieces.

F The warranty extends to the replacement of parts whose defects in material or construction have been ascertained. Necessary labour will not be charged if the reparation is carried out in Contarini Leopoldo Srl premises; it will not be refunded if the reparation is carried out in the customer's premises. In the event that a product is repaired under warranty, that product shall carry the remainder of the original warranty period.

G Under any circumstances, refunds for periods when machines are stopped are not provided for by the warranty.

H Goods for which warranty is claimed must be kept at seller's disposal for inspection, where the goods are or where indicated by seller.

I Under no circumstances, no quality complaint can be called forth in court if the goods are not completely paid to seller.

L Seller will in no way be liable in case of wrong use or storing of the supplied goods.

M Any descriptions of the goods sold hereunder, including any reference to Buyers' specifications and any description in catalogues, circulars and other written material published by Seller is for the sole purpose of identifying such goods and shall not create an express guarantee that the goods shall conform to the sample or model.

WARRANTY FALLS OFF:

1) if mounting is improper;
2) if operating conditions differ from what indicated in Contarini Leopoldo Srl catalogues;
3) if parts are replaced with not original products;
4) if interventions are carried out by anyone other than authorized by seller's representatives;
5) if installation is not carried out according to prescribed procedures;
6) if the goods have been contaminated;
7) if fault is caused by normal operating conditions;
8) if terms of supply are not respected, including payments.

SAFETY PRECAUTIONS

The use of Contarini Leopoldo Srl products is forbidden in any circumstance which is not indicated in the Seller's catalogues.

DECLARATION

The products of the present catalogue are to be installed on machines which are submitted to CEE 98/ 37 ICE standard and subsequent modifications.
Contarini Leopoldo Srl products are not to be used on machines or plants that do not comply with the above mentioned standard.
The Court of Justice of Seller's seat is the exclusive competent for any controversy.

GARANTIEBEDINGUNGEN

Unabhängig von eventuellen Garantierechten, die dem Kunden von dem Zwischenhändler gewährt werden, garantiert die Fa. CONTARINI LEOPOLDO S.r.l. ihre Produkte in den nachstehenden Fällen:

A Bei von Materialien oder fehlerhaften Ausführungen verursachten Störungen, die - innerhalb von 12 Monaten ab Einkaufsdatum von der Fa. CONTARINI LEOPOLDO S.r.l. - während der normalen und sachgemäßen Verwendung auftreten.
Die Fa. CONTARINI LEOPOLDO S.r.l. behält sich das Recht vor, die normale und sachgemäße Verwendung zu bestimmen.

B Bei Mängeln, die mit Sicherheit auf Fehler im Material oder in der Herstellung zurückzuführen sind, leistet die Fa. CONTARINI LEOPOLDO S.r.l. durch kostenlose Reparierung oder Ersatzlieferung Gewähr.
Ersetzte Teile gehen in den Eigentum des Verkäufers über.
Keine Garantie ist im Fall einer Abnutzung vorgesehen, die sowohl durch interne oder externe Kontamination als auch von den normalen Arbeitsbedingungen verursacht worden ist.
Jegliche Gewähleistung wird bei durch Oxydationserscheinung verursachten Mängeln auch ausgeschlossen.

C Es besteht kein Recht auf Ersatzlieferung.

D Jegliche Rücklieferung unter Garantie muss von der Fa. CONTARINI LEOPOLDO S.r.l. schriftlich genehmigt werden. Die Ware muss frei Haus geliefert werden. Beigelegt sein muss die ausführliche Beschreibung der festgestellten Mängel und der Verwendungsbedingungen.

E Sollte das Endprodukt in Anlagen eingesetzt werden, die potentiell Schäden an Dritten - höher als den Produktwert selbst - verursachen können, verpflichtet sich der Käufer, die gemessenen Sicherheitsvorrichtungen einzuführen, um jeglichen Schaden zu vermeiden. Dabei ist er auch davon bewusst, dass es bei der Serienproduktion zu Marktpreisen das Risiko - auch wenn beschränkt- auf das Vorliegen mangelhafter Stücke läuft.

F Die Gewährleistung sieht den Ersatz der als mangelhaft erwiesenen Teile - hinsichtlich Material oder Herstellung - vor. Die notwendige Arbeitskraft ist lediglich anerkannt, wenn die Reparatur unter Garantie in unserer Werkstatt durchgeführt wird. Im Falle eines unter Garantie reparierten Produkts wird die Gewährleistungsfrist für das Produkt selbst so lang wie die restliche Frist der ursprünglichen Gewährleistungsfrist.

G Erstattungen für Maschinen im Stillstand werden im keinerlei Fall anerkannt.

H Die beanstandete Ware muss zur Verfügung des Verkäufers gehalten werden, der sich das Recht vorbehält, die gemessenen Prüfungen in dem Raum, in dem sie sich befindet, oder in einem anderem durch den Verkäufer angegebenen Raum durchzuführen.

I Keine Beanstandung hinsichtlich der Warenqualität darf im Gerichtsland geltend gemacht werden - noch im Ausnahmefall -, solange die regelmäßige Bezahlung der Ware, auf die sich die Beanstandung bezieht, erfolgt ist.

L Der Verkäufer übernimmt keine Gewährleistung bei unsachgemäßer Verwendung oder Lagerung der gelieferten Ware.

M Alle Beschreibungen der verkauften Produkte einschließlich der Eigenschaften, die ausdrücklich vom Käufer angefragt worden sind, so wie die, die in Katalogen, auf Rundschreiben oder anderen vom Verkäufer herausgegebenen Materialen vorkommen, dienen nur zur Identifikation der Produkte und garantieren nicht ihre Entsprechung mit dem Produkt.

IN DEN NACHSTEHENDEN FÄLLEN ERLÖSCHEN DIE GEWÄHRLEISTUNGSANSPRÜCHE:

1) wenn die Montage sich als unsachgemessen erweist;
2) bei Verwendung unter Bedingungen, die anders sind, als die, die in dem Katalog der Fa. CONTARINI LEOPOLDO S.r.l. beschrieben sind;
3) beim Austausch von Einzelteilen mit nicht originellen Produkten;
4) bei allerlei Eingriffen, die von Fachleuten vorgenommen werden, die keine unterschriebene Genehmigung des Verkäufers besitzen.
5) beim Nichthalten der vorgeschriebenen Anweisungen bei der Inbetriebsetzung;
6) wenn das Produkt sich als kontaminiert erweist;
7) wenn der Mangel auf den normalen Verschleiß bei den Arbeitsbedingungen zurückzuführen ist;
8) wenn die Vertragsbestimmungen nicht erfüllt werden, eingeschlossen Zahlungen.

GEBRAUCHSMASSNAHMEN

Dem Käufer wird verboten, unsere Produkte in anderen Bedingungen zu verwenden, als die, die in den CONTARINI Katalogen beschrieben sind.

ERKLÄRUNG

Die in diesem Katalog beschriebenen Produkten sind für den Einbau in Maschinen bestimmt, auf die die Richtlinie CEE 98/37/CE (Maschinen-Vorschrift) sowie nachfolgende Abänderungen angewendet werden.
Es ist verboten, unsere Produkte in Betrieb zu setzen, bevor die Maschine bzw. Anlage, in die sie eingebaut sind, die Konformitätserklärung mit den Bestimmungen der o.g. Richtlinie erhält.
Für alle Streitfälle ist das Gericht des Verkäufers zuständig.

CONTARINI®

Interpump Hydraulics International

CONTARINI LEOPOLDO srl

via A. Volta 34 - Zona industriale 48022 Lugo RA - Italia
tel. +39 0545 281111 fax +39 0545 30342
fax Export +39 0545 281114
mbox@contarini.net www.contarini.net

UNIDRO CONTARINI

Z.I. Les Epinettes
495 avenue Bramafan
73230 Barby-Chambéry (France)
Tel. 04 79 71 06 38 - Fax 04 79 71 06 39
contact@unidro-contarini.com
www.unidro-contarini.com

GOLF HYDROSYSTEM ltd

6150 Shipka - Bulgaria
golfhydro@mbox.digsys.bg
www.golfhydro.com



REL. 001 - 11-13

studiopagina.it - stampa: NovaPrint